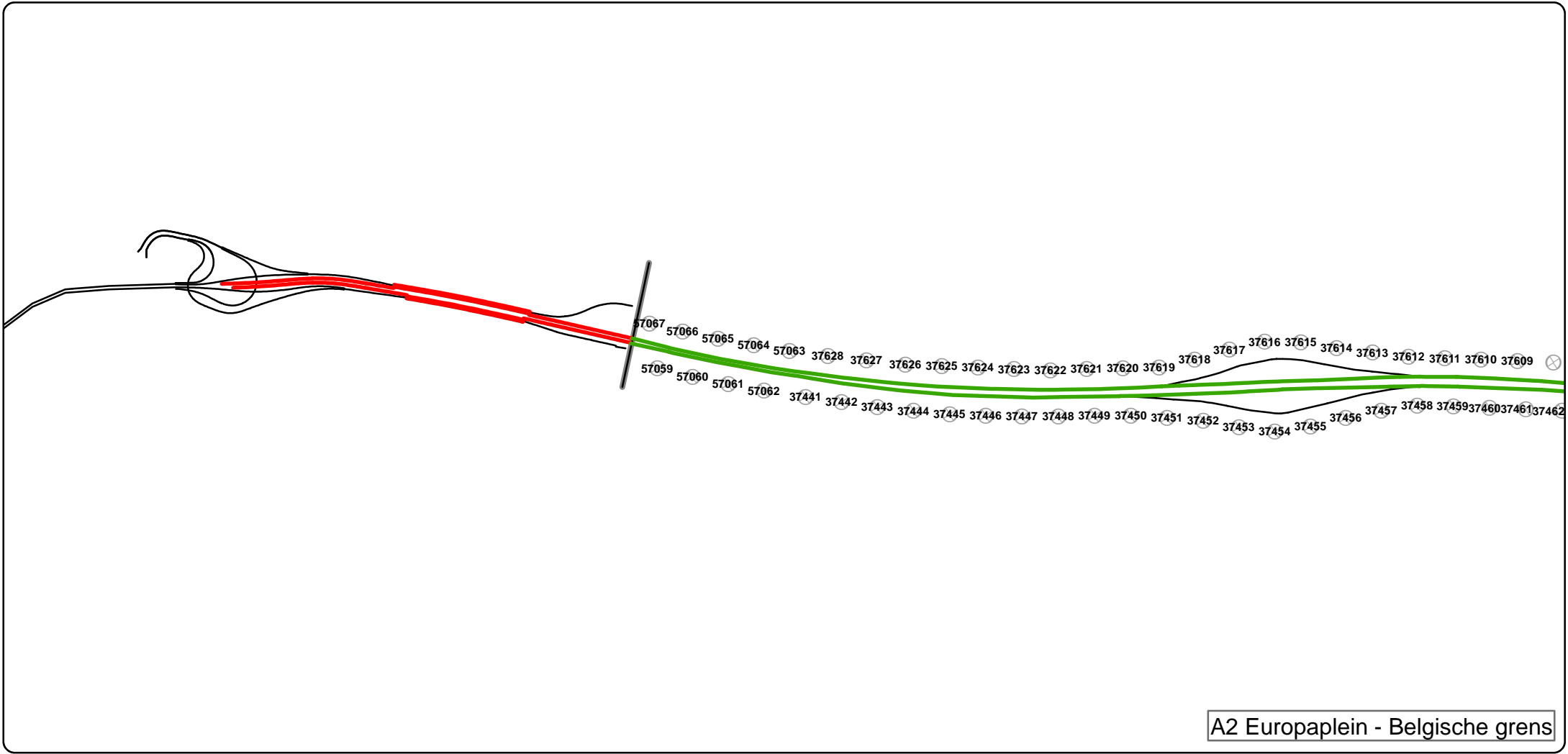


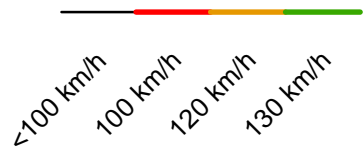
Bijlage 7

Titel	Traject A2 Europaplein - Belgische grens
Omvang	18 pagina's
Bron	Silence / GIS
Toelichting	Uitgangspunten en resultaten van de toetsing op referentiepunten

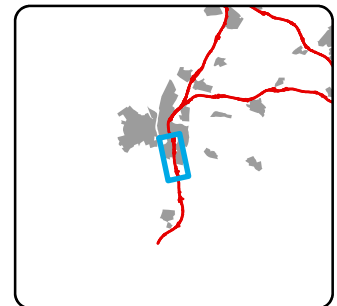
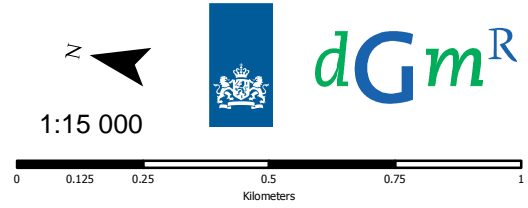


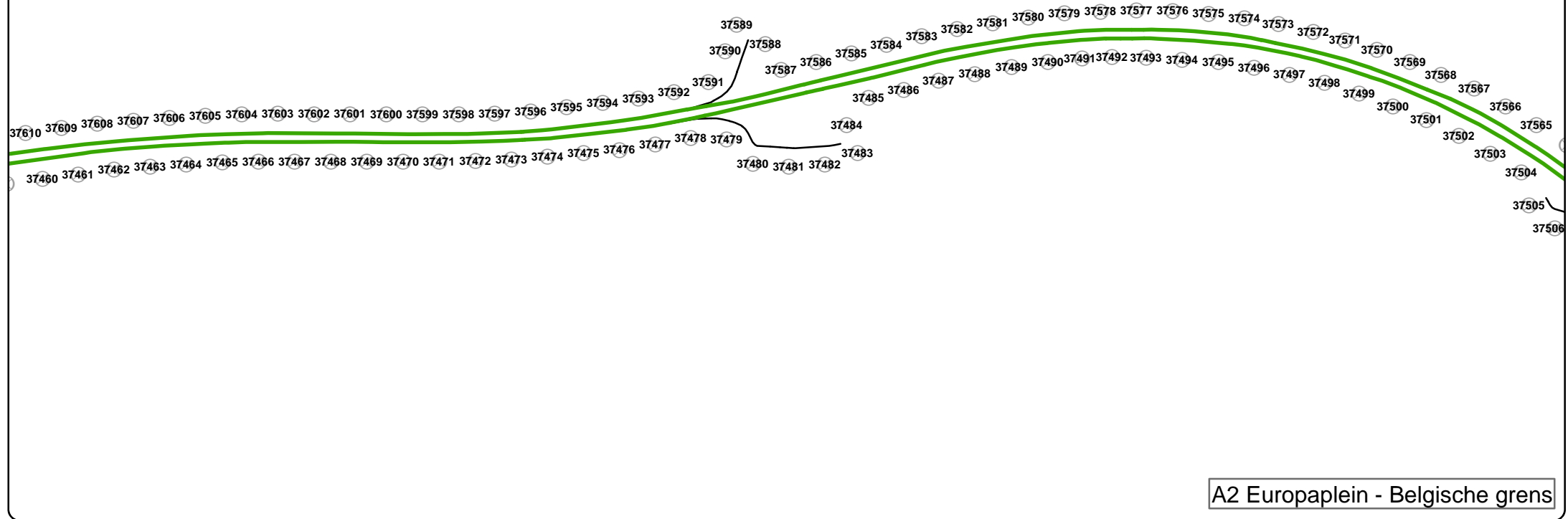
Legenda

Snelheidsbeeld na snelheidsverhoging



- Onderzoeksgrens
- ⊗ Referentiepunt





Legenda

Snelheidsbeeld na snelheidsverhoging

— Onderzoeksgrens

⊗ Referentiepunt

<100 km/h

100 km/h

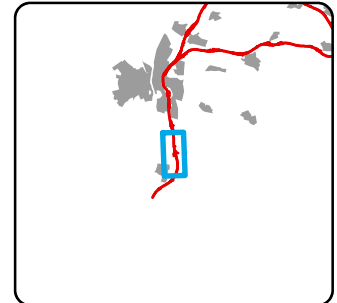
120 km/h

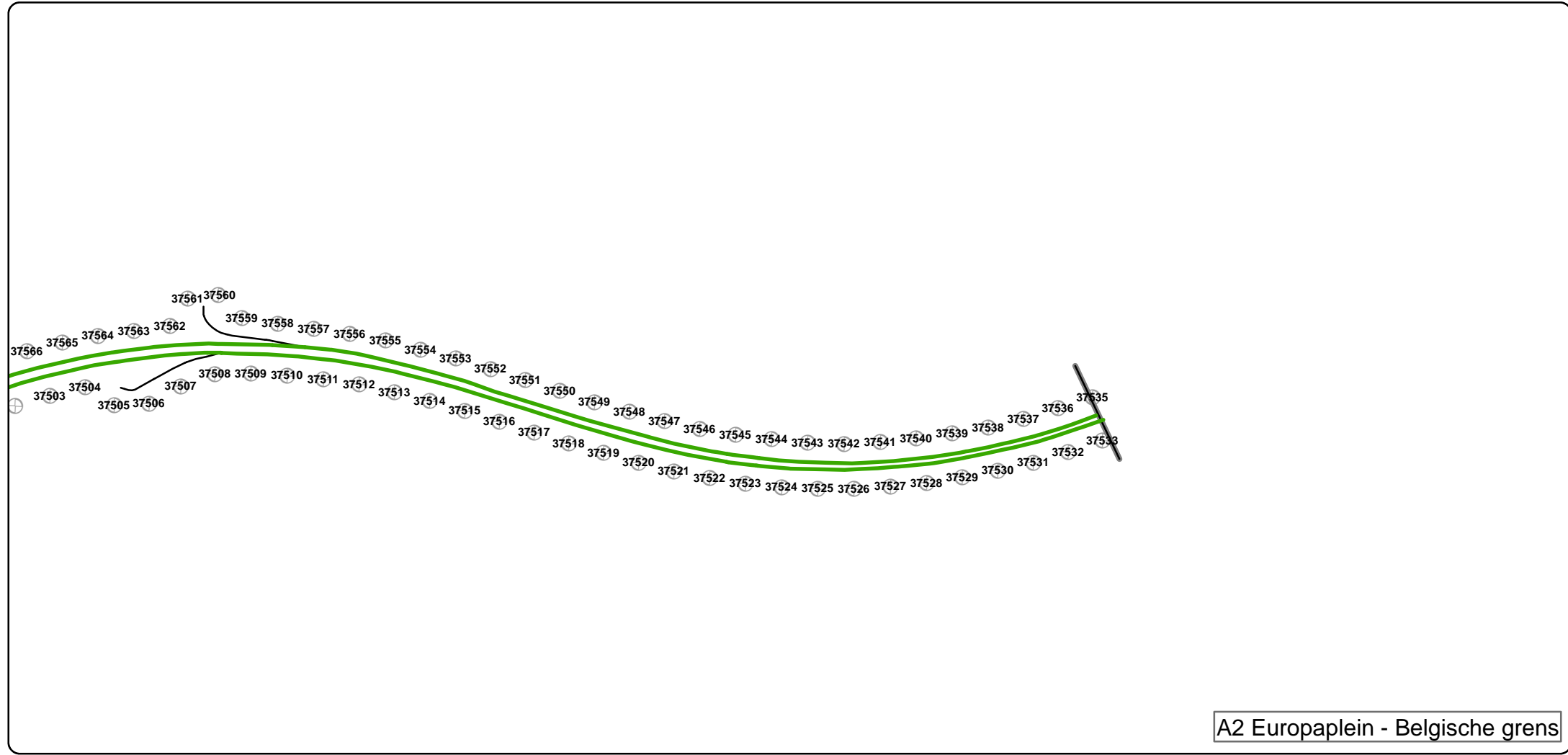
130 km/h

1:15 000

Kilometers

dGm^R





A2 Europaplein - Belgische grens

Legenda

Snelheidsbeeld na snelheidsverhoging

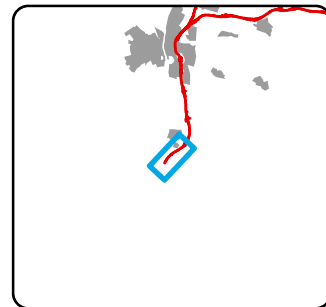
— Onderzoeksgrens

⊗ Referentiepunt

<100 km/h
 100 km/h
 120 km/h
 130 km/h

1:15 000

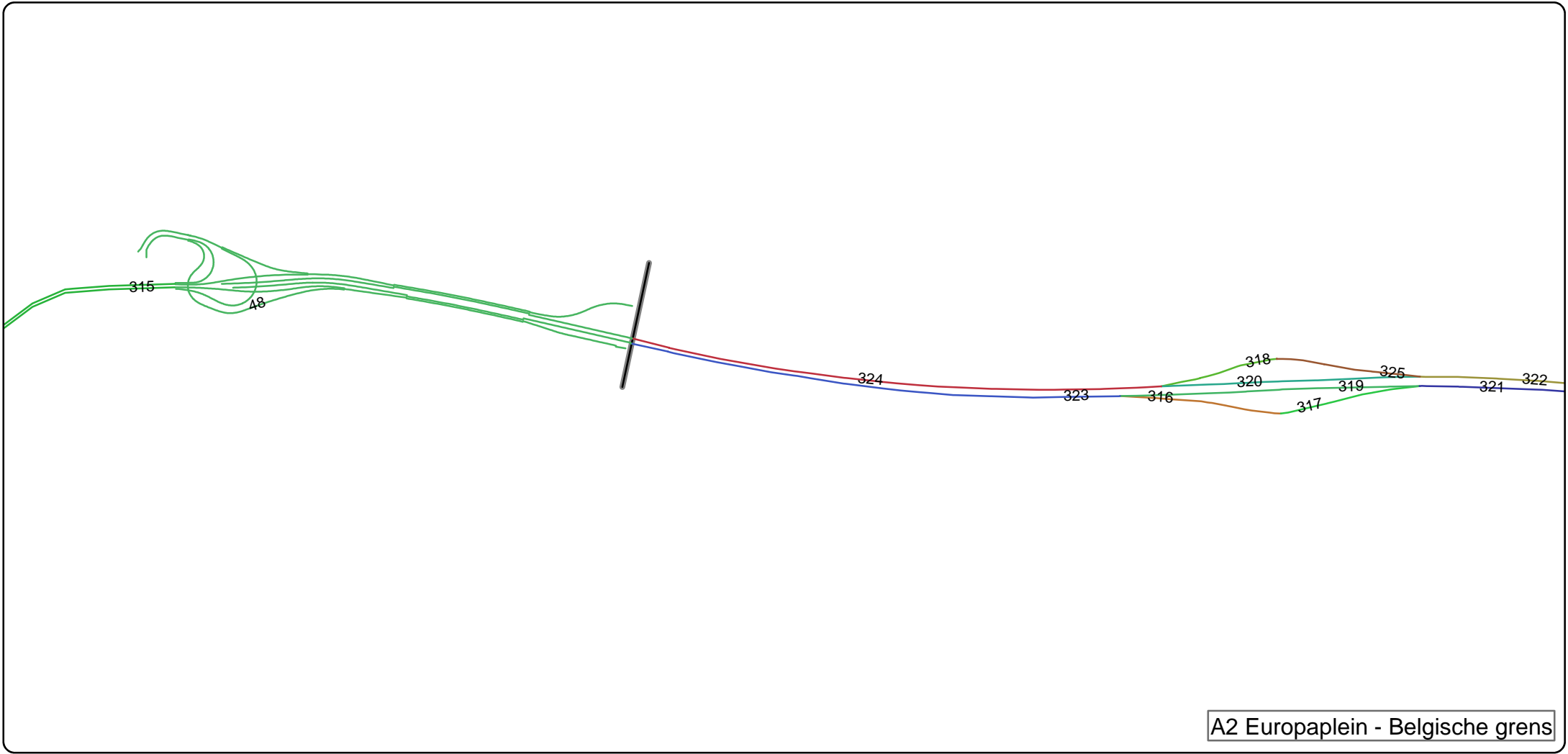
Kilometers



Akoestisch onderzoek snelheidsverhoging naar 130 km/h in 2016

Uurintensiteiten

peiljaar 2016									
ID	Dag			Avond			Nacht		
	Lichte mvt.	middelzware	zware mvt.	Lichte mvt.	middelzware mvt.	zware mvt.	Lichte mvt.	middelzware mvt.	zware mvt.
315	-	-	-	-	-	-	-	-	-
316	130.2	0.8	0.9	86.7	0.3	0.6	27.0	0.1	0.2
317	212.4	4.3	5.9	130.0	3.1	3.4	47.8	1.1	1.8
318	293.8	4.1	3.7	170.5	1.3	2.4	54.4	0.4	0.7
319	537.0	44.0	81.0	330.0	13.0	37.0	86.0	12.0	36.0
320	599.0	49.0	101.0	331.0	18.0	40.0	81.0	8.0	32.0
321	633.0	46.0	85.0	374.0	14.0	38.0	99.0	13.0	38.0
322	669.0	52.0	104.0	363.0	19.0	41.0	89.0	9.0	33.0
323	735.0	53.0	90.0	448.0	15.0	40.0	119.0	14.0	39.0
324	816.0	61.0	111.0	454.0	21.0	43.0	122.0	11.0	36.0
325	93.3	0.6	1.0	59.2	0.7	0.9	18.6	0.1	0.2
326	146.3	8.0	11.5	94.7	2.1	5.7	34.7	1.9	5.0
327	249.2	9.6	9.8	147.7	1.9	3.8	50.7	1.7	2.9
328	425.0	45.0	83.0	267.0	13.0	38.0	76.0	13.0	37.0
329	467.0	48.0	99.0	268.0	18.0	39.0	61.0	8.0	32.0
330	17.9	16.4	21.3	9.7	10.5	11.3	3.2	3.8	6.0
331	33.0	5.0	8.3	15.9	3.4	3.9	5.8	0.8	1.7
332	479.0	54.0	96.0	296.0	17.0	44.0	87.0	15.0	43.0
333	530.0	59.0	113.0	304.0	22.0	46.0	71.0	11.0	38.0
48	-	-	-	-	-	-	-	-	-

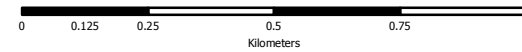


Legenda

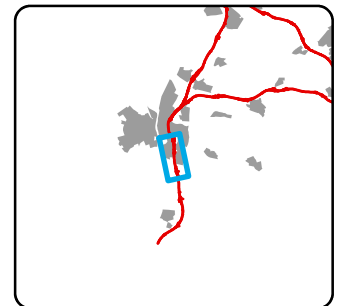
— Onderzoeksgrens




1:15 000



dGm^R





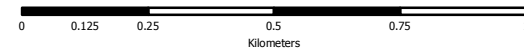
A2 Europaplein - Belgische grens

Legenda

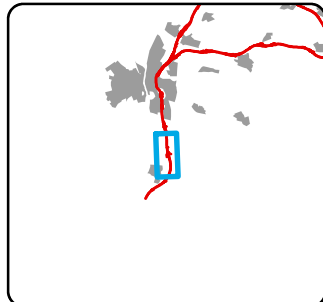
— Onderzoeksgrens




1:15 000



dGm^R





Legenda

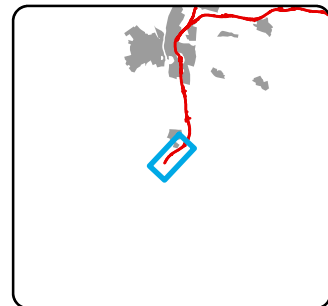
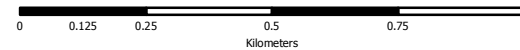
— Onderzoeksgrens

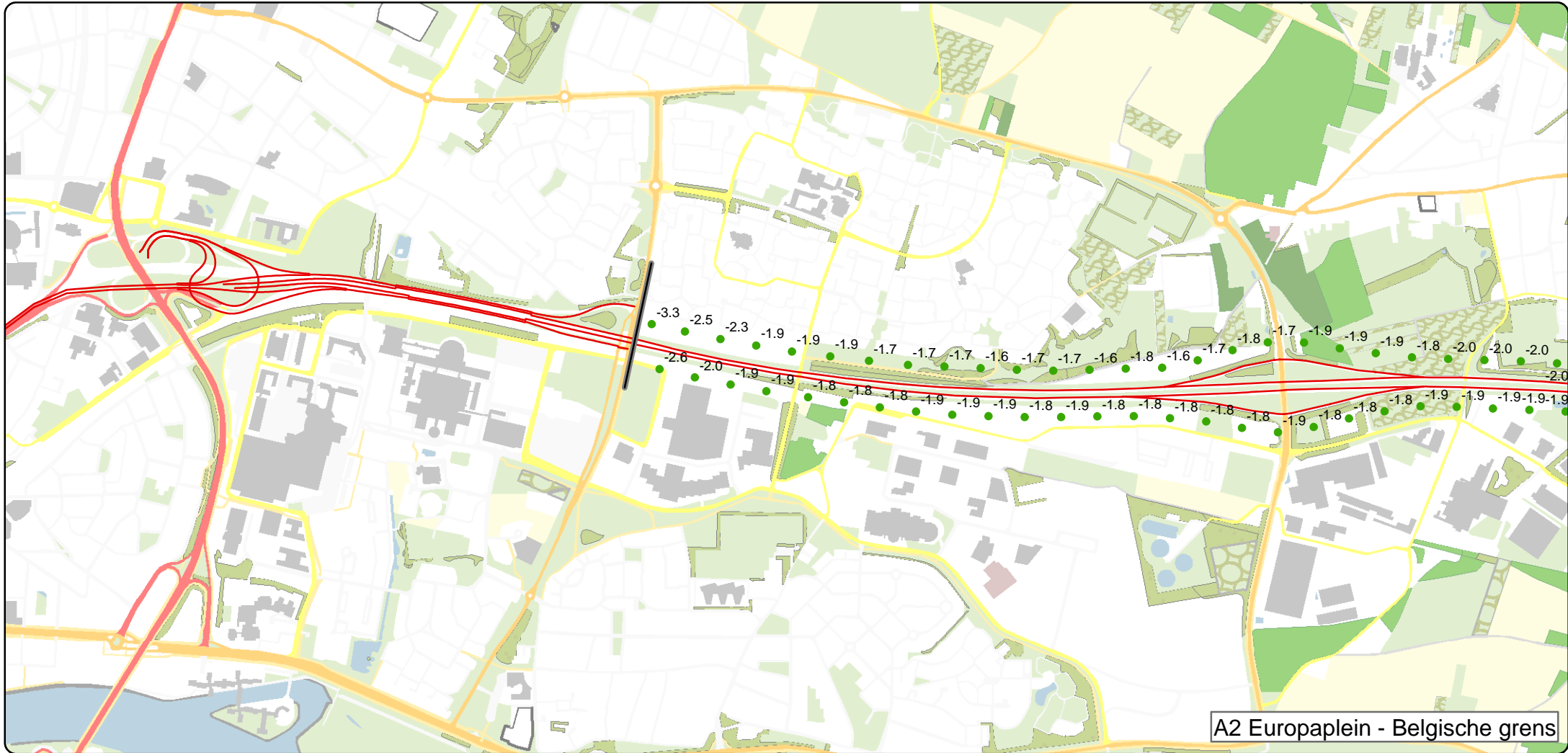


1:15 000



dGm^R

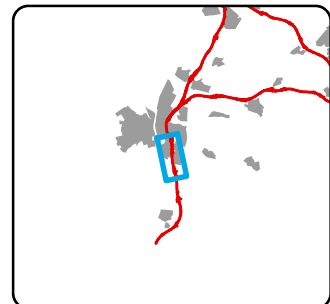



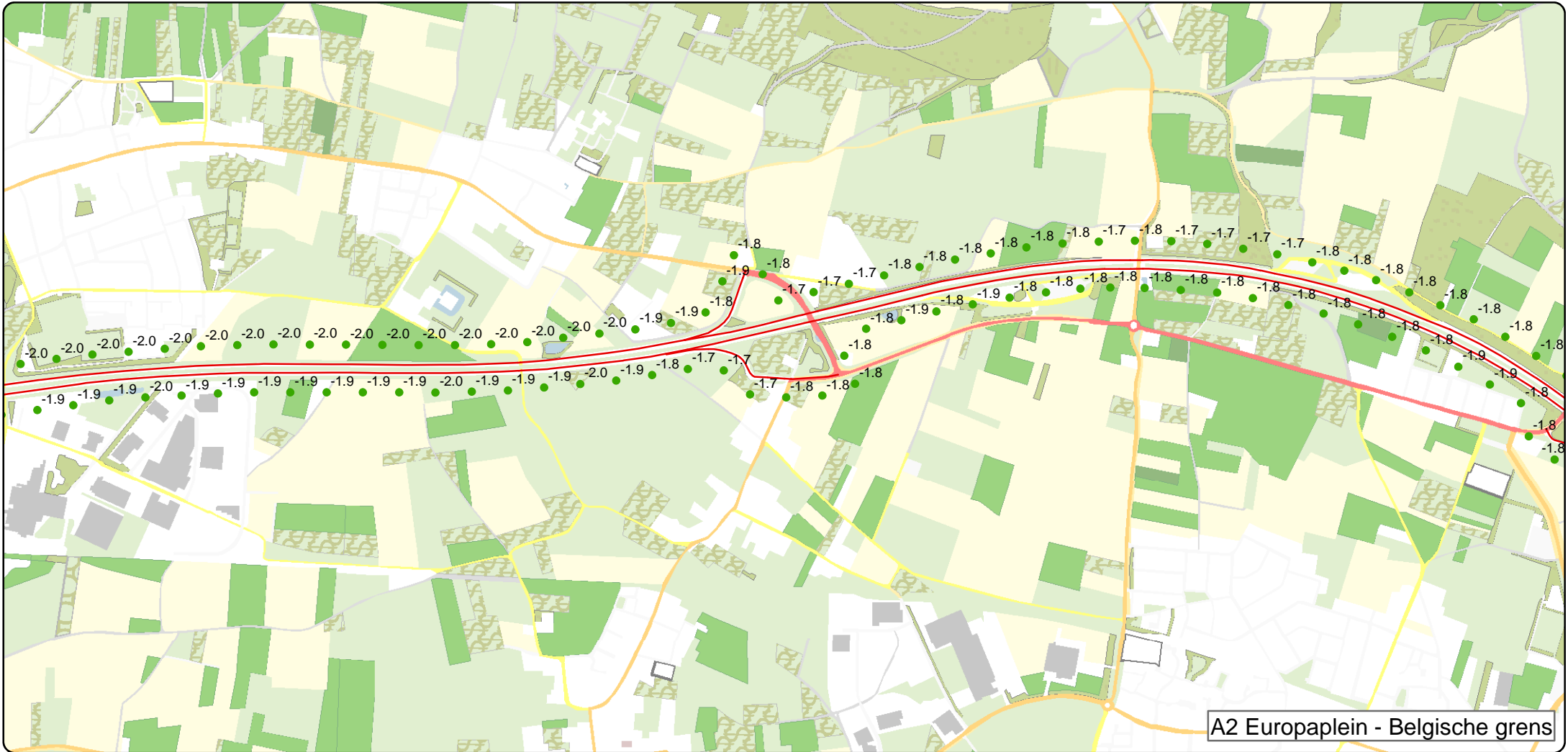


**Legenda
Verschil met GPP**

- tot en met 0.6 dB onder GPP
- 0.5 dB onder GPP tot en met 0.3 dB onder GGP
- 0.2 dB onder GPP tot en met GPP
- Overschrijding van GPP

- Onderzoeksgrens
- Rijkswegen

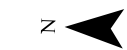




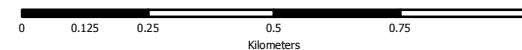
Legenda Verschil met GPP

- tot en met 0.6 dB onder GPP
- 0.5 dB onder GPP tot en met 0.3 dB onder GGP
- 0.2 dB onder GPP tot en met GPP
- Overschrijding van GPP

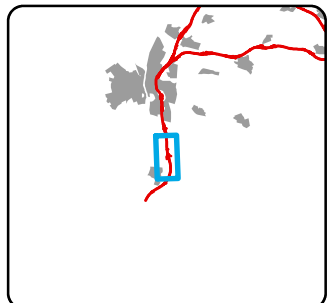
- Onderzoeksgrens
- Rijkswegen



1:15 000



dGm^R

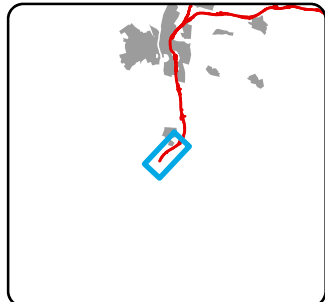
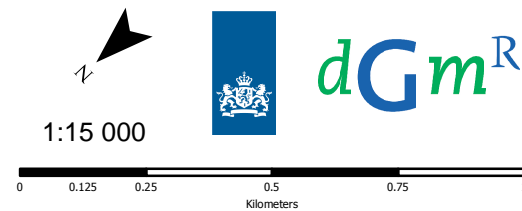


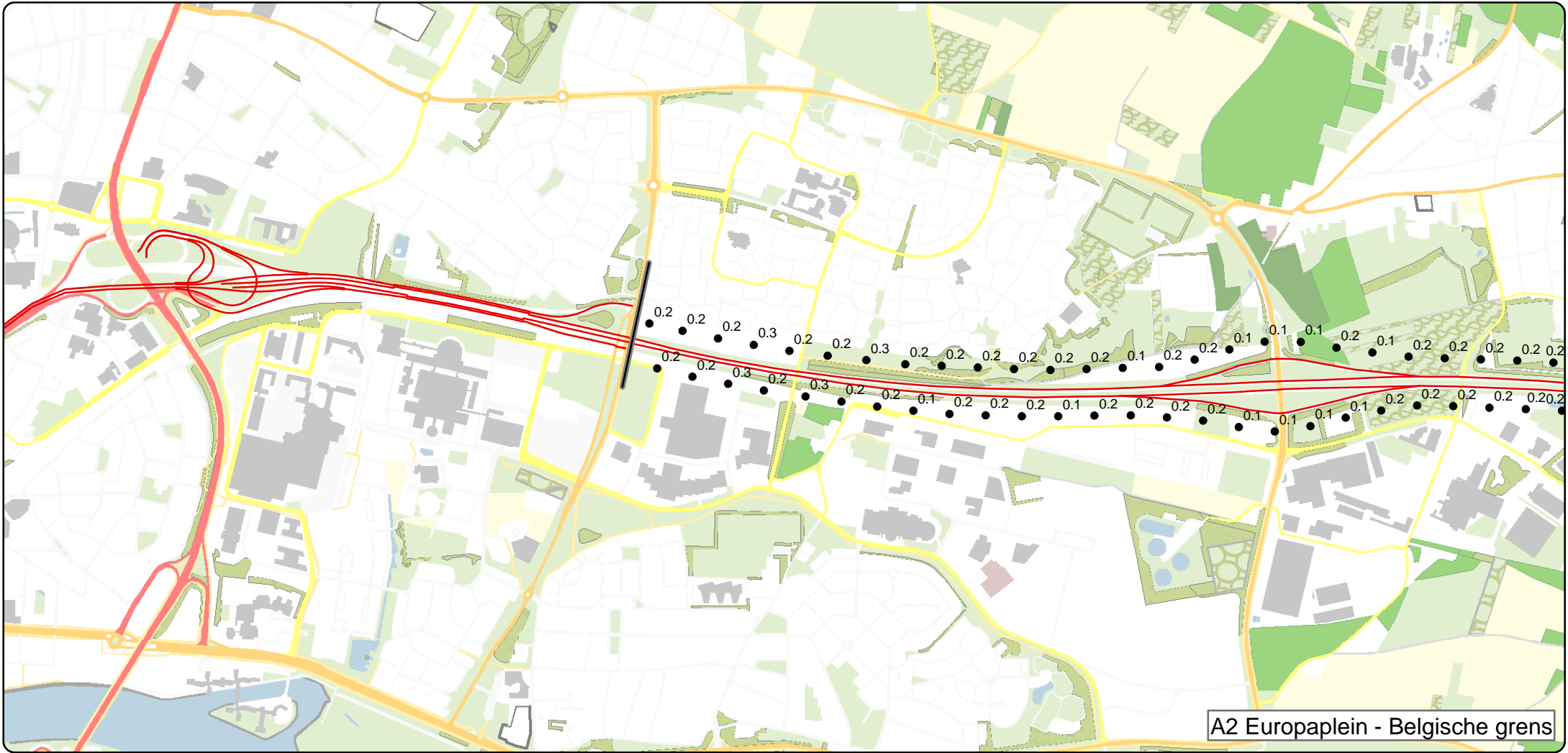


**Legenda
Verschil met GPP**

- tot en met 0.6 dB onder GPP
- 0.5 dB onder GPP tot en met 0.3 dB onder GGP
- 0.2 dB onder GPP tot en met GPP
- Overschrijding van GPP

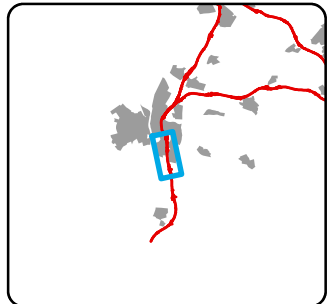
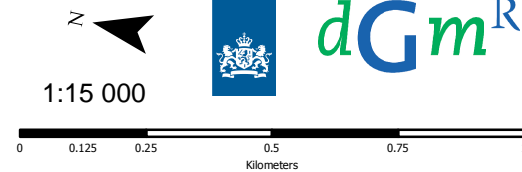
- Onderzoeksgrens
- Rijkswegen

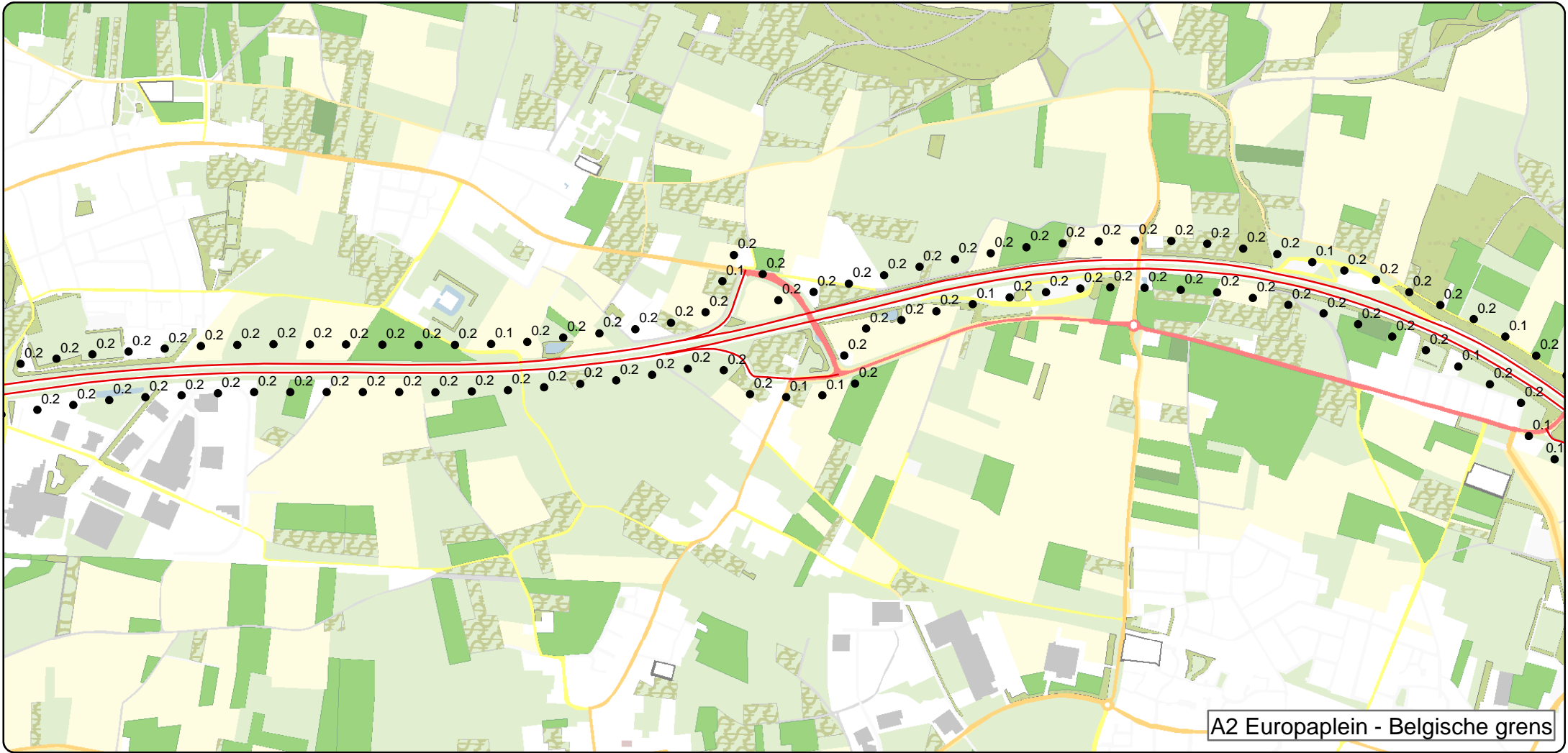




Legenda

- Toename geluidproductie door snelheidsverhoging
- Onderzoeksgrens
- Rijkswegen



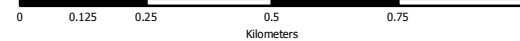


Legenda

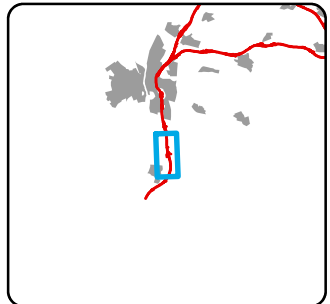
- Toename geluidproductie door snelheidsverhoging
- Onderzoeksgrens
- Rijkswegen

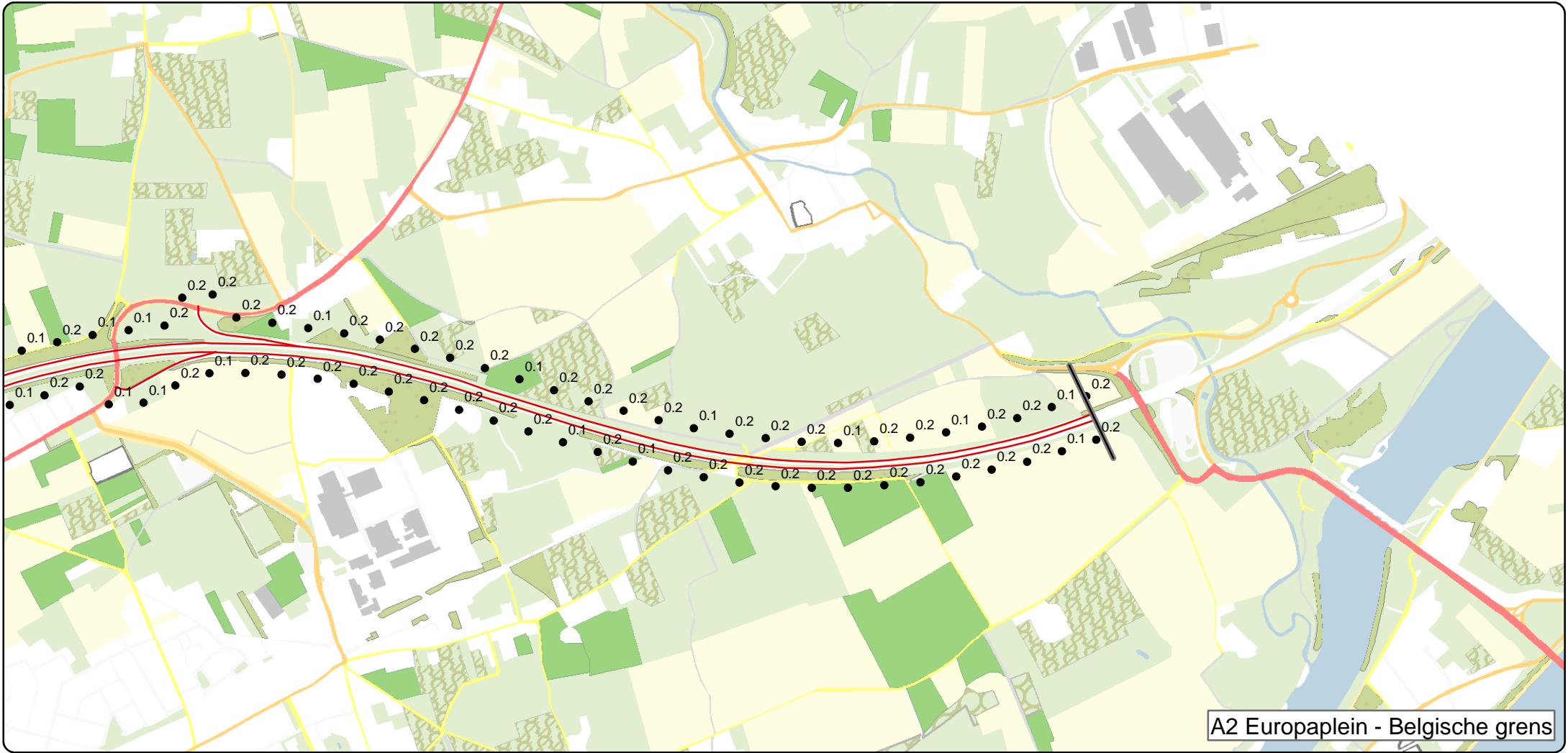


1:15 000



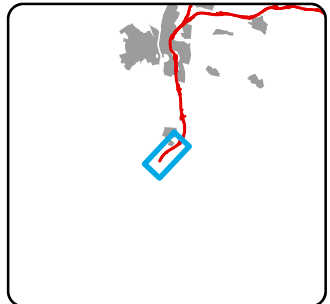

dGm^R





Legenda

- Toename geluidproductie door snelheidsverhoging
- Onderzoeksgrens
- Rijkswegen



Akoestisch onderzoek snelheidsverhoging naar 130 km/h in 2016

Overzicht resultaten

referentiepunt			Geluidproductie- plafond in dB	Geluidproductie in 2016	
ID	X	Y		Waarde	verschil tov GPP
37441	178277.85	315208.60	63.0	61.2	-1.8
37442	178284.78	315108.84	63.0	61.2	-1.8
37443	178291.70	315009.08	61.1	59.3	-1.8
37444	178300.94	314909.54	57.6	55.7	-1.9
37445	178313.32	314810.31	56.5	54.6	-1.9
37446	178330.54	314711.81	56.7	54.8	-1.9
37447	178348.31	314613.40	55.9	54.1	-1.8
37448	178369.50	314515.70	55.0	53.1	-1.9
37449	178391.98	314418.25	55.8	54.0	-1.8
37450	178413.37	314320.60	64.5	62.7	-1.8
37451	178428.32	314221.72	65.4	63.6	-1.8
37452	178440.84	314122.56	62.7	60.9	-1.8
37453	178443.75	314022.60	59.1	57.3	-1.8
37454	178452.41	313923.05	55.5	53.6	-1.9
37455	178487.03	313829.89	59.4	57.6	-1.8
37456	178530.34	313739.75	62.3	60.5	-1.8
37457	178570.01	313648.08	64.0	62.2	-1.8
37458	178604.41	313554.18	65.4	63.5	-1.9
37459	178623.04	313456.07	65.2	63.3	-1.9
37460	178639.71	313357.47	65.5	63.6	-1.9
37461	178656.38	313258.87	65.8	63.9	-1.9
37462	178673.05	313160.27	66.4	64.5	-1.9
37463	178684.73	313061.02	66.0	64.0	-2.0
37464	178693.70	312961.42	66.2	64.3	-1.9
37465	178702.68	312861.82	66.2	64.3	-1.9
37466	178709.72	312762.10	66.3	64.4	-1.9
37467	178713.07	312662.16	66.2	64.3	-1.9
37468	178716.42	312562.21	66.1	64.2	-1.9
37469	178719.78	312462.27	66.1	64.2	-1.9
37470	178723.13	312362.32	66.1	64.2	-1.9
37471	178726.48	312262.38	66.1	64.1	-2.0
37472	178732.12	312162.54	66.1	64.2	-1.9
37473	178738.75	312062.76	66.3	64.4	-1.9
37474	178750.57	311963.50	66.2	64.3	-1.9
37475	178763.61	311864.35	65.8	63.8	-2.0
37476	178776.64	311765.20	64.8	62.9	-1.9
37477	178795.21	311666.99	64.6	62.8	-1.8
37478	178815.53	311569.07	64.6	62.9	-1.7
37479	178814.85	311470.04	62.8	61.1	-1.7
37480	178751.54	311395.39	58.8	57.1	-1.7
37481	178746.80	311295.63	57.8	56.0	-1.8
37482	178755.01	311196.06	57.2	55.4	-1.8
37483	178790.82	311106.79	56.3	54.5	-1.8
37484	178866.90	311139.28	59.5	57.7	-1.8
37485	178943.35	311081.59	62.9	61.1	-1.8
37486	178970.48	310985.34	62.6	60.7	-1.9

Akoestisch onderzoek snelheidsverhoging naar 130 km/h in 2016

Overzicht resultaten

referentiepunt			Geluidproductie- plafond in dB	Geluidproductie in 2016	
ID	X	Y		Waarde	verschil tov GPP
37487	178998.08	310889.81	62.8	61.0	-1.8
37488	179021.14	310790.04	62.4	60.5	-1.9
37489	179043.24	310689.13	62.9	61.1	-1.8
37490	179061.05	310589.63	63.4	61.6	-1.8
37491	179074.26	310495.46	64.0	62.2	-1.8
37492	179080.34	310413.27	64.7	62.9	-1.8
37493	179082.40	310318.23	64.5	62.7	-1.8
37494	179080.56	310218.29	64.9	63.1	-1.8
37495	179076.89	310118.36	65.0	63.2	-1.8
37496	179065.32	310019.19	64.6	62.8	-1.8
37497	179049.60	309920.43	64.3	62.5	-1.8
37498	179029.48	309822.62	64.0	62.2	-1.8
37499	179002.76	309726.26	63.8	62.0	-1.8
37500	178972.03	309631.18	63.3	61.5	-1.8
37501	178937.44	309537.35	62.9	61.1	-1.8
37502	178895.98	309446.35	61.8	59.9	-1.9
37503	178849.88	309357.69	61.6	59.7	-1.9
37504	178801.35	309270.25	61.7	59.9	-1.8
37505	178711.18	309245.25	57.6	55.8	-1.8
37506	178648.99	309172.10	58.5	56.7	-1.8
37507	178623.50	309075.40	60.5	58.7	-1.8
37508	178584.67	308983.89	62.6	60.8	-1.8
37509	178517.41	308910.68	62.7	61.1	-1.6
37510	178445.80	308840.87	63.0	61.4	-1.6
37511	178369.73	308776.09	59.2	57.7	-1.5
37512	178292.07	308713.08	63.2	61.8	-1.4
37513	178209.91	308656.23	62.7	61.2	-1.5
37514	178126.24	308601.46	63.1	61.7	-1.4
37515	178041.12	308549.07	64.1	62.7	-1.4
37516	177954.20	308499.63	64.9	63.5	-1.4
37517	177867.27	308450.19	65.5	64.1	-1.4
37518	177780.35	308400.75	65.7	64.3	-1.4
37519	177694.96	308348.71	65.8	64.4	-1.4
37520	177609.87	308296.17	65.8	64.3	-1.5
37521	177526.19	308241.53	60.5	58.9	-1.6
37522	177444.98	308183.17	64.9	63.5	-1.4
37523	177367.02	308120.72	65.3	63.8	-1.5
37524	177291.73	308054.91	64.2	62.7	-1.5
37525	177220.68	307984.63	64.2	62.7	-1.5
37526	177152.47	307911.58	64.6	63.1	-1.5
37527	177089.19	307834.15	65.3	63.9	-1.4
37528	177027.35	307755.59	65.8	64.4	-1.4
37529	176971.58	307672.70	65.9	64.5	-1.4
37530	176919.01	307587.63	66.0	64.6	-1.4
37531	176868.27	307501.49	65.8	64.4	-1.4
37532	176824.35	307411.73	65.6	64.2	-1.4

Akoestisch onderzoek snelheidsverhoging naar 130 km/h in 2016

Overzicht resultaten

referentiepunt			Geluidproductie- plafond in dB	Geluidproductie in 2016	
ID	X	Y		Waarde	verschil tov GPP
37533	176783.03	307320.67	63.8	62.4	-1.4
37535	176889.43	307258.94	62.9	61.6	-1.3
37536	176932.14	307349.21	65.2	63.9	-1.3
37537	176975.05	307439.47	65.9	64.7	-1.2
37538	177024.28	307526.52	66.1	64.8	-1.3
37539	177079.99	307609.52	65.8	64.5	-1.3
37540	177136.62	307691.94	65.8	64.5	-1.3
37541	177196.99	307771.55	65.8	64.5	-1.3
37542	177261.97	307847.47	65.6	64.3	-1.3
37543	177332.34	307918.53	64.9	63.7	-1.2
37544	177407.44	307984.45	65.2	63.9	-1.3
37545	177483.90	308048.91	65.8	64.6	-1.2
37546	177562.60	308110.48	65.6	64.3	-1.3
37547	177645.39	308166.48	65.7	64.5	-1.2
37548	177730.30	308219.32	65.7	64.4	-1.3
37549	177815.24	308272.08	65.8	64.5	-1.3
37550	177902.48	308320.97	65.4	64.2	-1.2
37551	177989.71	308369.86	64.8	63.5	-1.3
37552	178076.95	308418.75	64.0	62.7	-1.3
37553	178163.07	308469.51	63.2	61.9	-1.3
37554	178247.37	308523.29	62.5	61.1	-1.4
37555	178331.68	308577.08	62.1	60.7	-1.4
37556	178411.30	308637.43	62.9	61.5	-1.4
37557	178489.54	308699.71	63.1	61.6	-1.5
37558	178567.79	308761.98	62.3	60.7	-1.6
37559	178646.03	308824.25	61.2	59.6	-1.6
37560	178737.32	308829.30	57.0	55.4	-1.6
37561	178787.80	308896.38	57.1	55.5	-1.6
37562	178765.21	308984.52	62.5	60.7	-1.8
37563	178823.26	309065.95	62.6	60.8	-1.8
37564	178881.31	309147.38	62.1	60.3	-1.8
37565	178933.32	309232.66	62.2	60.4	-1.8
37566	178982.89	309319.52	62.2	60.4	-1.8
37567	179027.75	309408.73	61.9	60.1	-1.8
37568	179063.48	309502.13	62.9	61.1	-1.8
37569	179096.17	309589.04	63.3	61.5	-1.8
37570	179126.78	309681.18	63.5	61.7	-1.8
37571	179149.80	309770.02	64.4	62.6	-1.8
37572	179170.08	309859.09	64.4	62.6	-1.8
37573	179188.92	309956.25	65.0	63.3	-1.7
37574	179200.62	310050.30	65.2	63.5	-1.7
37575	179210.66	310149.79	65.0	63.3	-1.7
37576	179214.40	310249.61	65.0	63.3	-1.7
37577	179212.14	310349.55	63.4	61.6	-1.8
37578	179206.73	310449.40	64.2	62.5	-1.7
37579	179198.14	310548.95	63.3	61.5	-1.8

Akoestisch onderzoek snelheidsverhoging naar 130 km/h in 2016

Overzicht resultaten

referentiepunt			Geluidproductie- plafond in dB	Geluidproductie in 2016	
ID	X	Y		Waarde	verschil tov GPP
37580	179183.90	310647.92	62.9	61.1	-1.8
37581	179163.55	310745.83	62.8	61.0	-1.8
37582	179143.19	310843.74	62.6	60.8	-1.8
37583	179119.50	310940.83	62.5	60.7	-1.8
37584	179092.70	311037.18	62.6	60.8	-1.8
37585	179065.91	311133.52	63.0	61.3	-1.7
37586	179039.12	311229.87	64.6	62.9	-1.7
37587	179013.23	311326.40	64.8	63.1	-1.7
37588	179084.19	311372.00	59.0	57.2	-1.8
37589	179134.01	311453.23	56.8	55.0	-1.8
37590	179060.55	311482.64	59.7	57.8	-1.9
37591	178972.83	311525.44	63.6	61.8	-1.8
37592	178940.90	311619.86	64.2	62.3	-1.9
37593	178919.67	311717.58	64.3	62.4	-1.9
37594	178904.44	311816.41	64.5	62.5	-2.0
37595	178889.30	311915.26	65.2	63.2	-2.0
37596	178874.17	312014.11	65.9	63.9	-2.0
37597	178864.95	312113.63	66.2	64.2	-2.0
37598	178858.69	312213.42	66.3	64.3	-2.0
37599	178855.61	312313.37	65.9	63.9	-2.0
37600	178852.54	312413.33	66.0	64.0	-2.0
37601	178849.47	312513.28	66.2	64.2	-2.0
37602	178846.39	312613.23	66.2	64.2	-2.0
37603	178843.32	312713.19	66.4	64.4	-2.0
37604	178837.79	312813.03	66.3	64.3	-2.0
37605	178831.37	312912.82	66.3	64.3	-2.0
37606	178820.82	313012.24	66.5	64.5	-2.0
37607	178809.25	313111.57	66.6	64.6	-2.0
37608	178797.68	313210.90	66.4	64.4	-2.0
37609	178782.57	313309.71	66.3	64.3	-2.0
37610	178765.05	313408.17	66.3	64.3	-2.0
37611	178747.52	313506.62	65.9	63.9	-2.0
37612	178731.10	313605.23	65.0	63.2	-1.8
37613	178721.22	313704.74	63.2	61.3	-1.9
37614	178714.09	313804.46	60.8	58.9	-1.9
37615	178709.25	313904.34	58.0	56.1	-1.9
37616	178688.89	314001.53	58.5	56.8	-1.7
37617	178647.83	314092.50	61.7	59.9	-1.8
37618	178600.59	314180.50	64.1	62.4	-1.7
37619	178560.26	314271.94	66.2	64.6	-1.6
37620	178536.74	314369.13	51.6	49.8	-1.8
37621	178513.22	314466.33	65.8	64.2	-1.6
37622	178489.70	314563.52	67.2	65.5	-1.7
37623	178471.14	314661.73	66.3	64.6	-1.7
37624	178454.81	314760.39	65.9	64.3	-1.6
37625	178438.49	314859.05	65.3	63.6	-1.7

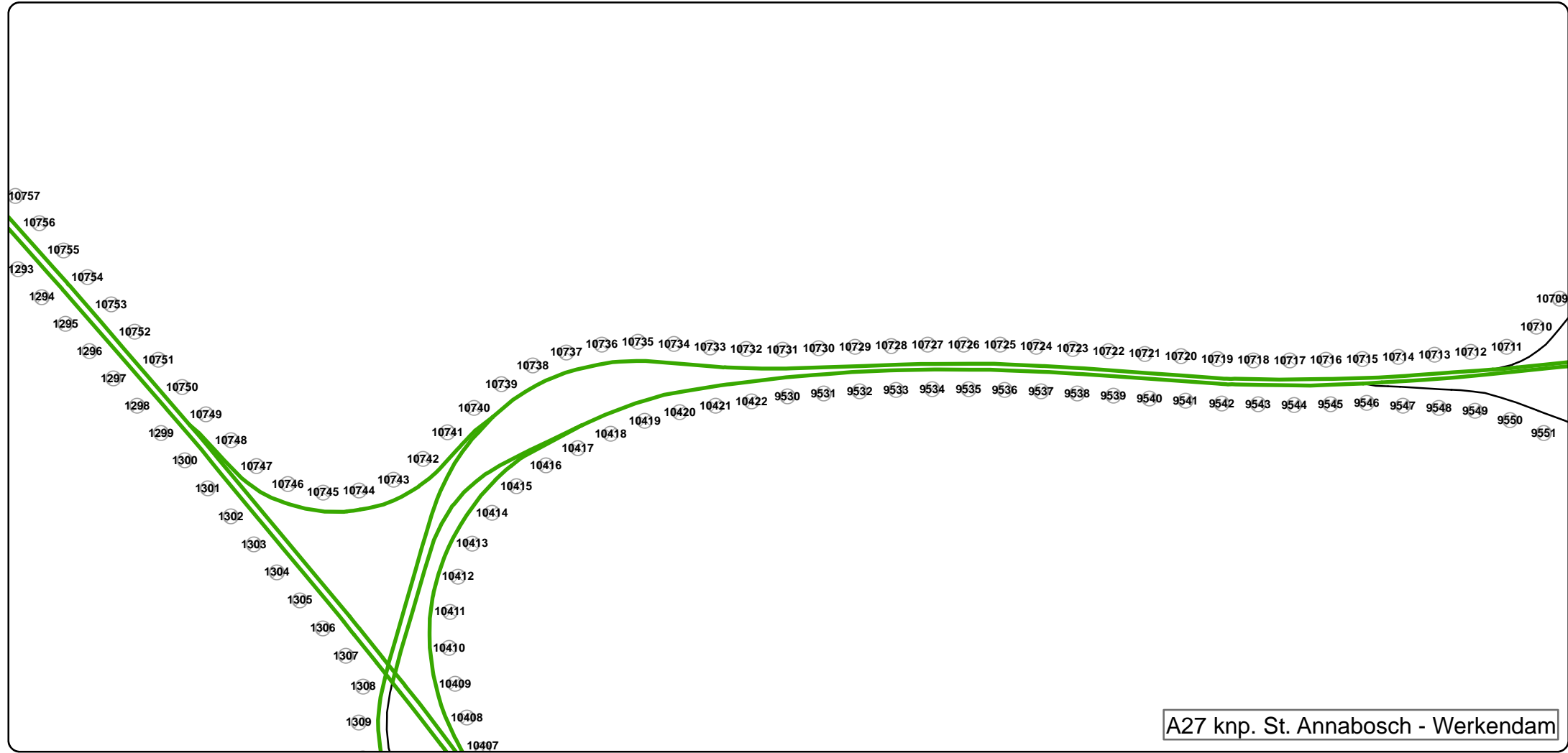
Akoestisch onderzoek snelheidsverhoging naar 130 km/h in 2016

Overzicht resultaten

referentiepunt			Geluidproductie- plafond in dB	Geluidproductie in 2016	
ID	X	Y		Waarde	verschil tov GPP
37626	178422.16	314957.71	64.0	62.3	-1.7
37627	178411.23	315065.17	63.5	61.8	-1.7
37628	178400.83	315171.92	61.7	59.8	-1.9
57059	178268.67	315624.44	67.7	65.1	-2.6
57060	178266.50	315524.48	66.2	64.2	-2.0
57061	178267.63	315424.41	65.1	63.2	-1.9
57062	178270.24	315324.37	63.9	62.0	-1.9
57063	178391.81	315277.78	61.7	59.8	-1.9
57064	178387.41	315377.75	64.3	62.4	-1.9
57065	178384.50	315477.78	62.3	60.0	-2.3
57066	178384.50	315577.85	65.4	62.9	-2.5
57067	178385.41	315671.22	68.1	64.8	-3.3

Bijlage 8

Titel	Traject A27 knp. St. Annabosch - Werkendam
Omvang	50 pagina's
Bron	Silence / GIS
Toelichting	Uitgangspunten en resultaten van de toetsing op referentiepunten



Legenda

Snelheidsbeeld na snelheidsverhoging

— Onderzoeksgrens

⊗ Referentiepunt

<100 km/h

100 km/h

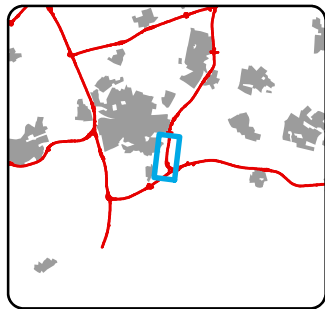
120 km/h

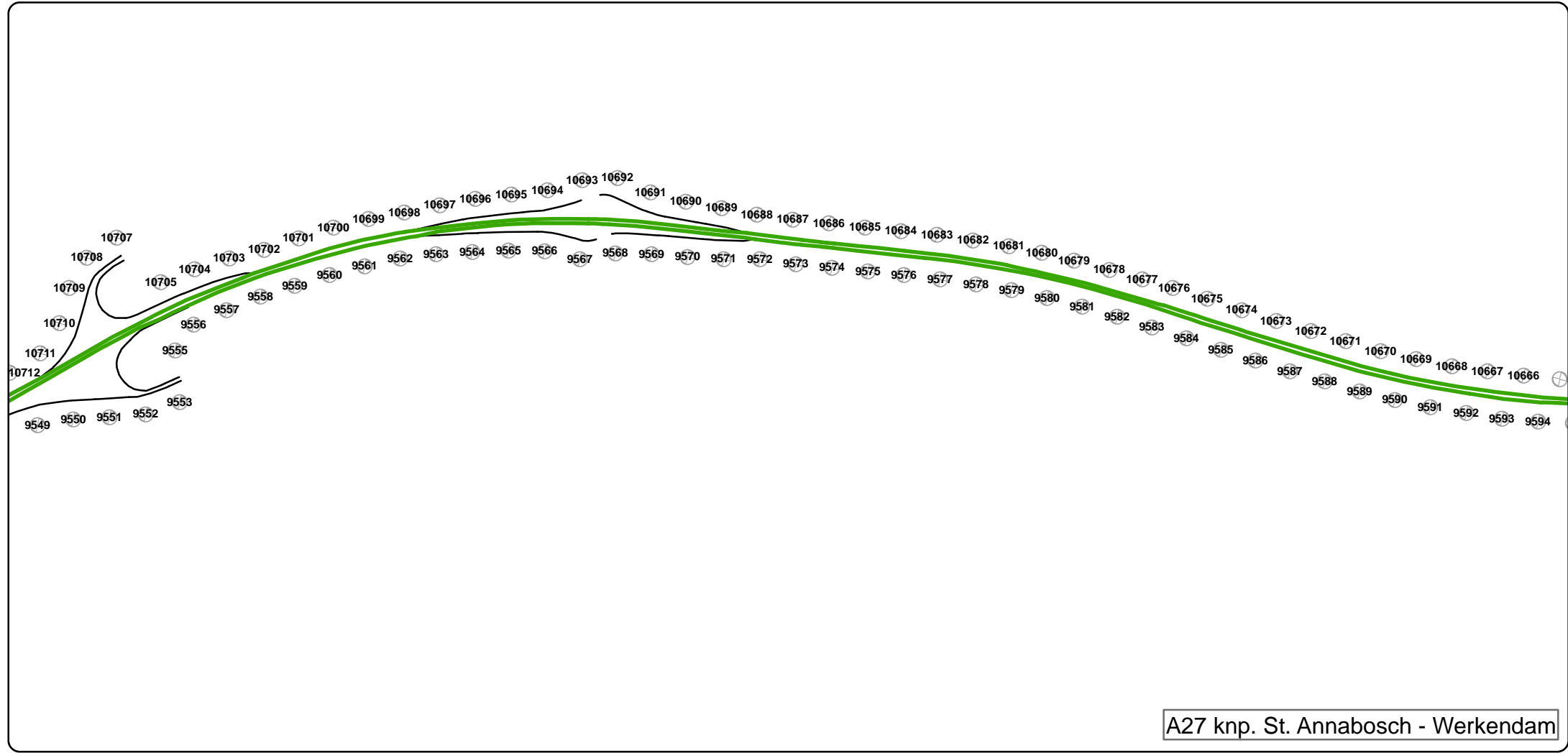
130 km/h

1:15 000

Kilometers

dGm^R





Legenda

Snelheidsbeeld na snelheidsverhoging

— Onderzoeksgrens

⊗ Referentiepunt

<100 km/h

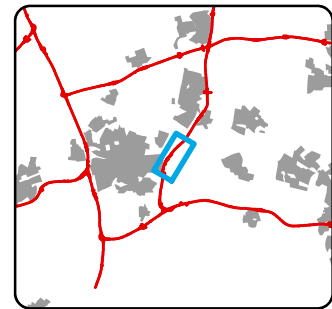
100 km/h


120 km/h

130 km/h

1:15 000

Kilometers





Legenda

Snelheidsbeeld na snelheidsverhoging

— Onderzoeksgrens

⊗ Referentiepunt

<100 km/h

100 km/h

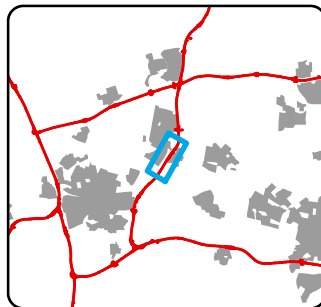
120 km/h

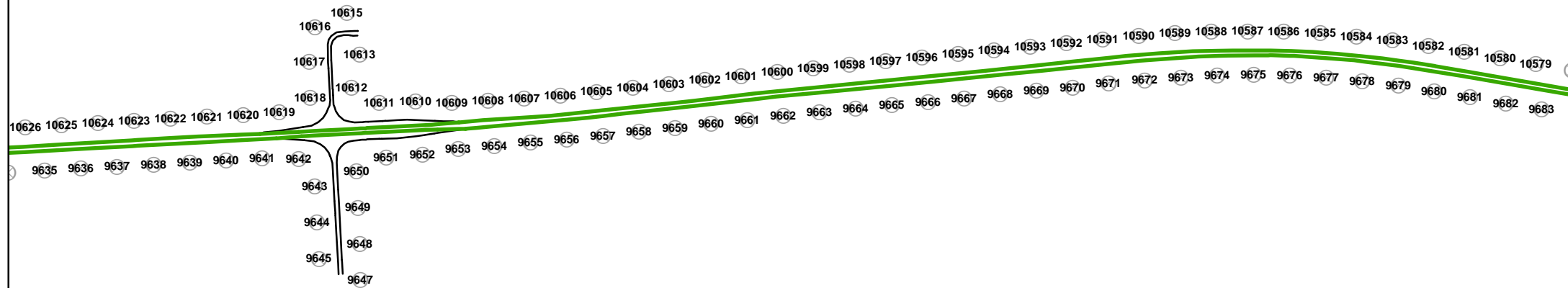
130 km/h

1:15 000

Kilometers

dGm^R

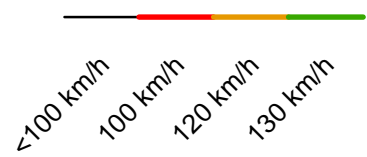




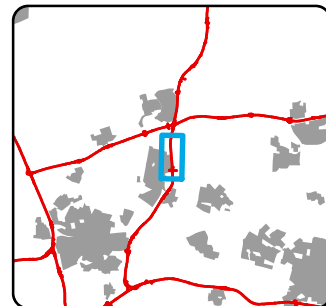

A27 knp. St. Annabosch - Werkendam

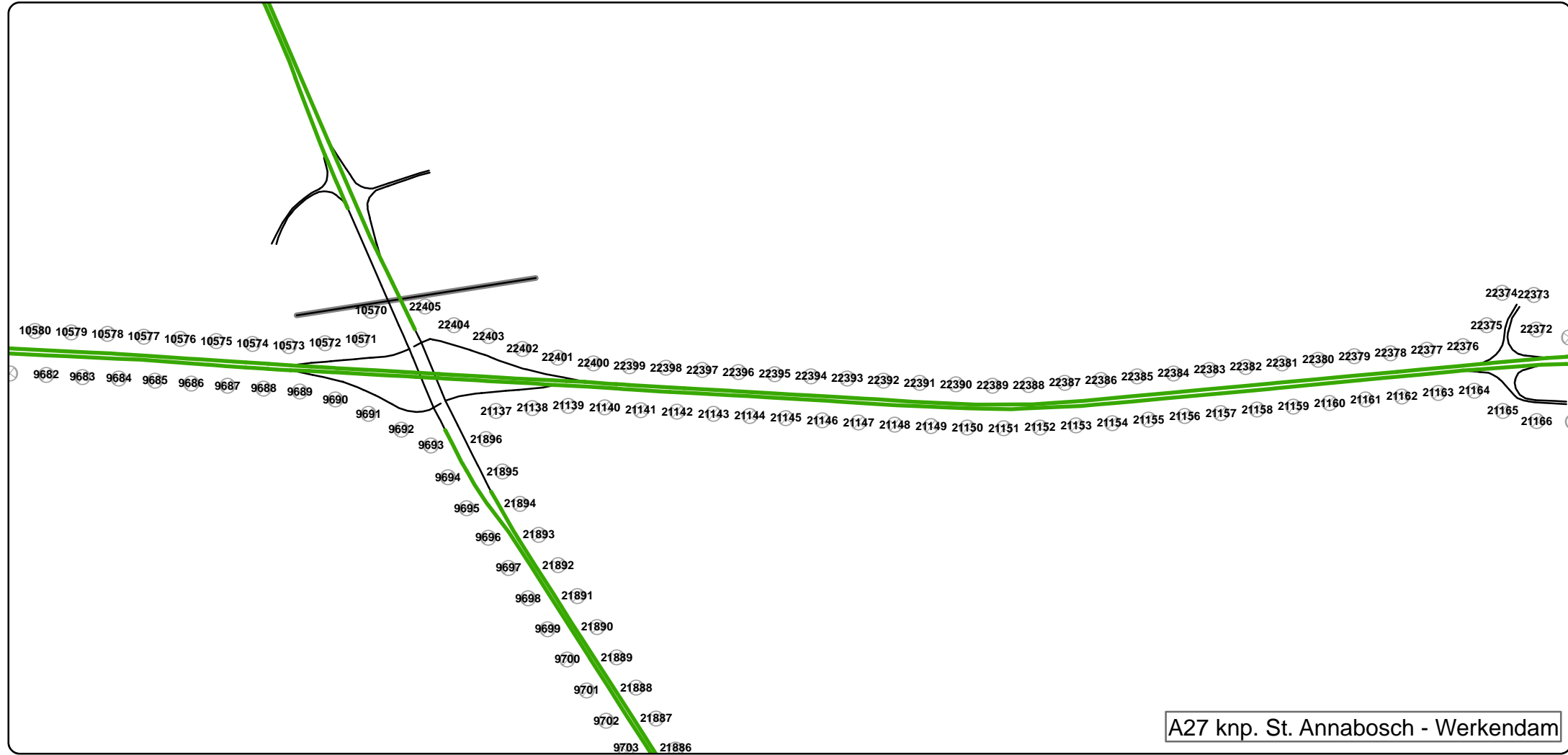
Legenda

Snelheidsbeeld na snelheidsverhoging



- Onderzoeksgrens
- ⊗ Referentiepunt





Legenda

Snelheidsbeeld na snelheidsverhoging

— Onderzoeksgrens

⊗ Referentiepunt

<100 km/h

100 km/h

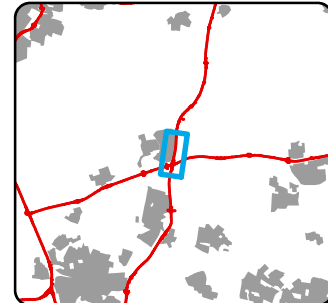
120 km/h


130 km/h

0 0.125 0.25 0.5 0.75 1
Kilometers

1:15 000

dGm^R

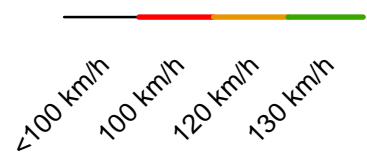




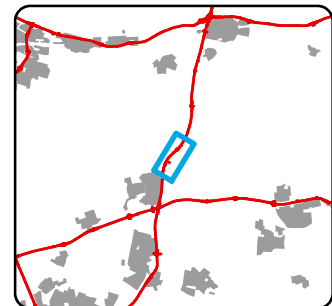

A27 knp. St. Annabosch - Werkendam


Legenda

Snelheidsbeeld na snelheidsverhoging



- Onderzoeksgrens
- ⊗ Referentiepunt





Legenda

Snelheidsbeeld na snelheidsverhoging

— Onderzoeksgrens

⊗ Referentiepunt

<100 km/h

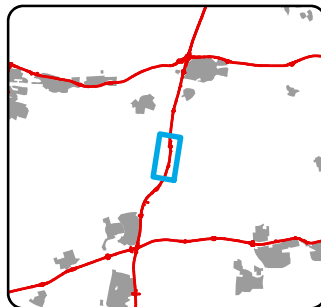
100 km/h


120 km/h

130 km/h

1:15 000

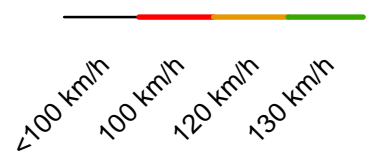
Kilometers



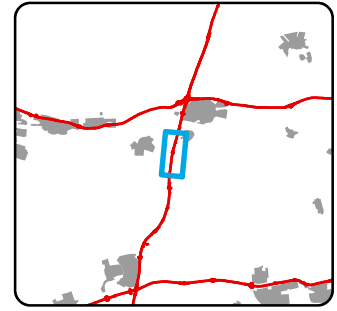
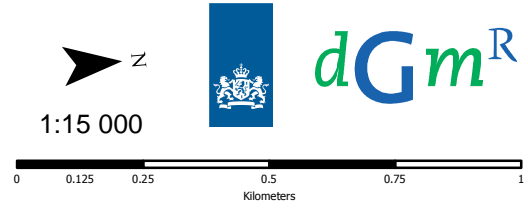


Legenda

Snelheidsbeeld na snelheidsverhoging



- Onderzoeksgrens
- ⊗ Referentiepunt



Akoestisch onderzoek snelheidsverhoging naar 130 km/h in 2016

Uurintensiteiten

ID	peiljaar 2016								
	Dag			Avond			Nacht		
	Lichte mvt.	middelzware	zware mvt.	Lichte mvt.	middelzware mvt.	zware mvt.	Lichte mvt.	middelzware mvt.	zware mvt.
370	1 141.0	64.0	157.0	693.0	27.0	81.0	193.0	16.0	59.0
371	1 201.0	53.0	142.0	704.0	18.0	81.0	233.0	17.0	72.0
372	1 503.0	94.0	208.0	825.0	27.0	72.0	296.0	31.0	86.0
373	1 534.0	73.0	166.0	861.0	29.0	83.0	247.0	18.0	61.0
374	1 608.0	68.0	158.0	898.0	21.0	86.0	304.0	19.0	77.0
375	187.9	9.4	7.8	93.0	2.3	2.0	32.8	2.0	1.9
376	2 313.0	144.0	368.0	1 292.0	51.0	160.0	400.0	31.0	118.0
377	2 372.0	135.0	338.0	1 365.0	42.0	150.0	477.0	46.0	155.0
378	527.3	26.7	25.0	256.1	6.7	7.3	92.3	4.2	5.2
379	722.0	23.0	26.0	348.0	6.0	8.0	110.0	5.0	7.0
380	738.0	28.0	28.0	358.0	6.0	8.0	122.0	5.0	8.0
381	811.0	50.0	140.0	513.0	23.0	75.0	136.0	13.0	54.0
382	870.0	41.0	129.0	540.0	15.0	78.0	182.0	15.0	69.0
383	1 376.0	64.0	150.0	819.0	27.0	80.0	238.0	16.0	60.0
384	1 467.0	59.0	142.0	862.0	21.0	83.0	263.0	18.0	73.0
385	1 739.0	80.0	169.0	980.0	31.0	85.0	288.0	19.0	64.0
386	1 839.0	75.0	158.0	1 022.0	24.0	87.0	319.0	20.0	77.0
387	1 949.0	96.0	182.0	1 082.0	32.0	99.0	331.0	27.0	88.0
388	2 078.0	87.0	172.0	1 143.0	32.0	88.0	347.0	20.0	67.0
389	523.4	18.1	18.2	278.2	5.7	7.0	119.6	3.5	4.6
390	542.5	21.5	20.6	281.6	7.5	8.9	91.6	3.9	4.5
391	543.2	33.1	54.6	290.6	12.1	30.6	100.4	6.8	18.9
392	566.9	36.5	55.7	304.7	12.1	31.9	91.7	8.2	21.9
393	629.3	31.7	49.5	330.5	10.3	26.2	121.9	6.7	18.1
394	802.8	47.3	72.5	430.3	15.2	41.7	127.5	11.1	29.5
395	1 638.0	85.0	170.0	942.0	29.0	95.0	287.0	26.0	85.0
396	1 657.0	82.0	168.0	971.0	31.0	86.0	297.0	19.0	65.0
397	1 995.0	96.0	183.0	1 119.0	32.0	99.0	350.0	28.0	90.0
398	1 996.0	94.0	183.0	1 120.0	34.0	91.0	358.0	22.0	70.0
399	2 080.0	96.0	185.0	1 155.0	35.0	92.0	373.0	22.0	70.0
400	2 090.0	97.0	185.0	1 160.0	33.0	100.0	364.0	29.0	91.0
401	259.0	43.1	51.2	128.5	15.6	24.1	57.6	10.3	15.8
402	260.5	36.7	52.6	143.5	17.5	38.0	49.6	4.9	11.3
403	272.5	5.6	7.2	140.6	2.7	5.8	52.8	1.0	2.1
404	313.1	29.9	35.0	177.2	12.5	19.0	61.0	5.8	10.1
405	72.5	5.9	11.7	43.0	2.4	6.6	13.8	1.5	4.3
406	74.5	6.1	9.9	42.3	2.2	5.9	12.6	1.6	4.3
407	1 633.0	69.0	155.0	919.0	24.0	88.0	285.0	22.0	79.0
408	1 685.0	74.0	161.0	902.0	29.0	83.0	302.0	18.0	63.0
409	2 062.0	98.0	189.0	1 093.0	36.0	93.0	385.0	25.0	74.0
410	2 083.0	89.0	178.0	1 174.0	29.0	95.0	368.0	27.0	87.0
411	574.5	18.4	23.9	325.0	7.6	12.3	113.1	4.6	9.1
412	631.9	25.5	30.9	309.5	11.5	22.8	101.1	3.3	6.8
413	653.4	22.8	28.3	343.6	8.5	13.2	148.9	6.5	10.7

Akoestisch onderzoek snelheidsverhoging naar 130 km/h in 2016


Uurintensiteiten

ID	peiljaar 2016								
	Dag			Avond			Nacht		
	Lichte mvt.	middelzware	zware mvt.	Lichte mvt.	middelzware mvt.	zware mvt.	Lichte mvt.	middelzware mvt.	zware mvt.
414	923.2	34.7	46.7	495.2	16.8	33.4	163.1	4.2	8.7
415	119.2	13.8	13.9	63.4	5.2	6.3	24.5	4.2	4.8
416	1 315.0	114.0	142.0	668.0	27.0	32.0	268.0	37.0	48.0
417	1 336.0	53.0	133.0	759.0	20.0	80.0	230.0	17.0	69.0
418	1 340.0	62.0	144.0	740.0	26.0	78.0	264.0	18.0	63.0
419	1 413.0	117.0	140.0	641.0	26.0	36.0	259.0	23.0	39.0
420	1 532.0	129.0	154.0	749.0	30.0	35.0	309.0	41.0	52.0
421	1 539.0	106.0	124.0	777.0	23.0	28.0	299.0	34.0	42.0
422	1 549.0	100.0	117.0	779.0	21.0	27.0	308.0	34.0	44.0
423	1 578.0	120.0	142.0	721.0	26.0	36.0	286.0	24.0	40.0
424	1 647.0	125.0	153.0	858.0	29.0	35.0	322.0	39.0	51.0
425	1 687.0	111.0	130.0	738.0	24.0	37.0	264.0	18.0	34.0
426	170.6	11.5	11.3	95.3	3.7	4.8	33.1	2.5	4.3
427	1 735.0	133.0	157.0	829.0	30.0	42.0	320.0	26.0	45.0
428	1 813.0	130.0	154.0	839.0	30.0	43.0	319.0	26.0	46.0
429	2 093.0	106.0	202.0	1 157.0	39.0	97.0	432.0	32.0	87.0
430	2 138.0	102.0	200.0	1 220.0	34.0	103.0	371.0	30.0	95.0
431	2 198.0	110.0	207.0	1 196.0	39.0	98.0	448.0	32.0	88.0
432	2 268.0	105.0	204.0	1 265.0	35.0	104.0	390.0	31.0	97.0
433	229.7	8.4	9.2	134.7	3.6	5.3	77.5	2.3	3.3
434	248.2	5.8	6.6	118.7	2.2	3.3	41.3	0.8	1.1
435	28.4	13.2	15.1	15.0	6.2	10.8	4.9	1.5	3.0
436	294.0	13.3	15.6	134.3	5.0	8.2	47.3	2.0	3.5
437	313.2	11.5	13.3	146.8	4.4	7.6	57.8	2.2	4.1
438	34.0	15.9	19.5	16.7	7.1	12.0	7.9	2.7	4.5
439	730.3	40.8	44.1	360.0	12.5	20.1	153.3	9.6	13.9
440	740.7	60.1	64.6	348.9	16.6	25.0	126.7	9.5	14.2
441	741.4	48.7	53.9	382.6	16.1	23.2	138.3	11.2	17.8
442	761.8	59.1	87.6	422.8	20.8	40.0	121.5	12.4	32.0
443	900.7	64.7	98.4	452.6	22.3	48.4	195.6	18.4	36.1
444	949.2	50.8	88.2	508.4	19.1	44.4	237.6	18.6	38.0
445	133.3	6.3	8.7	67.5	2.9	5.4	30.9	0.9	1.7
446	134.3	4.2	4.8	74.9	2.0	3.6	26.5	0.5	1.0
447	2 063.0	108.0	204.0	1 147.0	40.0	98.0	430.0	33.0	90.0
448	2 114.0	110.0	210.0	1 207.0	35.0	106.0	364.0	31.0	97.0
449	2 160.0	117.0	215.0	1 200.0	43.0	102.0	455.0	36.0	95.0
450	2 222.0	118.0	220.0	1 269.0	38.0	110.0	381.0	33.0	100.0
451	2 250.0	112.0	210.0	1 234.0	41.0	100.0	460.0	34.0	92.0
452	2 300.0	112.0	212.0	1 293.0	36.0	107.0	396.0	32.0	98.0
453	79.4	5.9	5.6	44.0	2.4	2.9	17.4	1.5	1.7
454	94.9	6.7	5.8	52.6	2.3	2.7	17.3	1.3	1.8
455	116.8	11.3	14.7	54.5	5.6	9.8	31.0	1.9	3.3
456	1 970.0	109.0	203.0	1 111.0	41.0	97.0	424.0	34.0	91.0
457	2 019.0	112.0	212.0	1 179.0	36.0	107.0	350.0	32.0	96.0

Akoestisch onderzoek snelheidsverhoging naar 130 km/h in 2016

Uurintensiteiten

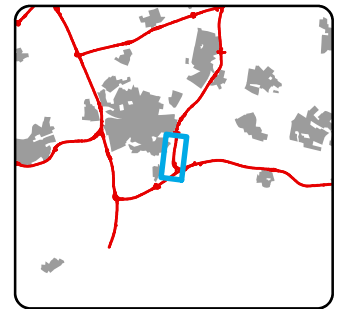
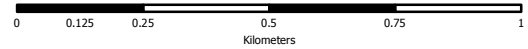
peiljaar 2016									
ID	Dag			Avond			Nacht		
	Lichte mvt.	middelzware	zware mvt.	Lichte mvt.	middelzware mvt.	zware mvt.	Lichte mvt.	middelzware mvt.	zware mvt.
458	212.1	21.9	15.1	128.7	9.2	7.2	71.1	8.3	6.3
459	2 211.0	131.0	225.0	1 234.0	47.0	105.0	481.0	41.0	100.0
460	2 276.0	136.0	239.0	1 318.0	42.0	116.0	391.0	36.0	103.0
461	245.8	30.5	19.8	162.9	12.3	11.3	34.8	4.9	4.7
462	95.5	7.8	9.0	46.7	3.3	6.0	14.4	0.7	1.5
463	2 040.0	123.0	215.0	1 156.0	45.0	101.0	452.0	39.0	96.0
464	2 122.0	128.0	229.0	1 253.0	39.0	112.0	368.0	34.0	99.0
465	230.1	18.8	19.3	126.9	7.1	9.0	59.1	5.8	7.0
466	230.6	16.5	16.0	154.4	6.3	7.9	55.2	4.4	6.7
467	2 443.0	154.0	245.0	1 358.0	55.0	114.0	536.0	52.0	110.0
468	2 503.0	161.0	259.0	1 449.0	48.0	123.0	428.0	42.0	108.0
469	71.8	4.4	4.4	31.6	1.8	2.8	9.5	0.3	0.5
470	85.3	5.8	6.7	41.6	2.9	4.6	18.8	0.7	1.1
48	-	-	-	-	-	-	-	-	-




Legenda

— Onderzoeksgrens

z
1:15 000



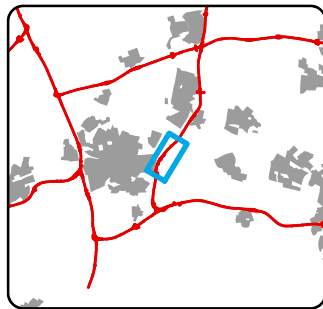



Legenda

— Onderzoeksgrens

1:15 000

dGm^R

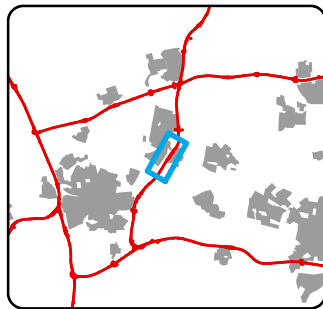





Legenda

— Onderzoeksgrens

1:15 000



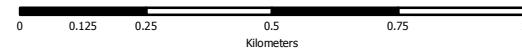


Legenda

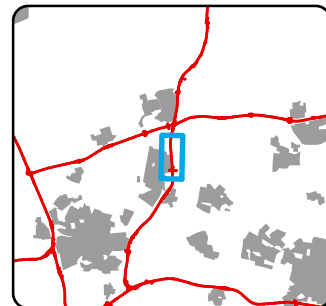
— Onderzoeksgrens

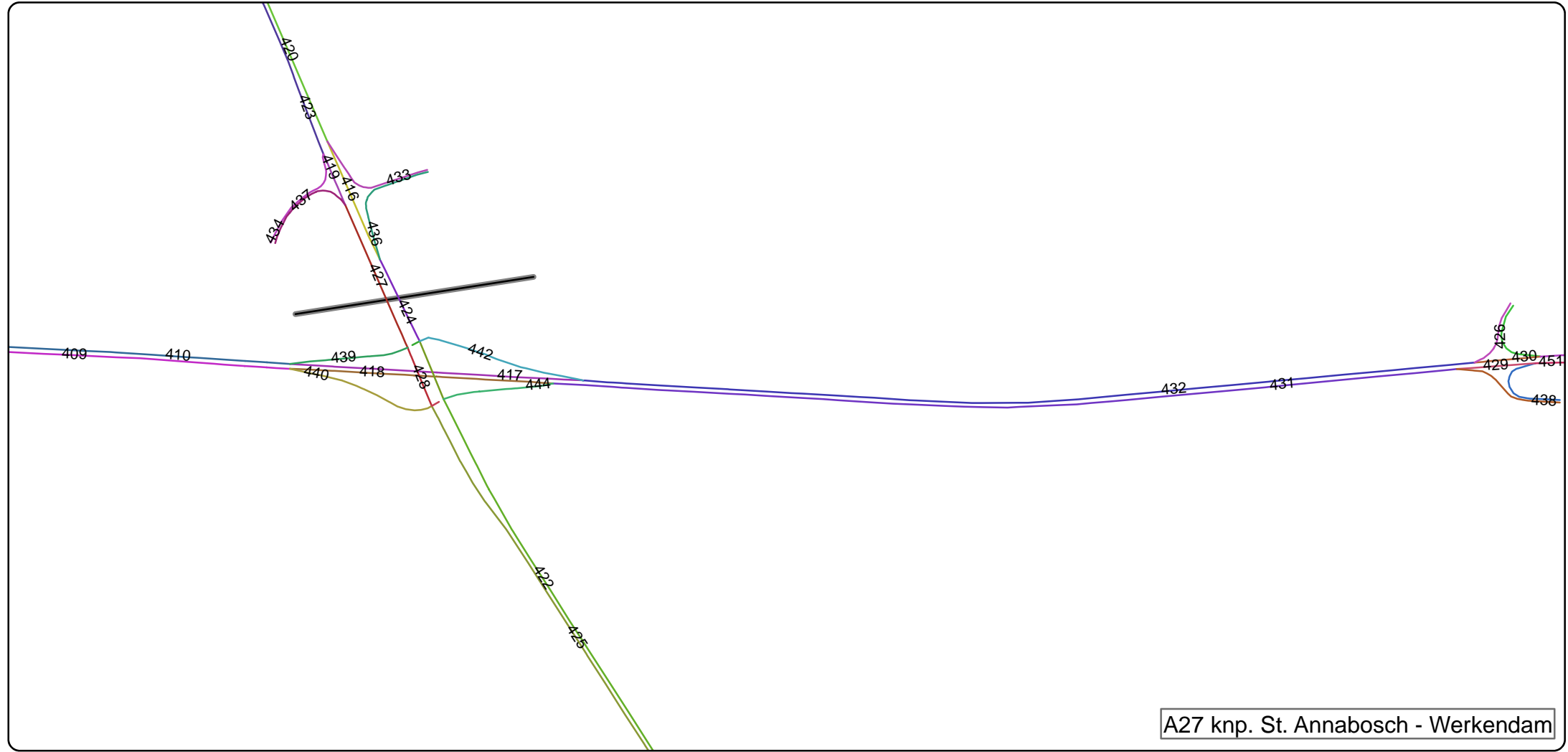


1:15 000



dGm^R



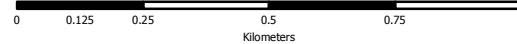


Legenda

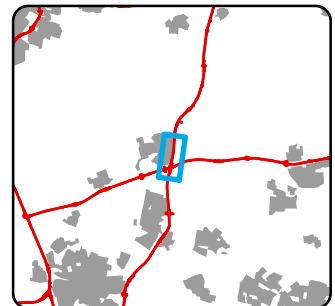
— Onderzoeksgrens




1:15 000



dGm^R



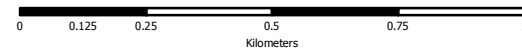


Legenda

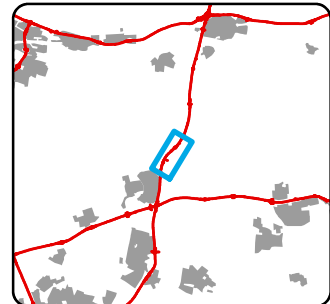
— Onderzoeksgrens




1:15 000



dGm^R



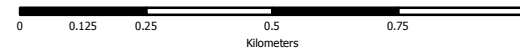


Legenda

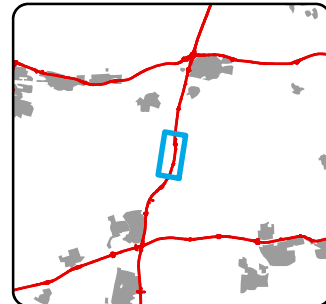
— Onderzoeksgrens




1:15 000



dGm^R





A27 knp. St. Annabosch - Werkendam

Legenda

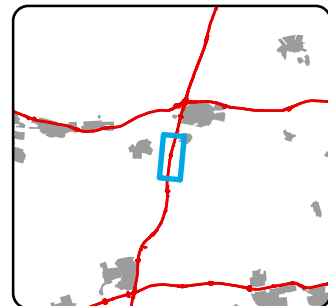
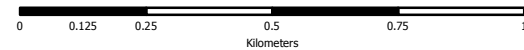
— Onderzoeksgrens

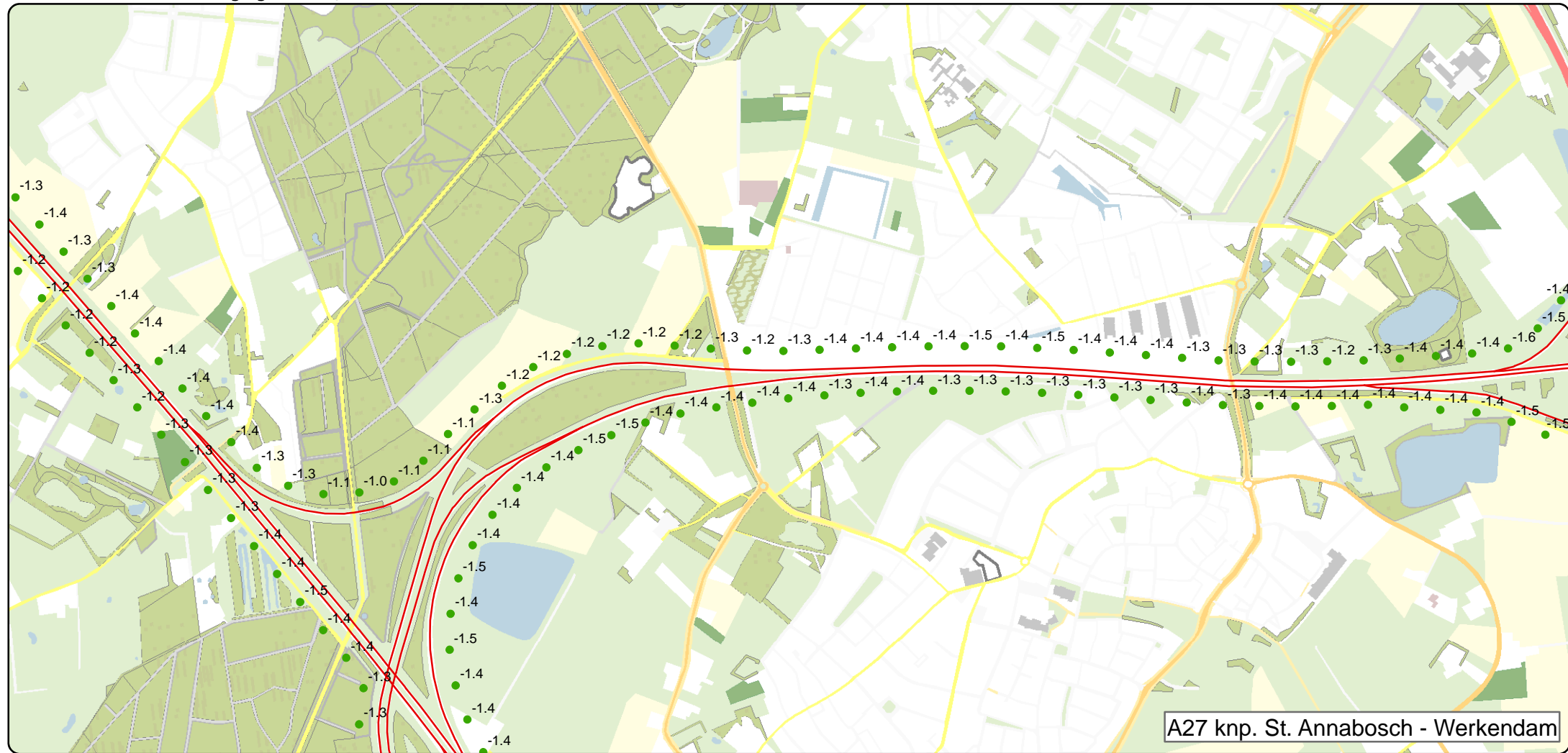


1:15 000



dGm^R



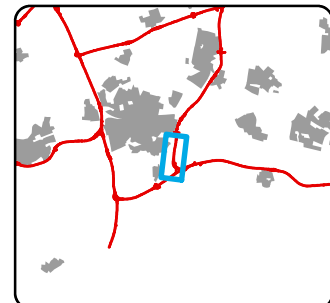


A27 knp. St. Annabosch - Werkendam

**Legenda
Verschil met GPP**

- tot en met 0.6 dB onder GPP
- 0.5 dB onder GPP tot en met 0.3 dB onder GPP
- 0.2 dB onder GPP tot en met GPP
- Overschrijding van GPP

- Onderzoeksgrens
- Rijkswegen





A27 knp. St. Annabosch - Werkendam

Legenda
Verskil met GPP

- tot en met 0.6 dB onder GPP
- 0.5 dB onder GPP tot en met 0.3 dB onder GGP
- 0.2 dB onder GPP tot en met GPP
- Overschrijding van GPP

— Onderzoeksgrens
— Rijkswegen

1:15 000

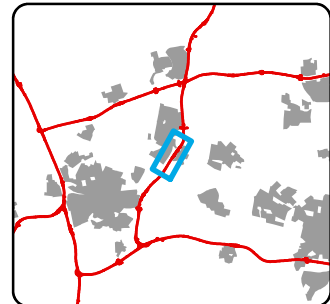

Kilometers

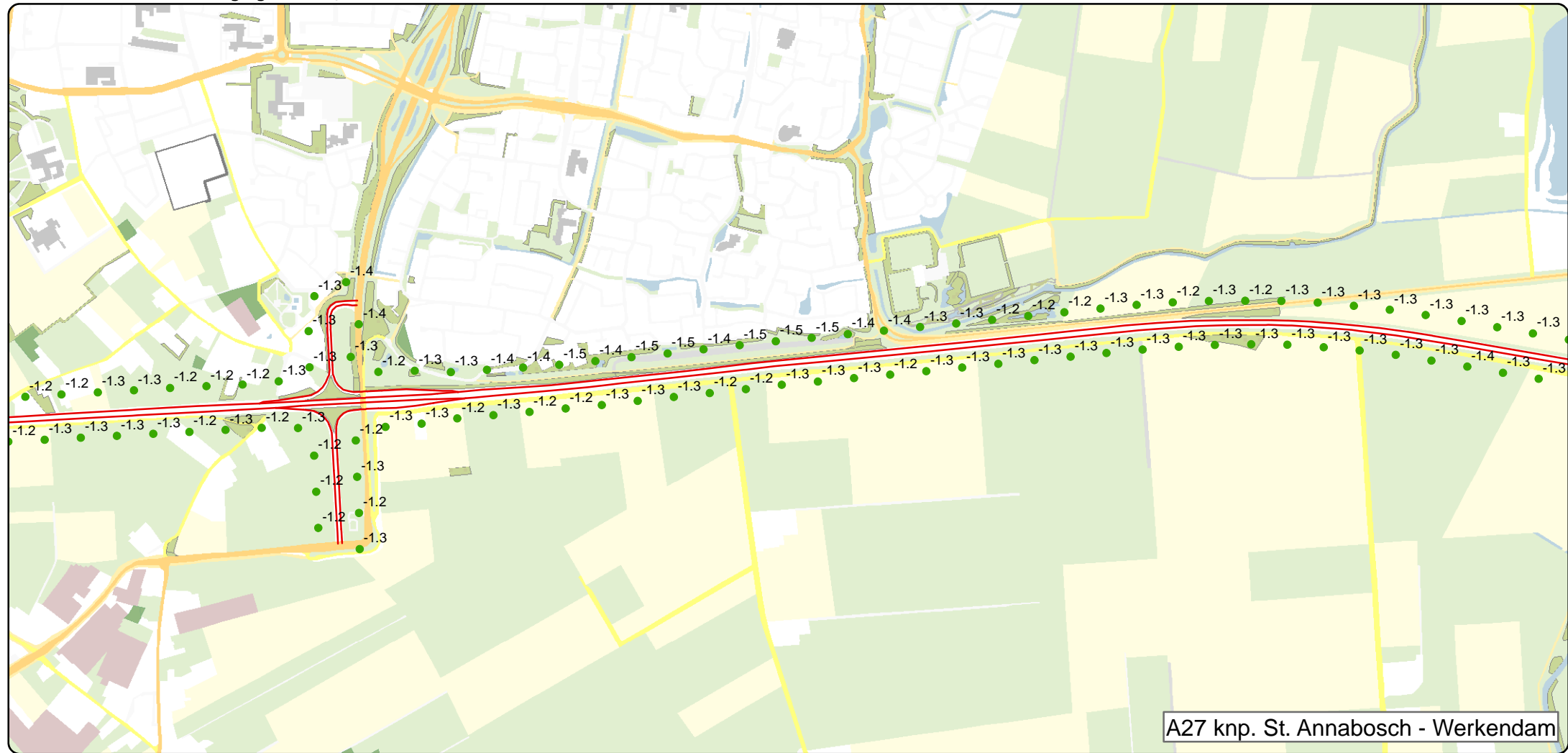


**Legenda
Verschil met GPP**

- tot en met 0.6 dB onder GPP
- 0.5 dB onder GPP tot en met 0.3 dB onder GGP
- 0.2 dB onder GPP tot en met GPP
- Overschrijding van GPP

- Onderzoeksgrens
- Rijkswegen

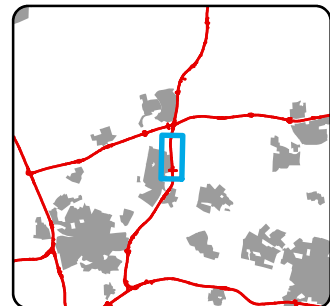





Legenda Verschil met GPP

- tot en met 0.6 dB onder GPP
- 0.5 dB onder GPP tot en met 0.3 dB onder GGP
- 0.2 dB onder GPP tot en met GPP
- Overschrijding van GPP

- Onderzoeksgrens
- Rijkswegen

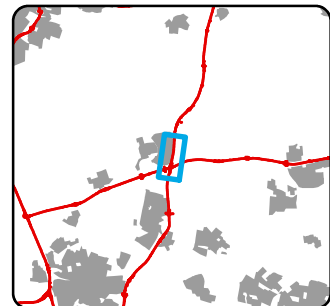




**Legenda
Verschil met GPP**

- tot en met 0.6 dB onder GPP
- 0.5 dB onder GPP tot en met 0.3 dB onder GGP
- 0.2 dB onder GPP tot en met GPP
- Overschrijding van GPP

- Onderzoeksgrens
- Rijkswegen



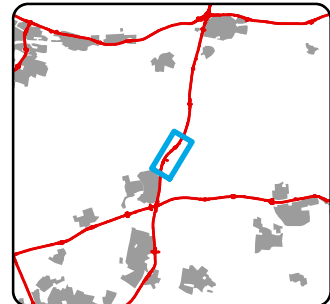



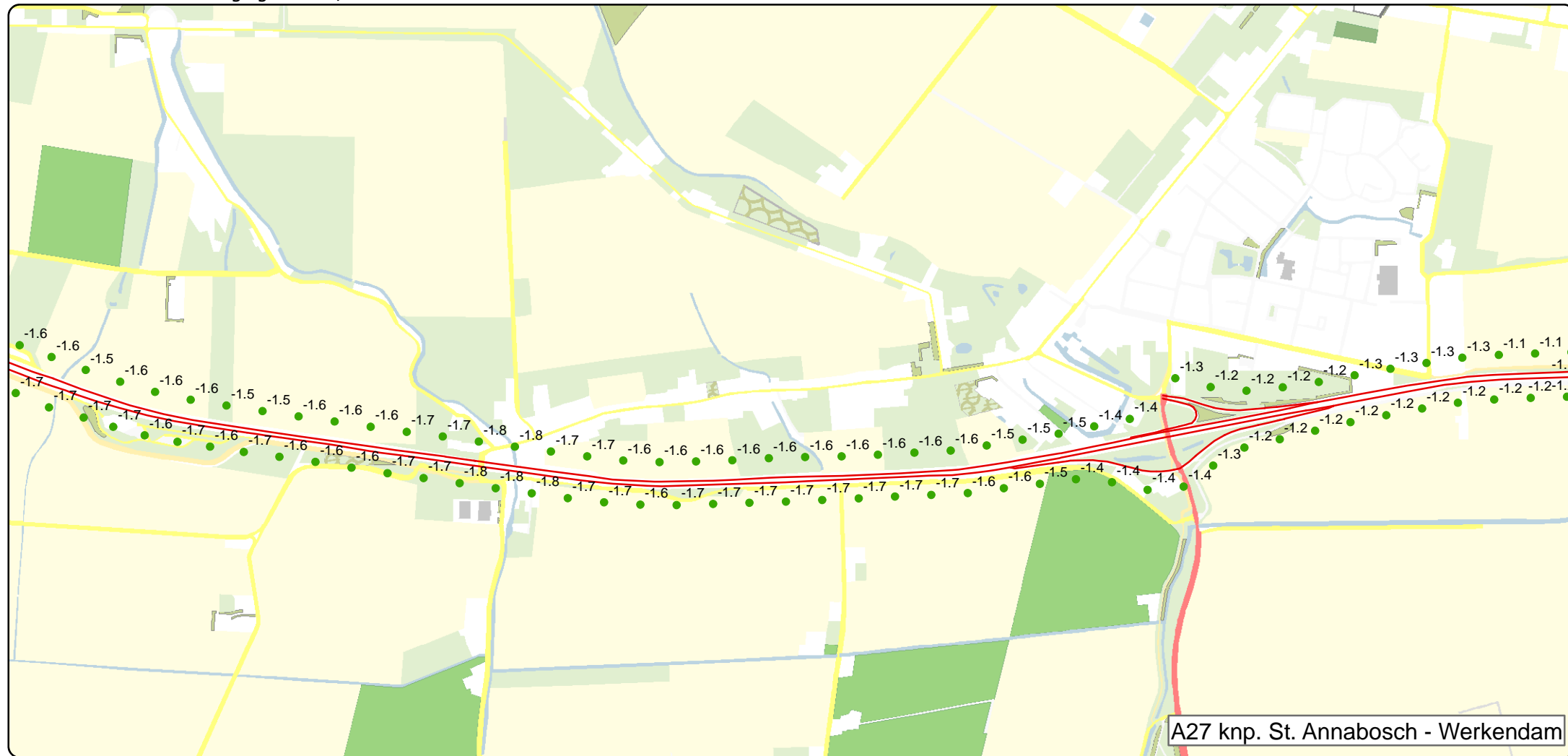
A27 knp. St. Annabosch - Werkendam

**Legenda
Verschil met GPP**

- tot en met 0.6 dB onder GPP
- 0.5 dB onder GPP tot en met 0.3 dB onder GGP
- 0.2 dB onder GPP tot en met GPP
- Overschrijding van GPP

- Onderzoeksgrens
- Rijkswegen

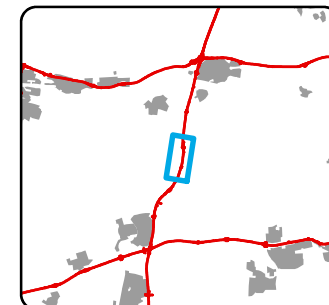



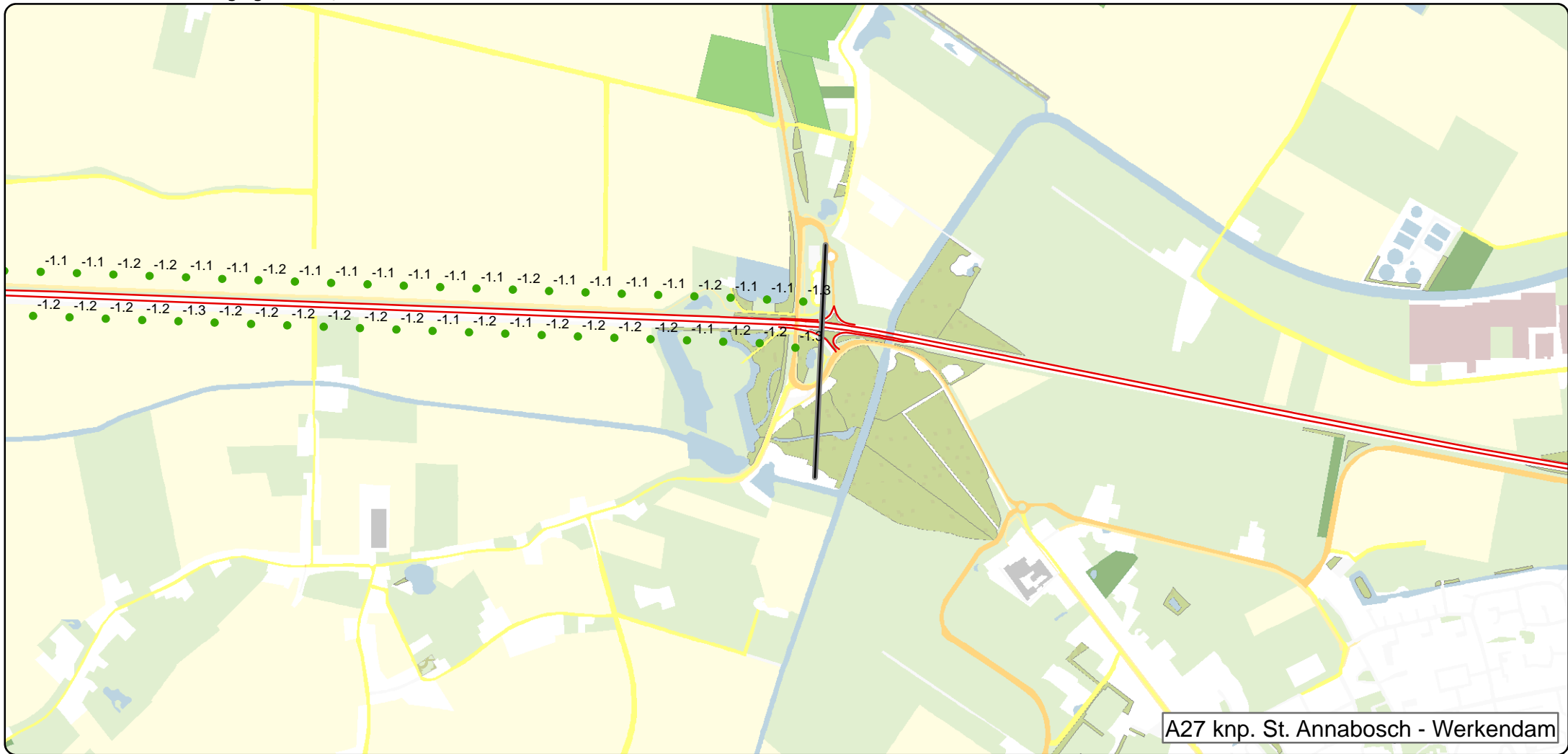


**Legenda
Verschil met GPP**

- tot en met 0.6 dB onder GPP
- 0.5 dB onder GPP tot en met 0.3 dB onder GGP
- 0.2 dB onder GPP tot en met GPP
- Overschrijding van GPP

- Onderzoeksgrens
- Rijkswegen

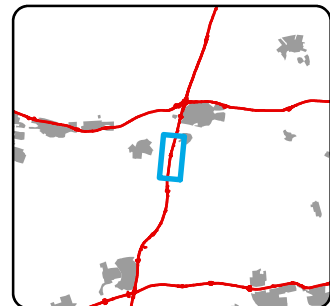



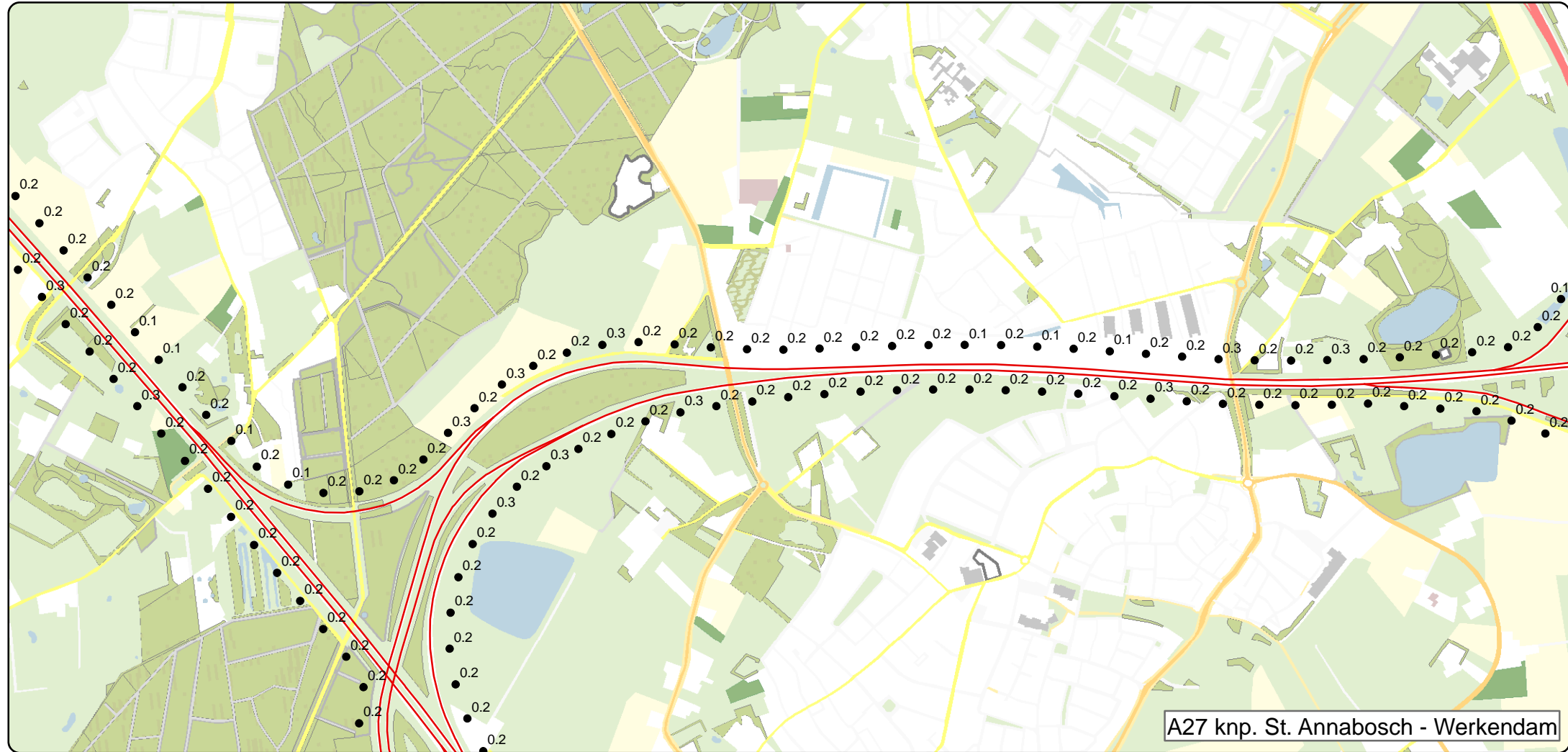


**Legenda
Verschil met GPP**

- tot en met 0.6 dB onder GPP
- 0.5 dB onder GPP tot en met 0.3 dB onder GGP
- 0.2 dB onder GPP tot en met GPP
- Overschrijding van GPP

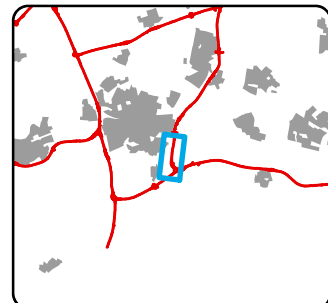

- Onderzoeksgrens
- Rijkswegen

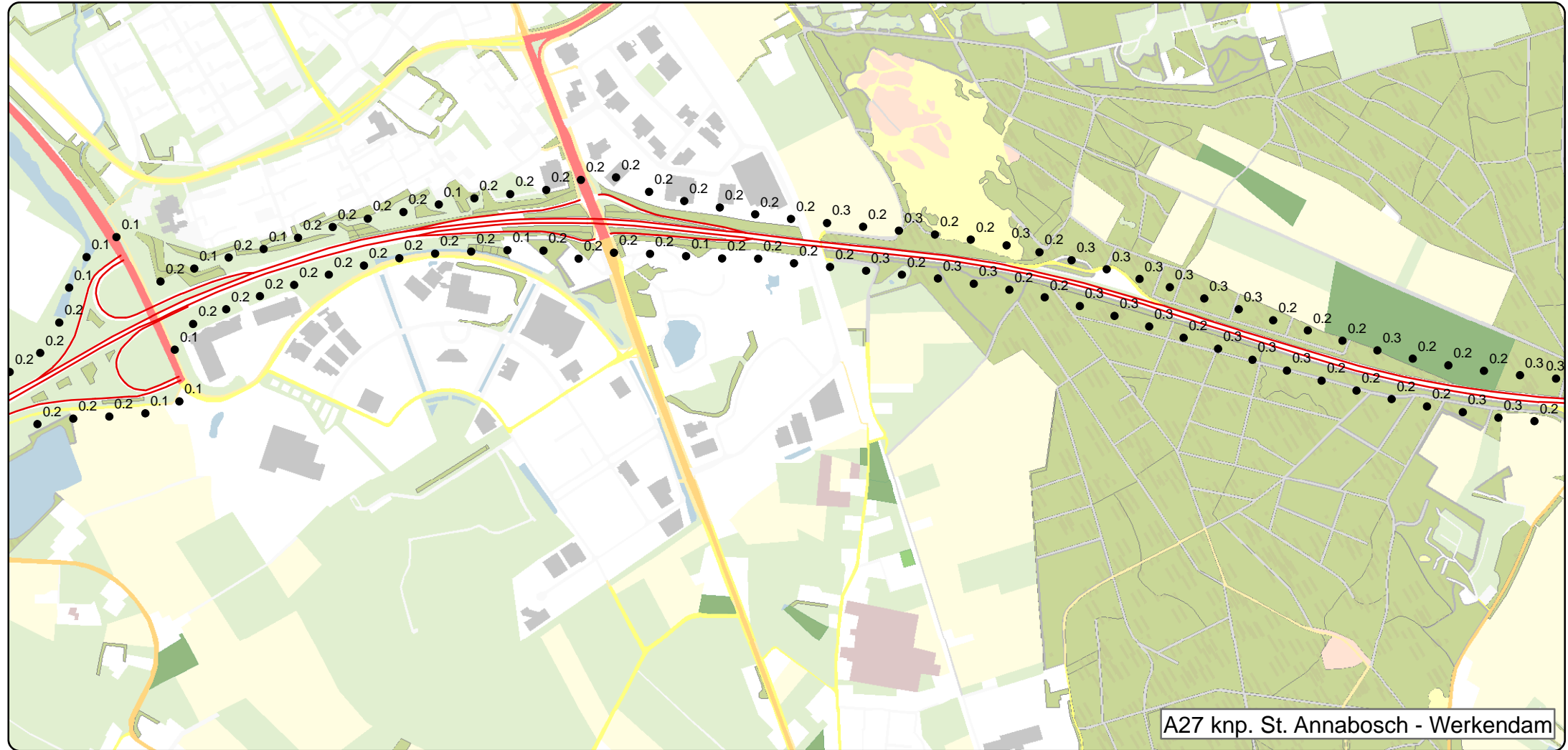




Legenda

- Toename geluidproductie door snelheidsverhoging
- Onderzoeksgrens
- Rijkswegen





Legenda

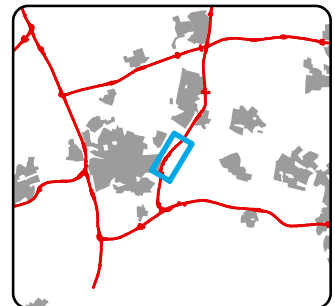
- Toename geluidproductie door snelheidsverhoging
- Onderzoeksgrens
- Rijkswegen



1:15 000



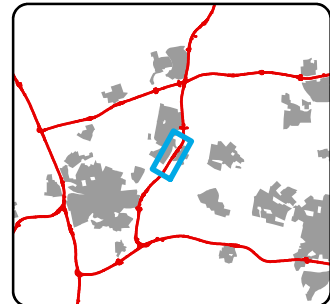

dGm^R

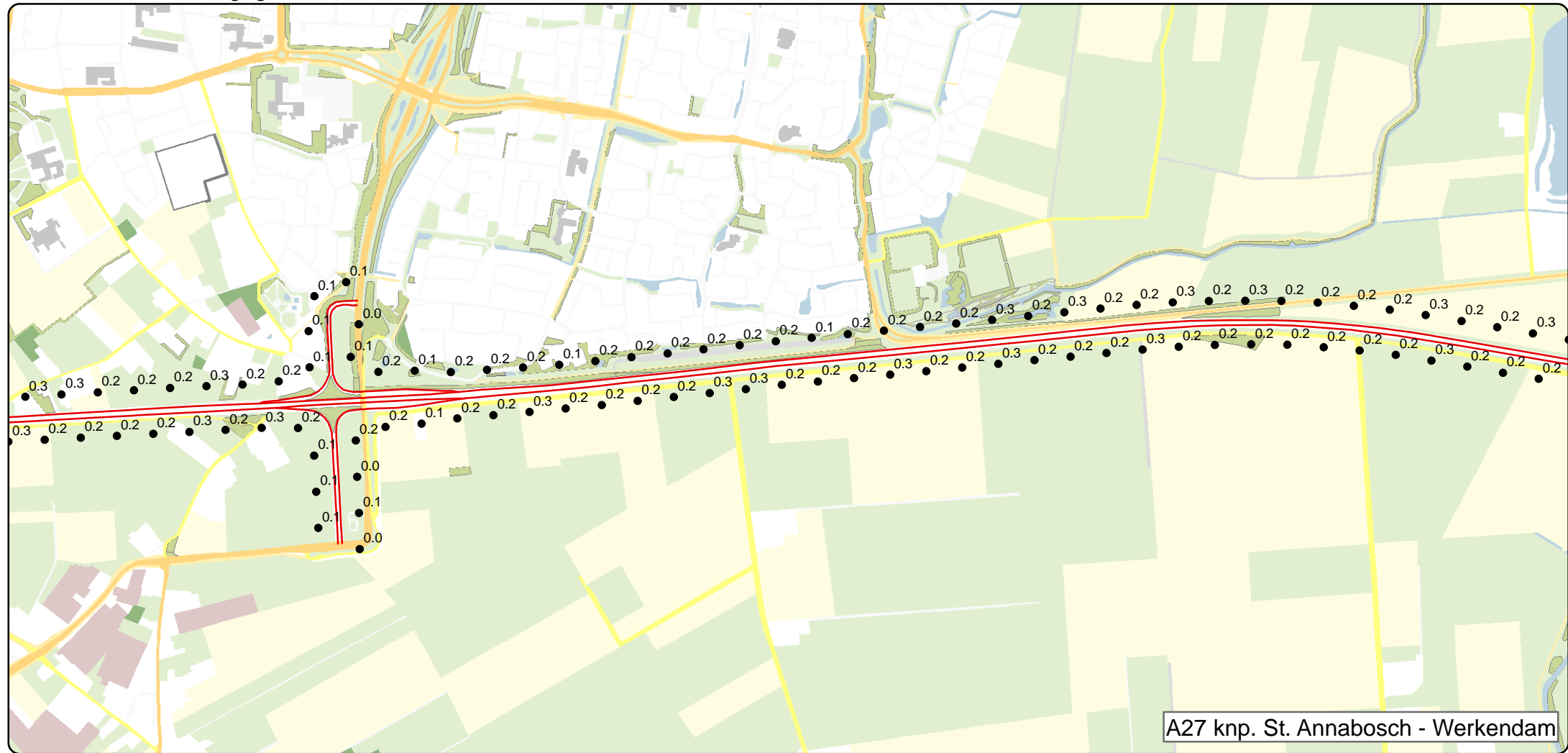




Legenda

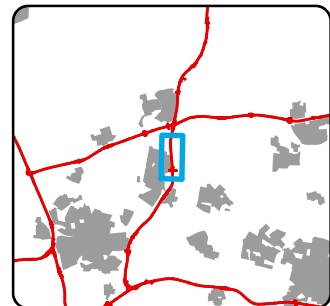

- Toename geluidproductie door snelheidsverhoging
- Onderzoeksgrens
- Rijkswegen

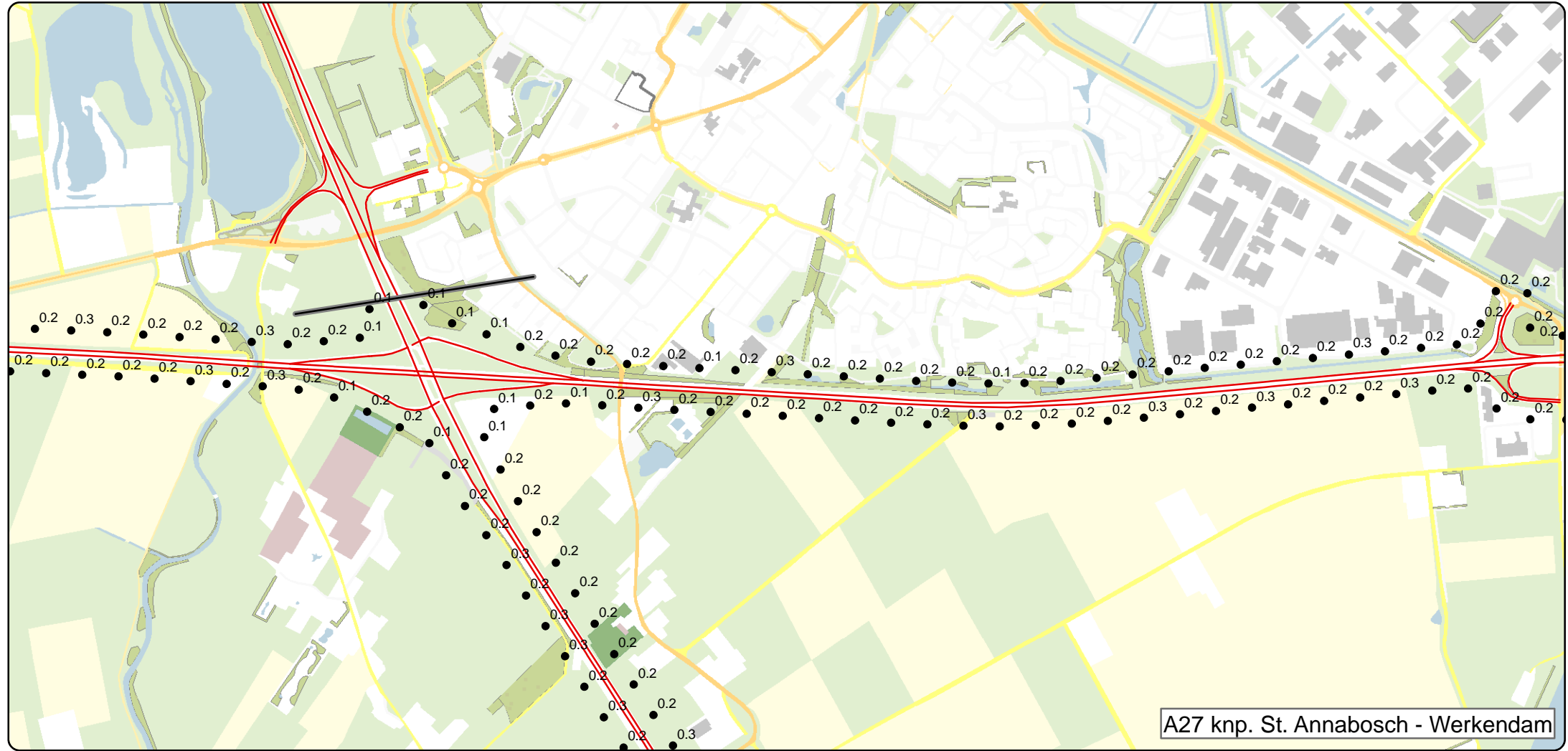




Legenda

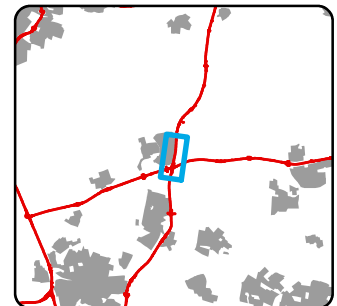

- Toename geluidproductie door snelheidsverhoging
- Onderzoeksgrens
- Rijkswegen





Legenda

- Toename geluidproductie door snelheidsverhoging
- Onderzoeksgrens
- Rijkswegen

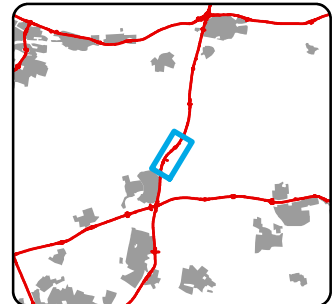



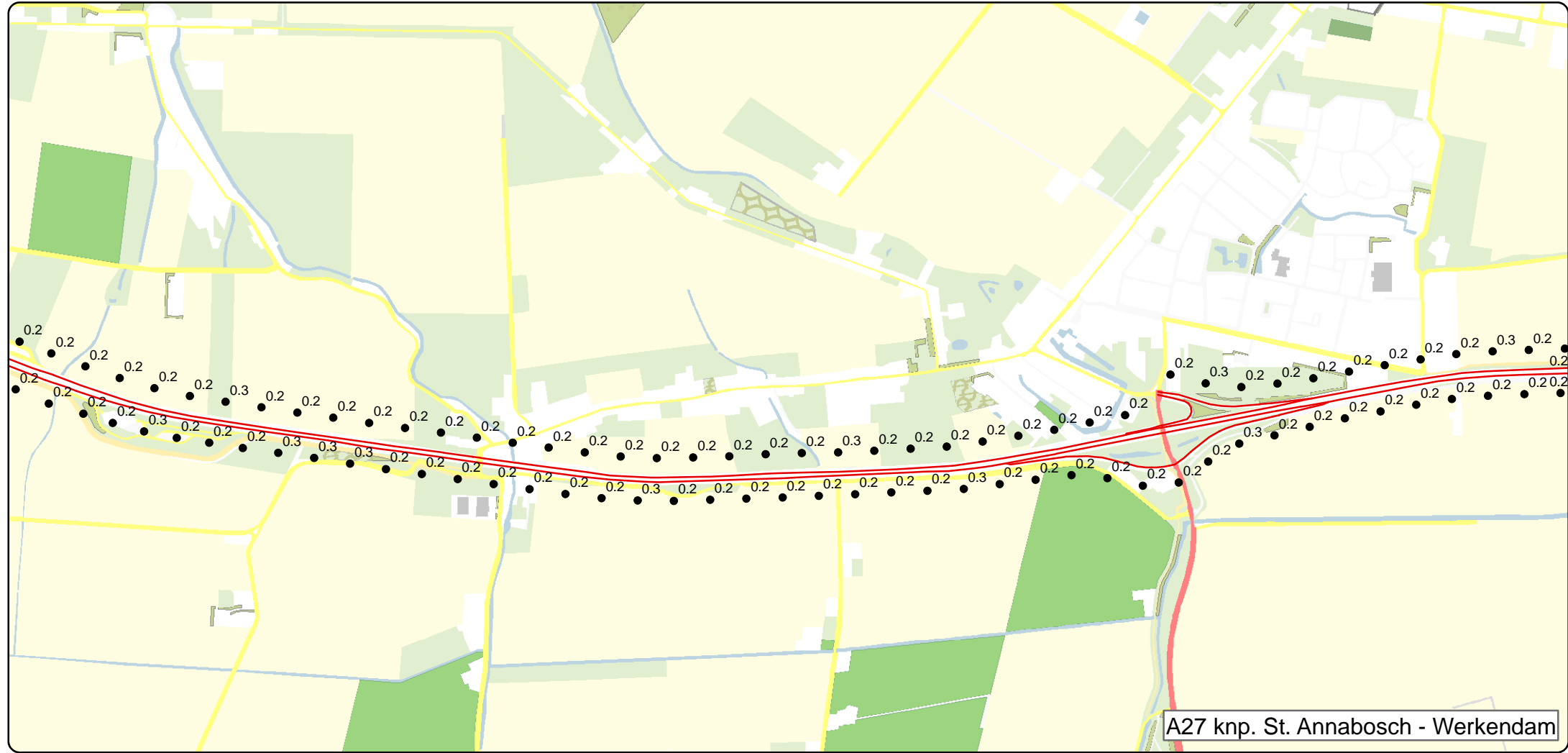


A27 knp. St. Annabosch - Werkendam

Legenda

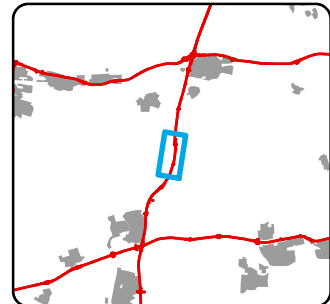

- Toename geluidproductie door snelheidsverhoging
- Onderzoeksgrens
- Rijkswegen

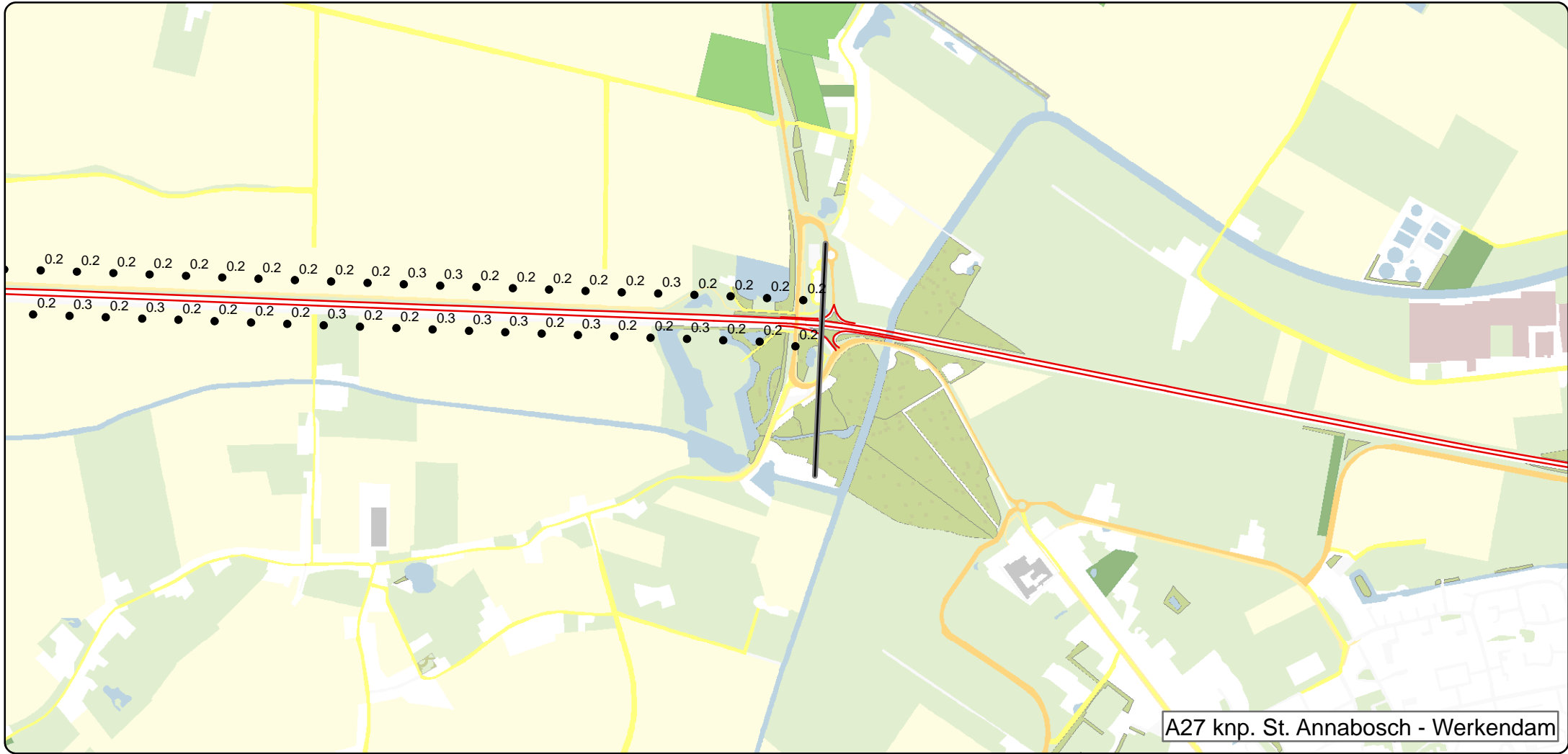




Legenda

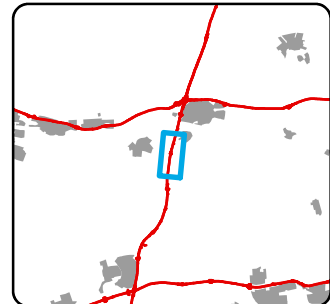

- Toename geluidproductie door snelheidsverhoging
- Onderzoeksgrens
- Rijkswegen





Legenda

- Toename geluidproductie door snelheidsverhoging
- Onderzoeksgrens
- Rijkswegen



Akoestisch onderzoek snelheidsverhoging naar 130 km/h in 2016

Overzicht resultaten

referentiepunt			Geluidproductie- plafond in dB	Geluidproductie in 2016	
ID	X	Y		Waarde	verschil tov GPP
1295	115326.25	395138.45	66.4	65.2	-1.2
1296	115409.05	395194.53	66.4	65.2	-1.2
1297	115491.85	395250.60	64.9	63.6	-1.3
1298	115574.65	395306.68	64.5	63.3	-1.2
1299	115657.45	395362.75	64.9	63.6	-1.3
1300	115740.25	395418.83	65.3	64.0	-1.3
1301	115824.61	395472.52	64.5	63.2	-1.3
1302	115909.06	395526.09	63.4	62.1	-1.3
1303	115993.50	395579.65	63.6	62.2	-1.4
1304	116077.95	395633.21	63.6	62.2	-1.4
1305	116162.40	395686.78	63.7	62.2	-1.5
1306	116246.84	395740.34	67.5	66.1	-1.4
1307	116331.29	395793.90	71.1	69.7	-1.4
1308	116420.35	395831.18	70.8	69.5	-1.3
1309	116517.26	395806.98	67.9	66.6	-1.3
9530	115768.50	397091.07	63.3	61.9	-1.4
9531	115772.60	397191.02	63.2	61.9	-1.3
9532	115777.88	397290.91	63.5	62.1	-1.4
9533	115785.99	397390.61	62.9	61.5	-1.4
9534	115796.31	397490.11	62.5	61.2	-1.3
9535	115808.56	397589.39	62.1	60.8	-1.3
9536	115822.66	397688.41	62.3	61.0	-1.3
9537	115838.69	397787.15	63.0	61.7	-1.3
9538	115856.61	397885.57	63.0	61.7	-1.3
9539	115875.63	397983.78	61.9	60.6	-1.3
9540	115894.73	398081.97	62.6	61.3	-1.3
9541	115913.83	398180.17	62.2	60.8	-1.4
9542	115933.03	398278.34	63.9	62.6	-1.3
9543	115947.55	398377.28	63.2	61.8	-1.4
9544	115961.09	398476.40	63.2	61.8	-1.4
9545	115971.72	398575.84	63.4	62.0	-1.4
9546	115980.94	398675.37	65.9	64.5	-1.4
9547	116000.29	398773.29	67.2	65.8	-1.4
9548	116018.88	398871.58	66.3	64.9	-1.4
9549	116038.49	398969.59	65.5	64.1	-1.4
9550	116075.97	399062.10	64.0	62.5	-1.5
9551	116122.58	399150.61	62.7	61.2	-1.5
9552	116166.46	399240.26	62.3	60.8	-1.5
9553	116186.35	399338.14	61.7	60.2	-1.5
9555	116057.57	399401.07	65.4	63.9	-1.5
9556	116022.61	399481.22	68.4	66.9	-1.5
9557	116034.66	399580.52	69.3	67.8	-1.5
9558	116052.02	399679.04	68.8	67.4	-1.4
9559	116073.90	399776.59	69.0	67.7	-1.3
9560	116098.86	399873.45	69.1	67.8	-1.3
9561	116126.84	399969.50	69.3	67.9	-1.4

Akoestisch onderzoek snelheidsverhoging naar 130 km/h in 2016

Overzicht resultaten

referentiepunt			Geluidproductie- plafond in dB	Geluidproductie in 2016	
ID	X	Y		Waarde	verschil tov GPP
9562	116160.24	400063.76	70.0	68.5	-1.5
9563	116200.17	400155.28	70.2	68.5	-1.7
9564	116246.80	400243.78	69.1	67.4	-1.7
9565	116295.14	400331.35	69.3	67.5	-1.8
9566	116347.31	400416.65	69.3	67.5	-1.8
9567	116416.91	400488.26	67.8	66.0	-1.8
9568	116452.61	400580.59	69.3	67.6	-1.7
9569	116507.14	400664.32	69.1	67.4	-1.7
9570	116563.86	400746.68	69.9	68.2	-1.7
9571	116620.80	400828.89	70.4	68.8	-1.6
9572	116672.65	400913.92	71.2	69.7	-1.5
9573	116734.43	400992.58	69.8	68.4	-1.4
9574	116794.27	401072.72	69.8	68.5	-1.3
9575	116854.95	401152.26	69.2	67.9	-1.3
9576	116915.41	401231.95	70.0	68.7	-1.3
9577	116975.88	401311.64	70.9	69.6	-1.3
9578	117039.17	401389.07	70.7	69.4	-1.3
9579	117104.44	401464.88	69.9	68.6	-1.3
9580	117172.79	401537.89	69.2	67.8	-1.4
9581	117243.26	401608.88	68.8	67.5	-1.3
9582	117316.26	401677.26	68.9	67.6	-1.3
9583	117390.46	401744.33	68.6	67.3	-1.3
9584	117466.32	401809.54	68.4	67.1	-1.3
9585	117541.24	401875.78	68.6	67.3	-1.3
9586	117616.45	401941.73	68.7	67.4	-1.3
9587	117691.17	402008.24	68.8	67.5	-1.3
9588	117764.89	402075.86	68.6	67.3	-1.3
9589	117837.89	402144.23	68.2	66.9	-1.3
9590	117907.74	402215.85	68.3	67.0	-1.3
9591	117975.60	402289.33	68.2	66.9	-1.3
9592	118040.22	402365.70	68.9	67.6	-1.3
9593	118104.12	402442.67	68.5	67.2	-1.3
9594	118163.66	402523.05	68.8	67.5	-1.3
9595	118215.73	402603.16	68.9	67.6	-1.3
9596	118269.90	402682.51	69.0	67.6	-1.4
9597	118322.81	402764.33	68.9	67.6	-1.3
9598	118371.58	402843.57	68.9	67.6	-1.3
9599	118422.82	402924.97	68.8	67.5	-1.3
9600	118474.57	403010.54	68.9	67.6	-1.3
9601	118527.19	403095.61	68.4	67.1	-1.3
9602	118580.66	403180.14	67.7	66.3	-1.4
9603	118633.02	403265.38	67.8	66.5	-1.3
9604	118685.37	403350.63	67.8	66.5	-1.3
9605	118737.73	403435.86	67.8	66.5	-1.3
9606	118790.09	403521.10	68.7	67.4	-1.3
9607	118842.44	403606.34	68.7	67.4	-1.3

Akoestisch onderzoek snelheidsverhoging naar 130 km/h in 2016

Overzicht resultaten

referentiepunt			Geluidproductie- plafond in dB	Geluidproductie in 2016	
ID	X	Y		Waarde	verschil tov GPP
9608	118894.80	403691.59	68.4	67.1	-1.3
9609	118947.16	403776.82	66.8	65.5	-1.3
9610	119000.43	403861.48	68.8	67.4	-1.4
9611	119054.97	403945.34	69.7	68.3	-1.4
9612	119113.83	404026.03	69.7	68.3	-1.4
9613	119177.43	404103.25	69.6	68.2	-1.4
9614	119247.45	404174.37	68.4	67.0	-1.4
9615	119312.14	404250.49	68.0	66.5	-1.5
9616	119364.48	404335.43	68.4	66.9	-1.5
9617	119403.69	404426.82	70.3	68.9	-1.4
9618	119454.51	404512.88	70.9	69.6	-1.3
9619	119509.63	404596.16	71.7	70.4	-1.3
9620	119591.53	404645.46	68.5	67.2	-1.3
9621	119643.90	404730.49	68.7	67.5	-1.2
9622	119694.54	404816.76	69.4	68.2	-1.2
9623	119745.20	404903.02	69.5	68.2	-1.3
9624	119795.18	404989.64	70.0	68.7	-1.3
9625	119850.71	405072.40	69.9	68.6	-1.3
9626	119909.27	405153.50	69.5	68.3	-1.2
9627	119967.55	405234.80	69.3	68.1	-1.2
9628	120021.57	405318.96	69.2	67.9	-1.3
9629	120069.31	405406.78	69.3	68.1	-1.2
9630	120105.98	405499.77	69.4	68.1	-1.3
9631	120133.09	405596.02	68.5	67.3	-1.2
9632	120152.42	405694.13	69.3	68.1	-1.2
9633	120162.37	405793.63	69.7	68.4	-1.3
9634	120162.88	405893.61	69.5	68.3	-1.2
9635	120159.37	405993.59	69.5	68.2	-1.3
9636	120155.54	406093.55	69.5	68.2	-1.3
9637	120151.70	406193.51	69.5	68.2	-1.3
9638	120147.98	406293.47	69.5	68.2	-1.3
9639	120144.40	406393.45	69.4	68.2	-1.2
9640	120140.82	406493.42	69.4	68.1	-1.3
9641	120137.03	406593.38	69.4	68.2	-1.2
9642	120138.84	406693.26	68.9	67.6	-1.3
9643	120216.02	406736.63	65.9	64.7	-1.2
9644	120315.98	406740.57	64.1	62.9	-1.2
9645	120415.94	406744.48	62.6	61.4	-1.2
9647	120475.98	406857.84	60.2	58.9	-1.3
9648	120376.32	406857.82	63.1	61.9	-1.2
9649	120276.35	406854.24	64.2	62.9	-1.3
9650	120176.44	406851.97	65.9	64.7	-1.2
9651	120140.13	406934.60	66.7	65.4	-1.3
9652	120133.05	407034.30	67.0	65.7	-1.3
9653	120120.39	407133.51	67.9	66.7	-1.2
9654	120112.89	407233.23	68.9	67.6	-1.3

Akoestisch onderzoek snelheidsverhoging naar 130 km/h in 2016

Overzicht resultaten

referentiepunt			Geluidproductie- plafond in dB	Geluidproductie in 2016	
ID	X	Y		Waarde	verschil tov GPP
9655	120105.59	407333.00	69.4	68.2	-1.2
9656	120098.28	407432.77	69.5	68.3	-1.2
9657	120090.15	407532.46	70.0	68.7	-1.3
9658	120080.59	407632.04	70.6	69.3	-1.3
9659	120071.45	407731.66	70.8	69.5	-1.3
9660	120062.32	407831.28	70.8	69.6	-1.2
9661	120053.17	407930.89	70.8	69.6	-1.2
9662	120043.16	408030.42	71.0	69.7	-1.3
9663	120035.89	408130.19	71.0	69.7	-1.3
9664	120028.19	408229.93	71.0	69.7	-1.3
9665	120020.25	408329.65	70.8	69.6	-1.2
9666	120012.32	408429.37	70.8	69.5	-1.3
9667	120004.06	408529.06	70.6	69.3	-1.3
9668	119995.79	408628.76	70.5	69.2	-1.3
9669	119987.53	408728.45	70.6	69.3	-1.3
9670	119979.27	408828.14	70.6	69.3	-1.3
9671	119971.01	408927.84	70.6	69.3	-1.3
9672	119962.99	409027.55	70.5	69.2	-1.3
9673	119957.33	409127.42	70.6	69.3	-1.3
9674	119953.87	409227.38	70.7	69.4	-1.3
9675	119954.10	409327.41	70.7	69.4	-1.3
9676	119956.97	409427.37	70.8	69.5	-1.3
9677	119965.63	409527.03	70.9	69.6	-1.3
9678	119976.10	409626.49	71.2	69.9	-1.3
9679	119990.21	409725.52	71.0	69.7	-1.3
9680	120007.73	409824.01	71.1	69.8	-1.3
9681	120025.74	409922.41	71.2	69.8	-1.4
9682	120044.47	410020.67	71.2	69.9	-1.3
9683	120063.09	410118.96	71.3	70.0	-1.3
9684	120081.60	410217.27	71.4	70.1	-1.3
9685	120101.33	410315.33	71.3	70.0	-1.3
9686	120122.62	410413.08	71.4	70.1	-1.3
9687	120143.62	410510.88	71.5	70.2	-1.3
9688	120164.21	410608.77	72.0	70.7	-1.3
9689	120187.22	410705.92	70.7	69.3	-1.4
9690	120222.27	410799.60	69.1	67.6	-1.5
9691	120273.80	410885.12	68.2	66.8	-1.4
9692	120329.32	410968.00	67.6	66.3	-1.3
9693	120384.06	411043.04	68.6	67.6	-1.0
9694	120478.31	411076.53	68.0	67.2	-0.8
9695	120570.04	411116.31	68.2	67.4	-0.8
9696	120657.94	411164.01	68.8	68.0	-0.8
9697	120747.91	411207.66	68.9	68.2	-0.7
9698	120838.76	411249.55	68.9	68.1	-0.8
9699	120929.73	411291.15	68.9	68.2	-0.7
9700	121020.79	411332.57	68.8	68.1	-0.7

Akoestisch onderzoek snelheidsverhoging naar 130 km/h in 2016

Overzicht resultaten

referentiepunt			Geluidproductie- plafond in dB	Geluidproductie in 2016	
ID	X	Y		Waarde	verschil tov GPP
9701	121111.80	411374.10	68.8	68.0	-0.8
9702	121202.73	411415.79	68.9	68.2	-0.7
10408	116540.96	396104.94	69.4	68.0	-1.4
10409	116443.37	396084.09	68.4	67.0	-1.4
10410	116343.54	396079.59	67.4	65.9	-1.5
10411	116244.80	396094.39	66.8	65.4	-1.4
10412	116150.72	396127.83	66.9	65.4	-1.5
10413	116064.46	396178.13	66.6	65.2	-1.4
10414	115988.17	396242.70	66.5	65.1	-1.4
10415	115922.70	396318.10	67.2	65.8	-1.4
10416	115876.16	396406.14	68.0	66.6	-1.4
10417	115840.19	396499.48	68.4	66.9	-1.5
10418	115809.98	396594.76	68.4	66.9	-1.5
10419	115786.83	396692.05	68.6	67.2	-1.4
10420	115773.75	396791.07	68.1	66.7	-1.4
10421	115769.27	396891.00	67.5	66.1	-1.4
10422	115768.50	396991.03	64.1	62.7	-1.4
10570	119994.03	410930.82	68.1	67.3	-0.8
10571	120068.59	410893.24	67.2	65.9	-1.3
10572	120064.49	410793.25	69.4	68.1	-1.3
10573	120058.54	410693.48	71.5	70.2	-1.3
10574	120038.04	410595.52	71.8	70.6	-1.2
10575	120017.54	410497.56	71.4	70.1	-1.3
10576	119997.05	410399.60	71.4	70.1	-1.3
10577	119976.56	410301.64	71.3	70.0	-1.3
10578	119956.29	410203.63	71.2	69.9	-1.3
10579	119937.56	410105.32	71.3	70.0	-1.3
10580	119918.76	410007.02	71.2	69.9	-1.3
10581	119899.97	409908.71	71.1	69.8	-1.3
10582	119881.46	409810.36	71.0	69.7	-1.3
10583	119865.29	409711.60	70.9	69.6	-1.3
10584	119852.71	409612.32	71.0	69.7	-1.3
10585	119842.19	409512.80	70.8	69.5	-1.3
10586	119836.05	409412.93	71.3	70.0	-1.3
10587	119833.31	409312.90	70.4	69.2	-1.2
10588	119832.50	409212.82	70.7	69.4	-1.3
10589	119834.52	409112.78	70.5	69.3	-1.2
10590	119840.10	409012.86	70.5	69.2	-1.3
10591	119848.02	408913.10	70.5	69.2	-1.3
10592	119856.70	408813.40	70.5	69.3	-1.2
10593	119865.37	408713.69	70.3	69.1	-1.2
10594	119874.04	408613.98	70.5	69.3	-1.2
10595	119882.32	408514.25	70.1	68.8	-1.3
10596	119890.42	408414.49	65.9	64.6	-1.3
10597	119898.53	408314.74	61.5	60.1	-1.4
10598	119906.63	408214.99	58.6	57.2	-1.4

Akoestisch onderzoek snelheidsverhoging naar 130 km/h in 2016

Overzicht resultaten

referentiepunt			Geluidproductie- plafond in dB	Geluidproductie in 2016	
ID	X	Y		Waarde	verschil tov GPP
10599	119914.73	408115.23	58.9	57.4	-1.5
10600	119922.84	408015.48	58.3	56.8	-1.5
10601	119931.53	407915.78	58.4	56.9	-1.5
10602	119941.77	407816.22	58.5	57.1	-1.4
10603	119951.16	407716.59	58.9	57.4	-1.5
10604	119959.75	407616.87	58.4	56.9	-1.5
10605	119968.35	407517.16	58.9	57.5	-1.4
10606	119976.94	407417.45	59.0	57.5	-1.5
10607	119982.93	407317.56	59.1	57.7	-1.4
10608	119987.73	407217.59	62.3	60.9	-1.4
10609	119991.87	407117.79	67.4	66.1	-1.3
10610	119986.51	407017.89	66.8	65.5	-1.3
10611	119987.97	406917.89	66.8	65.6	-1.2
10612	119945.42	406842.14	66.0	64.7	-1.3
10613	119855.54	406866.28	65.8	64.4	-1.4
10615	119739.01	406833.09	55.0	53.6	-1.4
10616	119775.97	406744.75	58.3	57.0	-1.3
10617	119872.20	406727.25	62.2	60.9	-1.3
10618	119971.99	406728.10	67.1	65.8	-1.3
10619	120009.29	406642.15	68.7	67.4	-1.3
10620	120016.70	406542.49	68.7	67.5	-1.2
10621	120019.04	406442.43	68.9	67.7	-1.2
10622	120022.66	406342.42	69.3	68.1	-1.2
10623	120026.77	406242.42	69.6	68.3	-1.3
10624	120030.97	406142.43	69.5	68.2	-1.3
10625	120035.16	406042.44	69.4	68.2	-1.2
10626	120039.36	405942.44	69.5	68.3	-1.2
10627	120043.44	405842.44	69.8	68.5	-1.3
10628	120038.50	405742.52	69.9	68.7	-1.2
10629	120021.12	405644.01	70.1	68.8	-1.3
10630	119994.13	405547.64	69.3	68.0	-1.3
10631	119958.59	405454.24	69.4	68.2	-1.2
10632	119909.73	405366.94	69.2	68.0	-1.2
10633	119854.40	405283.59	69.2	67.9	-1.3
10634	119796.23	405202.15	69.6	68.4	-1.2
10635	119738.13	405120.66	70.0	68.8	-1.2
10636	119676.85	405041.88	70.0	68.8	-1.2
10637	119613.46	404964.46	69.8	68.6	-1.2
10638	119551.62	404885.78	69.8	68.7	-1.1
10639	119489.18	404807.66	69.6	68.5	-1.1
10640	119422.28	404733.35	69.2	68.0	-1.2
10641	119395.44	404640.29	71.4	70.2	-1.2
10642	119332.11	404563.30	70.3	69.0	-1.3
10643	119269.27	404485.40	69.9	68.5	-1.4
10644	119194.76	404420.46	68.1	66.7	-1.4
10645	119151.82	404332.92	69.4	67.9	-1.5

Akoestisch onderzoek snelheidsverhoging naar 130 km/h in 2016

Overzicht resultaten

referentiepunt			Geluidproductie- plafond in dB	Geluidproductie in 2016	
ID	X	Y		Waarde	verschil tov GPP
10646	119097.91	404248.60	69.6	68.2	-1.4
10647	119044.25	404164.12	69.8	68.4	-1.4
10648	118993.93	404077.73	70.2	68.7	-1.5
10649	118940.32	403993.25	69.8	68.4	-1.4
10650	118886.66	403908.77	69.5	68.1	-1.4
10651	118833.54	403823.95	69.1	67.8	-1.3
10652	118781.25	403738.61	63.5	62.1	-1.4
10653	118728.97	403653.28	62.2	60.8	-1.4
10654	118676.66	403567.95	64.5	63.1	-1.4
10655	118624.35	403482.63	63.0	61.7	-1.3
10656	118572.04	403397.30	63.1	61.8	-1.3
10657	118519.73	403311.98	63.7	62.4	-1.3
10658	118466.47	403227.28	68.8	67.5	-1.3
10659	118414.66	403141.67	68.0	66.6	-1.4
10660	118361.80	403056.68	68.8	67.5	-1.3
10661	118308.96	402971.69	69.0	67.6	-1.4
10662	118256.11	402886.70	69.0	67.7	-1.3
10663	118203.25	402801.71	68.9	67.6	-1.3
10664	118149.89	402717.06	69.0	67.6	-1.4
10665	118093.62	402634.29	68.8	67.5	-1.3
10666	118034.04	402553.91	68.9	67.6	-1.3
10667	117972.44	402475.04	68.7	67.3	-1.4
10668	117908.75	402397.85	68.3	66.9	-1.4
10669	117842.30	402323.01	68.2	66.8	-1.4
10670	117772.58	402251.24	68.4	67.1	-1.3
10671	117699.96	402182.40	68.5	67.1	-1.4
10672	117626.15	402114.80	68.7	67.3	-1.4
10673	117552.35	402047.20	68.7	67.3	-1.4
10674	117477.49	401980.80	68.5	67.2	-1.3
10675	117402.56	401914.48	68.4	67.1	-1.3
10676	117327.04	401848.83	68.3	67.0	-1.3
10677	117263.98	401788.91	68.5	67.2	-1.3
10678	117194.05	401725.55	68.6	67.3	-1.3
10679	117122.77	401654.50	69.1	67.8	-1.3
10680	117057.73	401590.25	69.2	67.8	-1.4
10681	116994.66	401521.66	70.1	68.8	-1.3
10682	116930.03	401445.32	70.9	69.5	-1.4
10683	116867.13	401367.50	71.2	69.8	-1.4
10684	116806.39	401287.96	70.8	69.4	-1.4
10685	116746.09	401208.08	69.4	68.0	-1.4
10686	116686.29	401127.83	70.2	68.8	-1.4
10687	116625.08	401048.67	70.0	68.5	-1.5
10688	116563.36	400969.88	69.4	67.9	-1.5
10689	116496.09	400895.94	69.3	67.7	-1.6
10690	116430.15	400820.65	69.9	68.2	-1.7
10691	116358.91	400750.77	69.3	67.6	-1.7

Akoestisch onderzoek snelheidsverhoging naar 130 km/h in 2016

Overzicht resultaten

referentiepunt			Geluidproductie- plafond in dB	Geluidproductie in 2016	
ID	X	Y		Waarde	verschil tov GPP
10692	116277.28	400692.94	67.3	65.6	-1.7
10693	116233.21	400605.90	67.6	65.9	-1.7
10694	116207.56	400509.32	68.9	67.3	-1.6
10695	116166.47	400418.20	69.4	67.8	-1.6
10696	116125.10	400327.07	69.6	68.0	-1.6
10697	116089.18	400233.71	69.6	67.9	-1.7
10698	116056.49	400139.18	65.7	64.1	-1.6
10699	116021.47	400045.45	57.2	55.6	-1.6
10700	115991.17	399950.09	64.8	63.3	-1.5
10701	115967.12	399852.99	57.1	55.6	-1.5
10702	115945.28	399755.32	56.0	54.5	-1.5
10703	115915.54	399660.23	69.1	67.6	-1.5
10704	115892.76	399562.86	67.2	65.7	-1.5
10705	115875.51	399464.41	62.7	61.2	-1.5
10707	115707.05	399423.59	61.6	60.2	-1.4
10708	115711.64	399324.19	62.7	61.3	-1.4
10709	115760.01	399238.52	63.8	62.4	-1.4
10710	115828.75	399165.79	65.9	64.4	-1.5
10711	115873.64	399077.49	68.6	67.0	-1.6
10712	115875.27	398977.82	68.8	67.4	-1.4
10713	115870.24	398877.86	68.7	67.3	-1.4
10714	115864.98	398777.92	68.8	67.4	-1.4
10715	115857.72	398678.12	68.6	67.3	-1.3
10716	115848.33	398578.48	68.4	67.2	-1.2
10717	115837.20	398479.02	68.6	67.3	-1.3
10718	115824.17	398379.79	68.2	66.9	-1.3
10719	115809.27	398280.86	65.4	64.1	-1.3
10720	115789.89	398182.67	58.4	57.1	-1.3
10721	115770.51	398084.49	54.8	53.4	-1.4
10722	115751.13	397986.30	51.8	50.4	-1.4
10723	115732.15	397888.03	50.9	49.5	-1.4
10724	115714.30	397789.56	51.1	49.6	-1.5
10725	115697.61	397690.88	52.4	51.0	-1.4
10726	115685.00	397591.61	50.8	49.3	-1.5
10727	115673.13	397492.23	49.9	48.5	-1.4
10728	115663.68	397392.61	48.4	47.0	-1.4
10729	115654.81	397292.92	47.4	46.0	-1.4
10730	115645.94	397193.23	47.2	45.8	-1.4
10731	115636.83	397093.57	46.8	45.5	-1.3
10732	115623.60	396994.38	54.1	52.9	-1.2
10733	115606.27	396895.85	67.4	66.1	-1.3
10734	115585.84	396797.88	68.0	66.8	-1.2
10735	115567.38	396699.57	68.0	66.8	-1.2
10736	115562.71	396599.76	68.0	66.8	-1.2
10737	115572.26	396500.17	68.0	66.8	-1.2
10738	115597.42	396403.49	68.0	66.8	-1.2

Akoestisch onderzoek snelheidsverhoging naar 130 km/h in 2016

Overzicht resultaten

referentiepunt			Geluidproductie- plafond in dB	Geluidproductie in 2016	
ID	X	Y		Waarde	verschil tov GPP
10739	115637.90	396312.04	67.9	66.7	-1.2
10740	115693.52	396228.92	68.2	66.9	-1.3
10741	115751.84	396147.91	67.9	66.8	-1.1
10742	115816.56	396071.58	67.9	66.8	-1.1
10743	115863.71	395983.67	67.6	66.5	-1.1
10744	115882.29	395885.81	66.4	65.4	-1.0
10745	115874.85	395786.46	61.6	60.5	-1.1
10746	115839.89	395692.94	59.1	57.8	-1.3
10747	115780.22	395613.41	60.3	59.0	-1.3
10748	115701.08	395552.28	61.7	60.3	-1.4
10749	115621.26	395492.05	61.0	59.6	-1.4
10750	115538.02	395436.48	61.4	60.0	-1.4
10751	115454.80	395380.89	61.6	60.2	-1.4
10752	115371.59	395325.29	61.8	60.4	-1.4
10753	115288.37	395269.69	61.7	60.3	-1.4
10754	115205.15	395214.09	60.4	59.1	-1.3
10755	115122.71	395157.37	60.8	59.5	-1.3
21137	120315.50	411233.75	70.8	69.3	-1.5
21138	120319.55	411333.73	70.4	69.0	-1.4
21139	120327.62	411433.02	71.9	70.4	-1.5
21140	120347.13	411531.16	73.4	72.0	-1.4
21141	120367.56	411629.13	73.5	72.1	-1.4
21142	120387.46	411727.20	73.4	72.0	-1.4
21143	120406.53	411825.43	72.9	71.5	-1.4
21144	120425.67	411923.66	72.7	71.3	-1.4
21145	120445.49	412021.75	71.5	70.1	-1.4
21146	120465.31	412119.84	71.1	69.7	-1.4
21147	120485.56	412217.84	70.8	69.4	-1.4
21148	120505.86	412315.83	70.7	69.3	-1.4
21149	120524.00	412414.24	70.7	69.4	-1.3
21150	120542.08	412512.67	70.6	69.3	-1.3
21151	120557.87	412611.49	70.3	69.0	-1.3
21152	120568.61	412710.95	70.2	68.9	-1.3
21153	120577.84	412810.59	70.2	68.9	-1.3
21154	120584.15	412910.46	70.2	68.9	-1.3
21155	120589.02	413010.41	70.0	68.7	-1.3
21156	120593.85	413110.36	69.7	68.3	-1.4
21157	120598.68	413210.32	69.6	68.3	-1.3
21158	120603.50	413310.28	69.8	68.5	-1.3
21159	120608.11	413410.24	70.2	68.8	-1.4
21160	120612.58	413510.21	70.7	69.3	-1.4
21161	120617.05	413610.19	71.1	69.7	-1.4
21162	120621.52	413710.16	71.5	70.1	-1.4
21163	120625.99	413810.13	71.8	70.3	-1.5
21164	120634.31	413909.57	71.3	69.9	-1.4
21165	120699.95	413979.60	67.1	65.7	-1.4

Akoestisch onderzoek snelheidsverhoging naar 130 km/h in 2016

Overzicht resultaten

referentiepunt			Geluidproductie- plafond in dB	Geluidproductie in 2016	
ID	X	Y		Waarde	verschil tov GPP
21166	120742.56	414068.03	65.6	64.2	-1.4
21167	120757.57	414166.46	65.6	64.1	-1.5
21168	120678.74	414216.78	70.0	68.6	-1.4
21169	120671.14	414311.07	71.8	70.4	-1.4
21170	120690.31	414409.27	70.1	68.8	-1.3
21171	120712.94	414506.75	70.0	68.6	-1.4
21172	120735.81	414604.17	68.8	67.4	-1.4
21173	120760.04	414701.26	68.7	67.2	-1.5
21174	120784.26	414798.36	70.3	68.8	-1.5
21175	120809.90	414895.09	72.0	70.6	-1.4
21176	120838.00	414991.12	66.5	65.3	-1.2
21177	120870.48	415085.77	71.7	70.3	-1.4
21178	120908.84	415178.18	68.7	67.5	-1.2
21179	120949.38	415269.55	71.0	69.7	-1.3
21180	121028.62	415308.97	67.6	66.3	-1.3
21181	121110.69	415252.14	63.7	62.3	-1.4
21182	121200.14	415211.25	61.2	59.8	-1.4
21183	121293.54	415239.53	59.8	58.4	-1.4
21185	121210.52	415318.00	63.0	61.6	-1.4
21186	121126.32	415369.27	65.8	64.4	-1.4
21187	121046.89	415427.40	70.2	68.9	-1.3
21188	121080.55	415516.68	72.8	71.5	-1.3
21189	121138.20	415598.44	73.1	71.8	-1.3
21190	121198.73	415678.11	73.2	71.9	-1.3
21191	121264.77	415753.30	73.0	71.6	-1.4
21192	121333.30	415826.17	72.9	71.6	-1.3
21193	121405.27	415895.67	72.8	71.4	-1.4
21194	121480.00	415962.22	72.6	71.2	-1.4
21195	121554.98	416028.49	72.3	71.0	-1.3
21196	121629.97	416094.76	70.8	69.4	-1.4
21197	121704.94	416161.04	63.7	62.3	-1.4
21198	121779.92	416227.31	61.8	60.3	-1.5
21199	121854.82	416293.68	62.3	60.8	-1.5
21200	121933.64	416352.39	67.5	66.1	-1.4
21201	122025.33	416359.74	65.1	63.7	-1.4
21202	122082.79	416441.16	67.0	65.6	-1.4
21203	122135.77	416526.06	68.8	67.4	-1.4
21204	122192.40	416608.47	69.8	68.5	-1.3
21205	122252.98	416688.09	69.8	68.4	-1.4
21206	122306.50	416772.58	70.2	68.8	-1.4
21207	122357.49	416858.20	71.0	69.4	-1.6
21208	122414.42	416940.46	71.0	69.3	-1.7
21209	122468.93	417024.38	71.1	69.4	-1.7
21210	122523.66	417108.15	71.0	69.3	-1.7
21211	122577.26	417192.66	70.9	69.2	-1.7
21212	122631.62	417276.68	70.7	69.0	-1.7

Akoestisch onderzoek snelheidsverhoging naar 130 km/h in 2016

Overzicht resultaten

referentiepunt			Geluidproductie- plafond in dB	Geluidproductie in 2016	
ID	X	Y		Waarde	verschil tov GPP
21213	122682.18	417363.03	70.6	68.9	-1.7
21214	122735.21	417447.58	70.2	68.5	-1.7
21215	122777.87	417536.98	70.2	68.5	-1.7
21216	122815.55	417613.51	70.2	68.5	-1.7
21217	122852.39	417694.99	69.7	68.1	-1.6
21218	122884.23	417781.35	70.1	68.4	-1.7
21219	122911.45	417867.75	70.1	68.5	-1.6
21220	122940.32	417957.16	70.5	68.8	-1.7
21221	122968.49	418051.74	70.7	69.1	-1.6
21222	122998.10	418147.30	70.6	69.0	-1.6
21223	123029.20	418242.41	70.7	69.1	-1.6
21224	123059.75	418337.69	71.7	70.0	-1.7
21225	123088.39	418433.57	71.4	69.7	-1.7
21226	123117.72	418529.25	65.4	63.6	-1.8
21227	123146.93	418624.96	62.8	61.0	-1.8
21228	123176.02	418720.71	65.3	63.5	-1.8
21229	123205.09	418816.47	70.6	68.9	-1.7
21230	123231.84	418912.89	71.2	69.5	-1.7
21231	123253.98	419010.46	70.8	69.2	-1.6
21232	123270.80	419109.04	70.8	69.1	-1.7
21233	123283.21	419208.34	71.0	69.3	-1.7
21234	123295.63	419307.64	71.1	69.4	-1.7
21235	123308.03	419406.94	71.0	69.3	-1.7
21236	123319.20	419506.39	71.2	69.5	-1.7
21237	123330.37	419605.84	71.3	69.6	-1.7
21238	123341.53	419705.28	71.4	69.7	-1.7
21239	123352.79	419804.72	71.4	69.7	-1.7
21240	123363.03	419904.20	71.1	69.5	-1.6
21241	123365.29	420004.22	70.9	69.3	-1.6
21242	123369.26	420104.04	70.3	68.8	-1.5
21243	123372.25	420204.00	70.0	68.6	-1.4
21244	123395.68	420300.73	68.2	66.8	-1.4
21245	123431.90	420393.89	66.0	64.6	-1.4
21246	123438.45	420493.25	65.6	64.2	-1.4
21247	123394.18	420582.13	67.6	66.3	-1.3
21248	123358.20	420674.54	69.9	68.7	-1.2
21249	123351.04	420774.34	69.8	68.6	-1.2
21250	123342.87	420874.07	69.7	68.5	-1.2
21251	123335.11	420973.74	69.9	68.7	-1.2
21252	123331.87	421073.76	69.6	68.4	-1.2
21253	123328.95	421173.79	69.8	68.6	-1.2
21254	123328.73	421273.83	69.9	68.7	-1.2
21255	123335.24	421373.66	70.0	68.8	-1.2
21256	123346.72	421473.06	70.1	68.9	-1.2
21257	123359.19	421572.35	70.1	68.9	-1.2
21258	123371.65	421671.64	70.3	69.1	-1.2

Akoestisch onderzoek snelheidsverhoging naar 130 km/h in 2016

Overzicht resultaten

referentiepunt			Geluidproductie- plafond in dB	Geluidproductie in 2016	
ID	X	Y		Waarde	verschil tov GPP
21259	123384.12	421770.94	70.3	69.1	-1.2
21260	123396.59	421870.23	70.2	69.0	-1.2
21261	123409.05	421969.52	70.1	68.8	-1.3
21262	123421.52	422068.81	70.0	68.8	-1.2
21263	123433.99	422168.11	70.1	68.9	-1.2
21264	123446.45	422267.40	70.2	69.0	-1.2
21265	123458.92	422366.69	70.3	69.1	-1.2
21266	123471.39	422465.98	70.1	68.9	-1.2
21267	123483.85	422565.28	70.0	68.8	-1.2
21268	123496.32	422664.57	69.9	68.8	-1.1
21269	123508.78	422763.86	70.0	68.8	-1.2
21270	123521.25	422863.15	69.9	68.8	-1.1
21271	123533.71	422962.45	70.0	68.8	-1.2
21272	123546.19	423061.74	70.1	68.9	-1.2
21273	123558.65	423161.03	70.2	69.0	-1.2
21274	123571.12	423260.32	70.0	68.8	-1.2
21275	123583.59	423359.61	70.3	69.2	-1.1
21276	123596.05	423458.91	69.4	68.2	-1.2
21277	123608.52	423558.20	70.1	68.9	-1.2
21278	123629.55	423655.37	69.0	67.7	-1.3
21887	121215.43	411551.98	69.2	68.3	-0.9
21888	121124.55	411510.09	69.1	68.2	-0.9
21889	121033.67	411468.19	69.1	68.2	-0.9
21890	120942.75	411426.39	68.9	68.0	-0.9
21891	120851.63	411385.03	69.0	68.1	-0.9
21892	120760.50	411343.66	69.2	68.3	-0.9
21893	120669.38	411302.30	69.2	68.3	-0.9
21894	120577.10	411263.65	68.9	67.9	-1.0
21895	120483.68	411227.83	68.2	67.1	-1.1
21896	120388.88	411195.80	69.1	67.9	-1.2
22267	123504.99	423688.13	69.7	68.4	-1.3
22268	123490.51	423589.16	70.0	68.9	-1.1
22269	123477.04	423490.00	70.0	68.9	-1.1
22270	123464.35	423390.74	70.1	68.9	-1.2
22271	123452.00	423291.44	70.0	68.9	-1.1
22272	123439.66	423192.14	70.1	69.0	-1.1
22273	123427.31	423092.84	70.0	68.9	-1.1
22274	123414.97	422993.53	69.9	68.8	-1.1
22275	123402.62	422894.23	69.9	68.7	-1.2
22276	123390.27	422794.93	69.8	68.7	-1.1
22277	123377.92	422695.63	69.9	68.8	-1.1
22278	123365.58	422596.32	70.0	68.9	-1.1
22279	123353.15	422497.03	70.1	69.0	-1.1
22280	123340.51	422397.77	70.1	69.0	-1.1
22281	123327.88	422298.50	70.1	69.0	-1.1
22282	123315.24	422199.23	70.1	68.9	-1.2

Akoestisch onderzoek snelheidsverhoging naar 130 km/h in 2016

Overzicht resultaten

referentiepunt			Geluidproductie- plafond in dB	Geluidproductie in 2016	
ID	X	Y		Waarde	verschil tov GPP
22283	123302.61	422099.97	70.0	68.9	-1.1
22284	123289.98	422000.70	70.0	68.9	-1.1
22285	123277.34	421901.44	70.1	68.9	-1.2
22286	123264.71	421802.17	70.3	69.1	-1.2
22287	123252.08	421702.90	70.3	69.2	-1.1
22288	123239.87	421603.59	70.0	68.9	-1.1
22289	123228.22	421504.20	69.4	68.3	-1.1
22290	123216.57	421404.81	63.9	62.8	-1.1
22291	123208.44	421305.10	60.4	59.1	-1.3
22292	123207.27	421205.04	59.8	58.5	-1.3
22293	123207.39	421104.99	60.1	58.8	-1.3
22294	123209.66	421004.95	61.3	60.0	-1.3
22295	123212.16	420904.91	65.3	64.1	-1.2
22296	123211.57	420804.93	69.7	68.5	-1.2
22297	123204.98	420705.09	69.7	68.5	-1.2
22298	123179.78	420609.08	66.9	65.7	-1.2
22299	123140.51	420517.33	64.0	62.7	-1.3
22301	123231.21	420376.19	67.7	66.3	-1.4
22302	123236.50	420276.27	68.9	67.5	-1.4
22303	123240.80	420176.29	66.6	65.1	-1.5
22304	123241.96	420076.24	69.6	68.1	-1.5
22305	123242.18	419976.17	70.8	69.3	-1.5
22306	123240.16	419876.17	71.2	69.6	-1.6
22307	123230.69	419776.56	71.3	69.7	-1.6
22308	123220.25	419677.04	71.2	69.6	-1.6
22309	123208.87	419577.63	71.2	69.6	-1.6
22310	123195.38	419478.47	71.0	69.4	-1.6
22311	123182.93	419379.19	70.9	69.3	-1.6
22312	123172.64	419279.66	71.0	69.4	-1.6
22313	123160.56	419180.34	70.8	69.2	-1.6
22314	123146.33	419081.29	70.6	69.0	-1.6
22315	123126.60	418983.22	70.5	68.9	-1.6
22316	123099.52	418886.96	65.8	64.1	-1.7
22317	123071.28	418790.96	60.7	59.0	-1.7
22318	123042.33	418695.17	59.5	57.7	-1.8
22319	123013.11	418599.46	60.1	58.3	-1.8
22320	122984.03	418503.72	63.9	62.2	-1.7
22321	122955.78	418407.72	70.9	69.2	-1.7
22322	122926.37	418312.08	70.9	69.3	-1.6
22323	122896.69	418216.51	70.7	69.1	-1.6
22324	122867.21	418120.89	70.6	69.0	-1.6
22325	122837.48	418025.34	70.4	68.9	-1.5
22326	122806.69	417930.13	70.1	68.6	-1.5
22327	122775.39	417835.09	69.9	68.3	-1.6
22328	122738.87	417741.97	69.6	68.0	-1.6
22329	122696.14	417651.55	69.7	68.1	-1.6

Akoestisch onderzoek snelheidsverhoging naar 130 km/h in 2016

Overzicht resultaten

referentiepunt			Geluidproductie- plafond in dB	Geluidproductie in 2016	
ID	X	Y		Waarde	verschil tov GPP
22330	122649.74	417562.89	70.4	68.9	-1.5
22331	122599.71	417476.14	70.3	68.7	-1.6
22332	122553.86	417394.22	70.5	68.9	-1.6
22333	122503.57	417308.45	69.8	68.2	-1.6
22334	122451.14	417225.14	70.6	69.0	-1.6
22335	122397.81	417140.47	70.7	69.1	-1.6
22336	122344.45	417055.82	70.9	69.3	-1.6
22337	122288.45	416972.89	70.8	69.2	-1.6
22338	122232.45	416889.96	70.9	69.4	-1.5
22339	122173.55	416809.07	71.0	69.7	-1.3
22340	122113.13	416729.31	71.6	70.2	-1.4
22341	122038.05	416663.78	70.3	68.9	-1.4
22342	121955.89	416606.76	68.6	67.2	-1.4
22343	121868.44	416558.33	66.9	65.5	-1.4
22344	121809.67	416478.41	68.0	66.6	-1.4
22345	121746.94	416400.71	68.8	67.4	-1.4
22346	121677.23	416329.10	66.6	65.3	-1.3
22347	121610.62	416254.48	63.7	62.2	-1.5
22348	121542.84	416180.90	63.5	62.1	-1.4
22349	121468.88	416113.56	63.2	61.8	-1.4
22350	121394.44	416046.69	63.0	61.6	-1.4
22351	121320.34	415979.44	62.6	61.2	-1.4
22352	121248.25	415910.09	61.8	60.3	-1.5
22353	121178.82	415838.04	62.2	60.7	-1.5
22354	121112.73	415762.93	61.3	59.8	-1.5
22355	121051.23	415684.02	61.9	60.5	-1.4
22356	120993.73	415602.13	64.2	62.7	-1.5
22357	120939.05	415518.35	69.5	68.2	-1.3
22358	120890.87	415430.71	70.8	69.5	-1.3
22359	120846.37	415341.10	70.6	69.3	-1.3
22360	120804.76	415250.10	71.7	70.4	-1.3
22361	120763.47	415158.95	71.2	69.9	-1.3
22362	120728.47	415065.21	69.7	68.3	-1.4
22363	120698.23	414969.85	70.2	68.8	-1.4
22364	120671.80	414873.34	69.8	68.5	-1.3
22365	120648.10	414776.12	68.3	66.9	-1.4
22366	120624.55	414678.87	68.3	66.9	-1.4
22367	120600.70	414581.69	68.3	66.8	-1.5
22368	120577.00	414484.47	70.9	69.5	-1.4
22369	120555.43	414386.77	70.0	68.7	-1.3
22370	120537.71	414288.31	71.6	70.2	-1.4
22371	120525.76	414188.99	71.7	70.3	-1.4
22372	120491.46	414102.45	68.5	67.1	-1.4
22373	120396.39	414108.45	64.0	62.6	-1.4
22374	120378.43	414023.03	64.1	62.7	-1.4
22375	120461.22	413968.31	67.6	66.2	-1.4


Akoestisch onderzoek snelheidsverhoging naar 130 km/h in 2016

Overzicht resultaten

referentiepunt			Geluidproductie- plafond in dB	Geluidproductie in 2016	
ID	X	Y		Waarde	verschil tov GPP
22376	120509.50	413895.68	71.8	70.4	-1.4
22377	120504.76	413795.72	71.8	70.3	-1.5
22378	120500.02	413695.77	71.5	70.1	-1.4
22379	120495.28	413595.81	71.1	69.8	-1.3
22380	120490.54	413495.86	70.7	69.3	-1.4
22381	120485.81	413395.90	69.7	68.4	-1.3
22382	120481.08	413295.95	69.8	68.5	-1.3
22383	120476.36	413195.99	69.7	68.3	-1.4
22384	120471.64	413096.04	69.7	68.4	-1.3
22385	120466.91	412996.08	61.5	60.0	-1.5
22386	120462.19	412896.13	62.2	60.7	-1.5
22387	120456.34	412796.24	62.6	61.1	-1.5
22388	120448.70	412696.47	63.3	61.9	-1.4
22389	120435.46	412597.29	62.8	61.3	-1.5
22390	120419.35	412498.56	62.5	61.0	-1.5
22391	120400.85	412400.22	63.5	62.0	-1.5
22392	120380.62	412302.22	68.7	67.3	-1.4
22393	120360.76	412204.14	70.9	69.5	-1.4
22394	120341.30	412105.99	70.3	69.0	-1.3
22395	120321.65	412007.87	65.9	64.5	-1.4
22396	120301.86	411909.78	65.7	64.3	-1.4
22397	120282.22	411811.66	65.6	64.1	-1.5
22398	120262.63	411713.53	64.3	62.8	-1.5
22399	120242.97	411615.41	63.5	61.9	-1.6
22400	120222.75	411517.41	63.3	61.7	-1.6
22401	120193.01	411422.01	61.5	60.0	-1.5
22402	120155.69	411329.26	60.7	59.2	-1.5
22403	120107.93	411241.44	61.4	60.0	-1.4
22404	120064.30	411151.40	63.5	62.2	-1.3
22405	120003.10	411080.39	64.6	63.6	-1.0

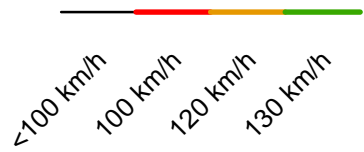
Bijlage 9

Titel	Traject A27 vzw. Blommendaal - knp. Everdingen
Omvang	19 pagina's
Bron	Silence / GIS
Toelichting	Uitgangspunten en resultaten van de toetsing op referentiepunten

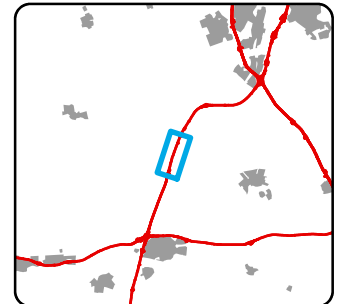
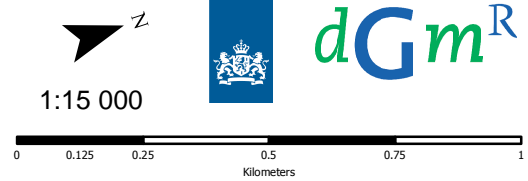


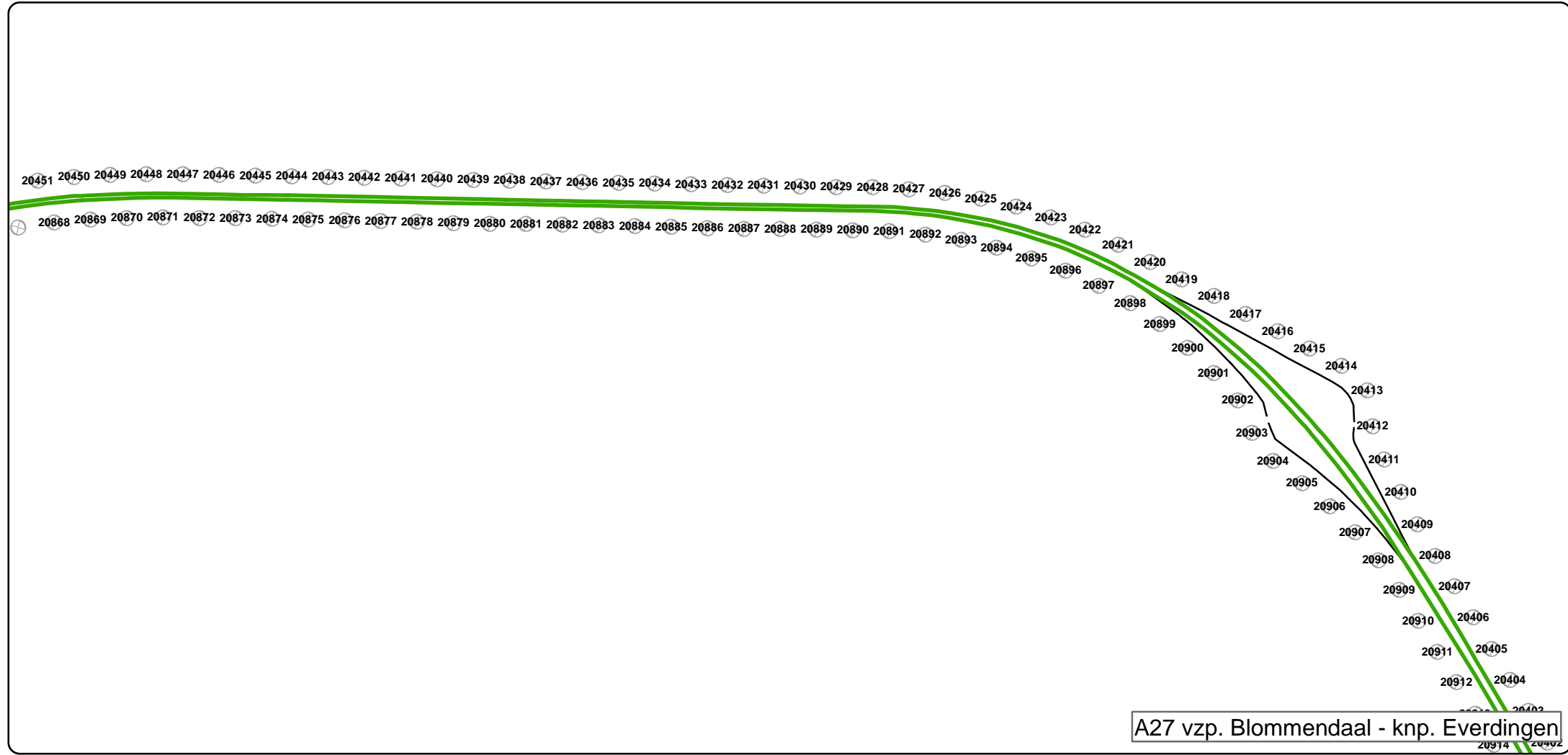
Legenda

Snelheidsbeeld na snelheidsverhoging



- Onderzoeksgrens
- ⊗ Referentiepunt





Legenda

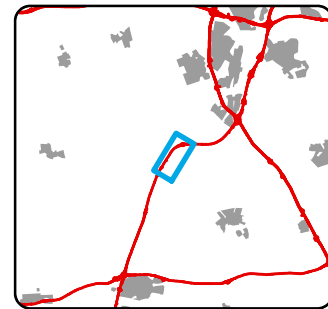
Snelheidsbeeld na snelheidsverhoging


- <100 km/h
- 100 km/h
- 120 km/h
- 130 km/h

- Onderzoeksgrens
- Referentiepunt

1:15 000

Kilometers





Legenda

Snelheidsbeeld na snelheidsverhoging

— Onderzoeksgrens

⊗ Referentiepunt

<100 km/h

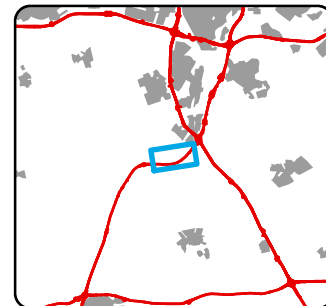
100 km/h

120 km/h

130 km/h

1:15 000

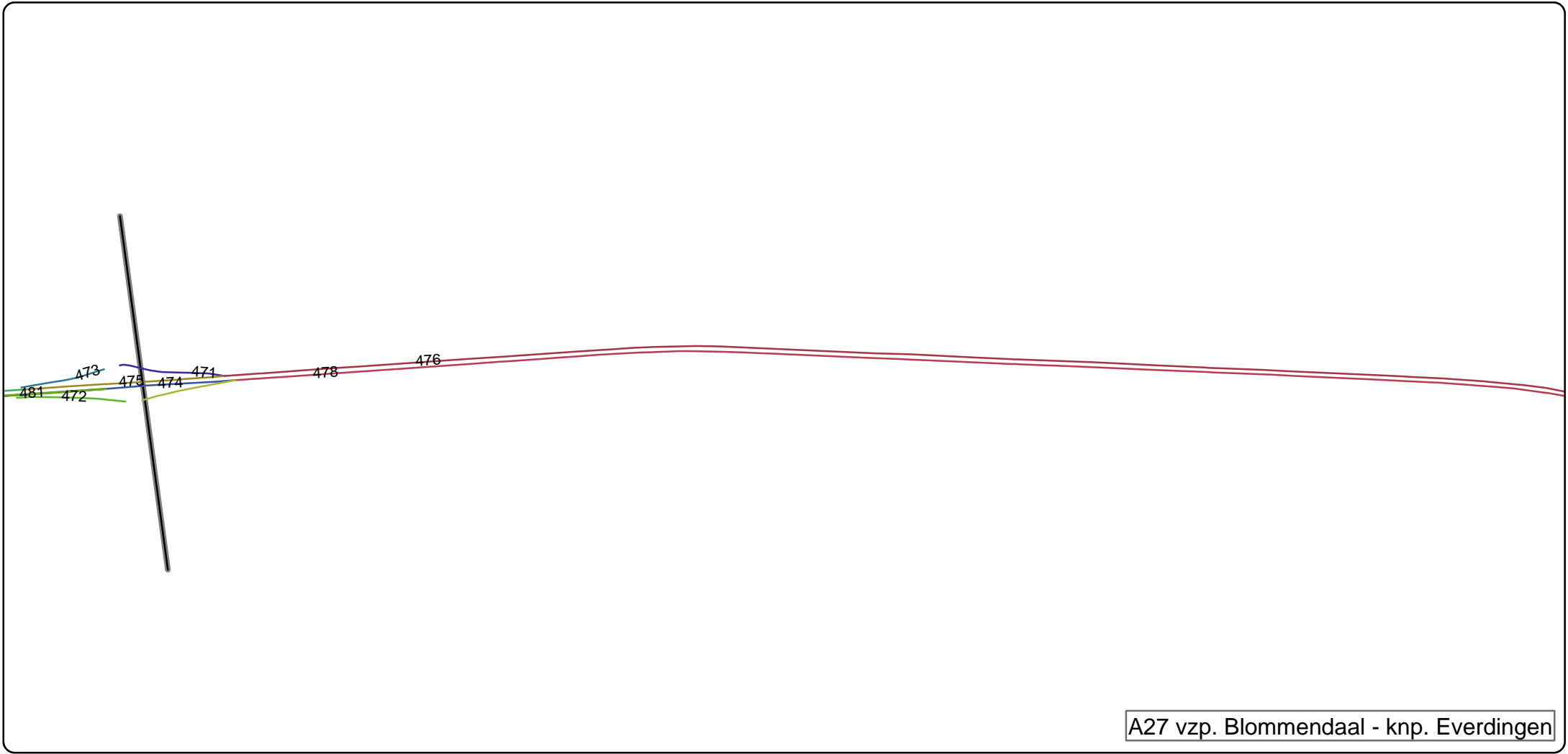
Kilometers



Akoestisch onderzoek snelheidsverhoging naar 130 km/h in 2016

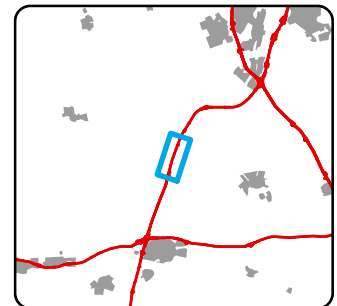

Uurintensiteiten

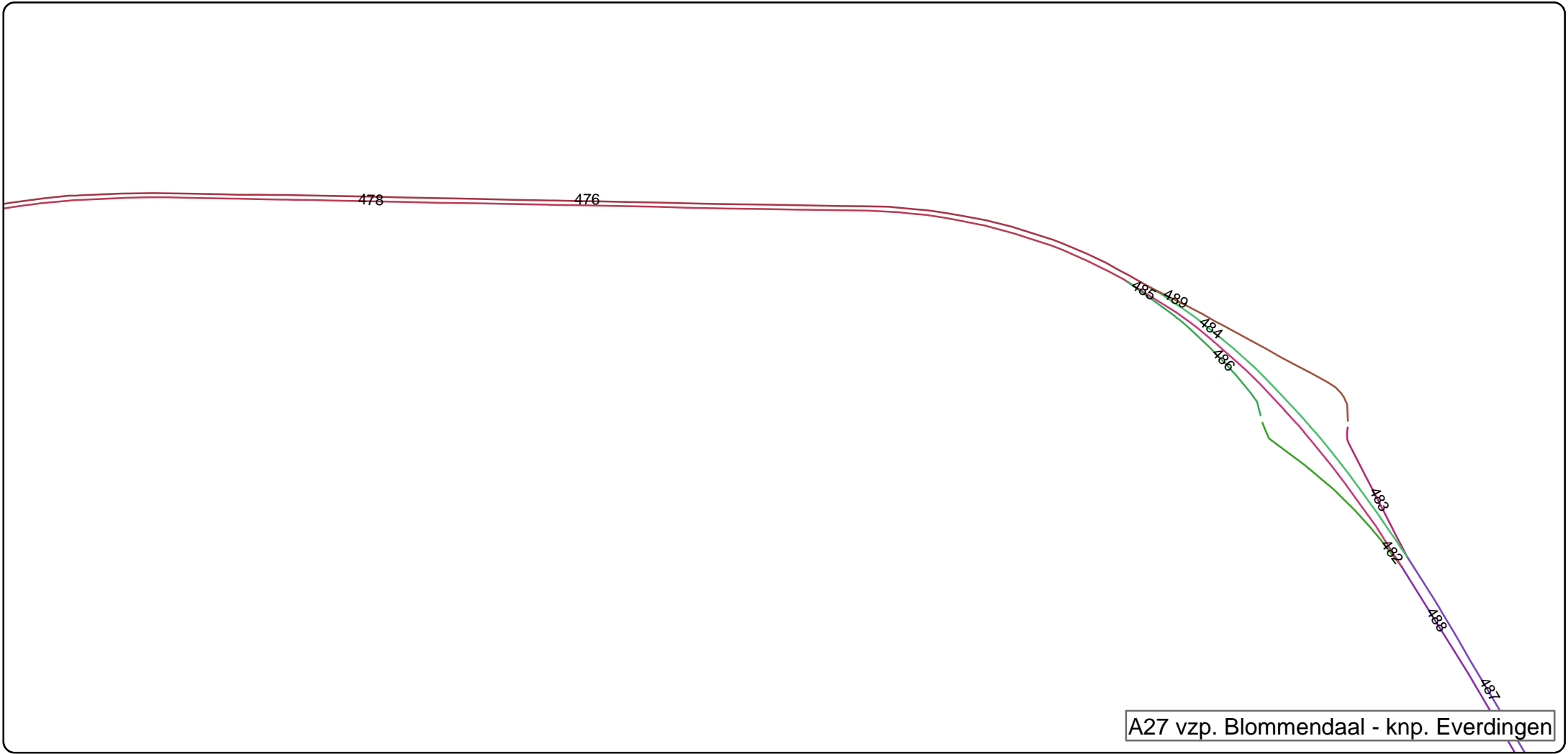
peiljaar 2016									
ID	Dag			Avond			Nacht		
	Lichte mvt.	middelzware	zware mvt.	Lichte mvt.	middelzware mvt.	zware mvt.	Lichte mvt.	middelzware mvt.	zware mvt.
471	154.6	28.7	58.6	70.3	11.4	32.4	33.6	8.9	22.1
472	165.0	26.1	58.7	81.8	6.8	27.4	21.8	5.9	20.3
473	199.7	26.2	64.1	82.5	6.6	30.6	53.5	11.3	28.5
474	2 021.0	141.0	217.0	1 088.0	51.0	104.0	407.0	51.0	106.0
475	2 062.0	133.0	215.0	1 297.0	41.0	101.0	377.0	34.0	87.0
476	2 295.0	152.0	234.0	1 392.0	46.0	106.0	416.0	38.0	91.0
477	2 303.0	146.0	228.0	1 440.0	44.0	105.0	419.0	37.0	92.0
478	2 309.0	160.0	234.0	1 215.0	55.0	109.0	447.0	56.0	113.0
479	305.9	15.9	34.4	160.9	6.4	20.3	65.5	4.8	12.7
480	673.7	-	-	362.7	-	-	135.7	-	-
481	673.7	70.5	108.5	362.7	25.5	52.0	135.7	25.5	53.0
482	119.9	20.6	20.8	68.7	10.3	14.8	21.0	3.3	4.9
483	126.4	18.3	18.7	63.4	7.4	10.8	23.7	2.8	4.6
484	2 235.0	151.0	233.0	1 364.0	46.0	106.0	407.0	38.0	91.0
485	2 248.0	156.0	230.0	1 191.0	55.0	108.0	437.0	55.0	111.0
486	23.3	1.3	3.9	11.6	0.5	2.1	8.1	0.6	1.4
487	2 397.0	165.0	245.0	1 427.0	49.0	110.0	431.0	41.0	94.0
488	2 400.0	166.0	239.0	1 280.0	57.0	112.0	464.0	57.0	115.0
489	30.5	1.6	2.8	19.0	0.9	2.0	7.6	0.5	0.9
490	1 008.0	72.0	93.0	548.0	23.0	39.0	227.0	29.0	51.0
491	1 008.0	79.0	92.0	605.0	23.0	39.0	189.0	20.0	47.0
492	1 389.0	86.0	153.0	822.0	26.0	71.0	242.0	21.0	46.0
493	1 392.0	94.0	146.0	732.0	34.0	73.0	238.0	28.0	64.0
48	-	-	-	-	-	-	-	-	-



Legenda

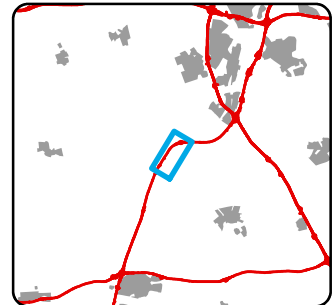
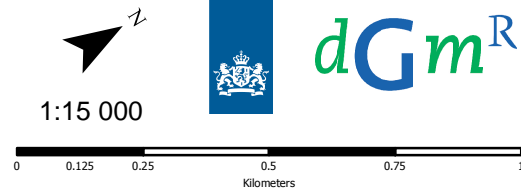
— Onderzoeksgrens

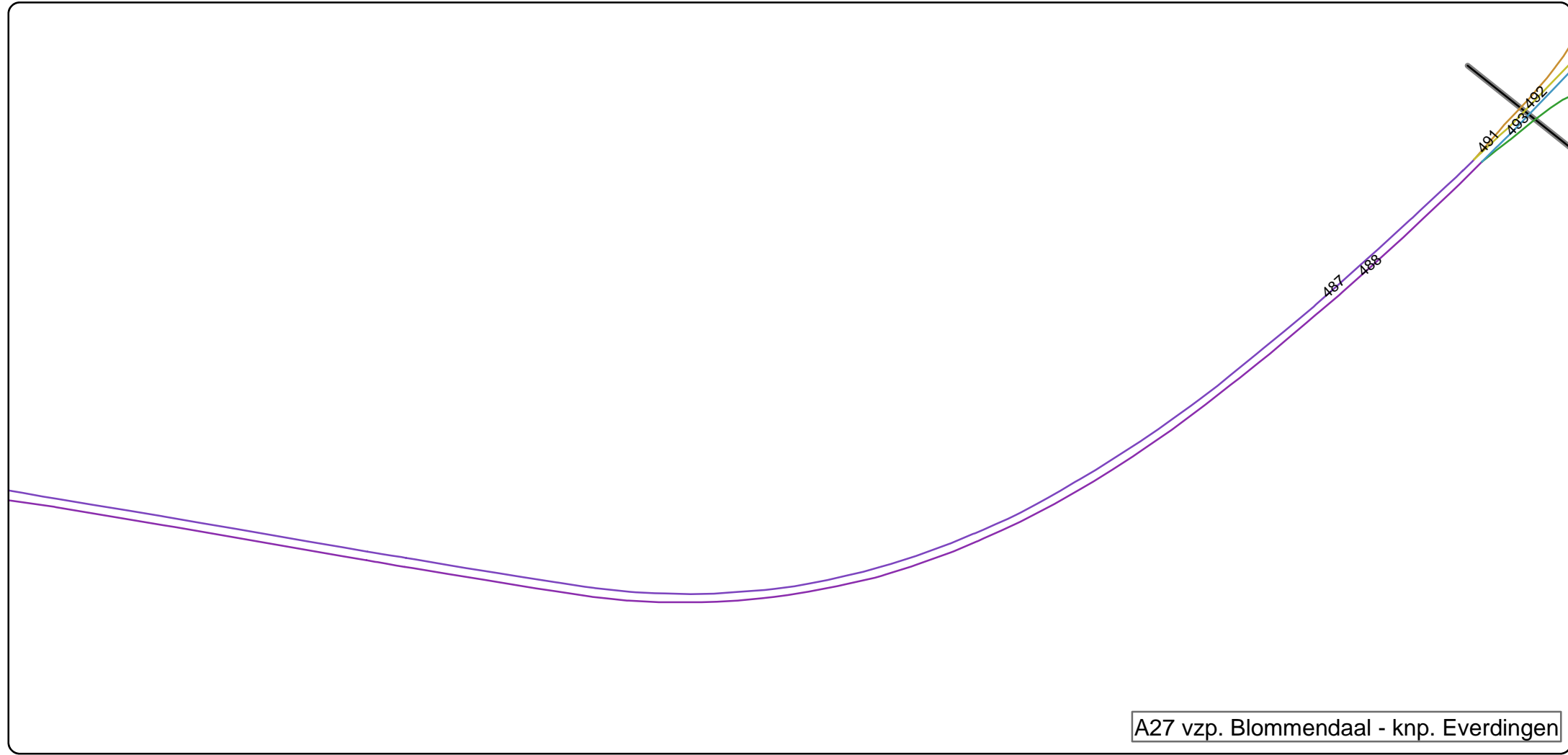




Legenda

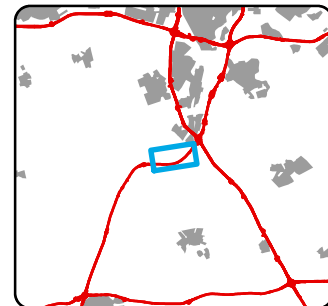

— Onderzoeksgrens

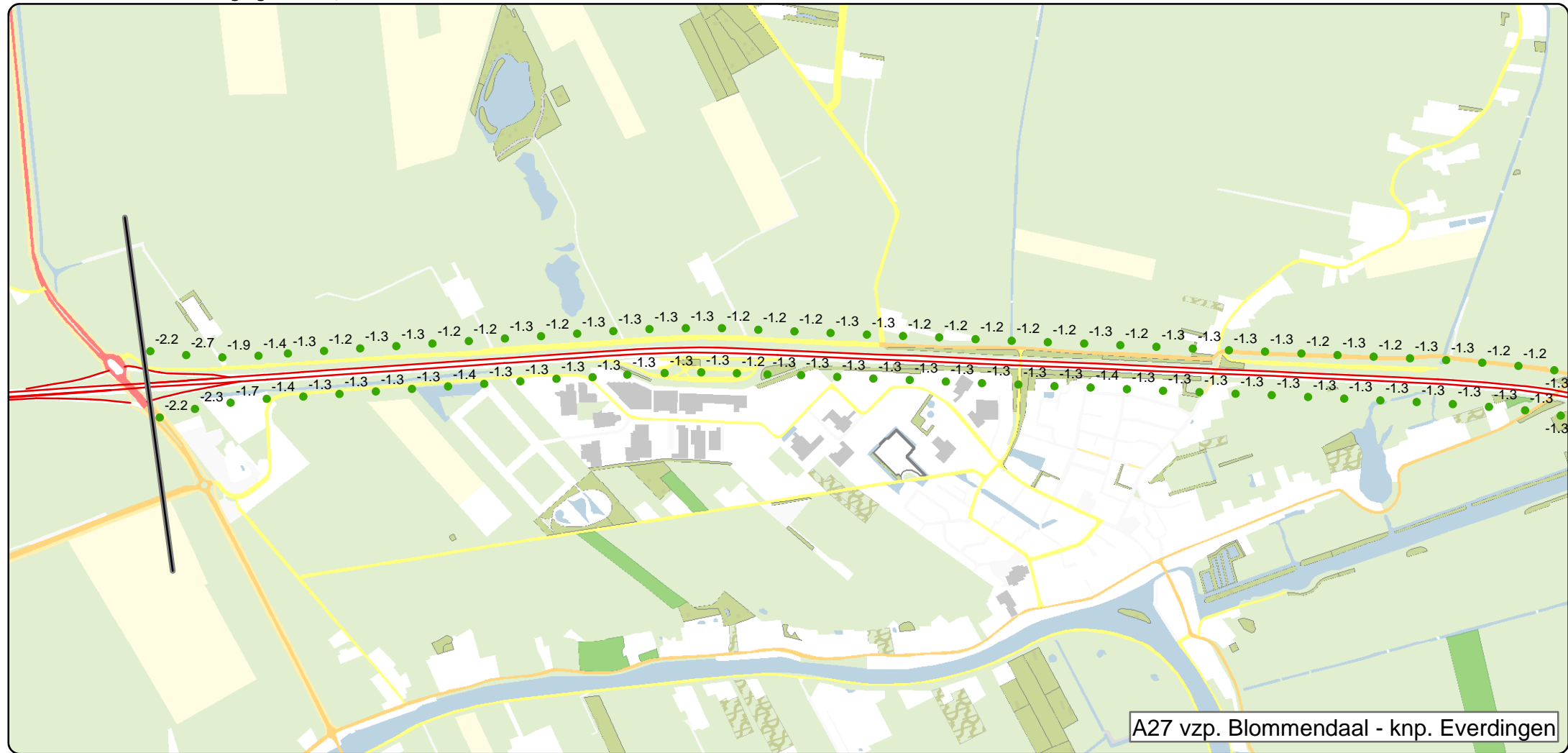




Legenda

— Onderzoeksgrens

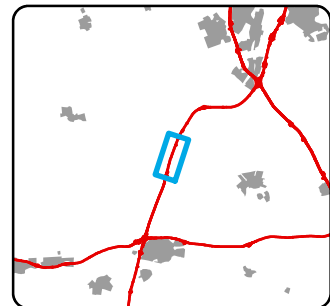
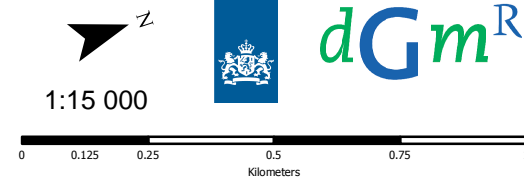


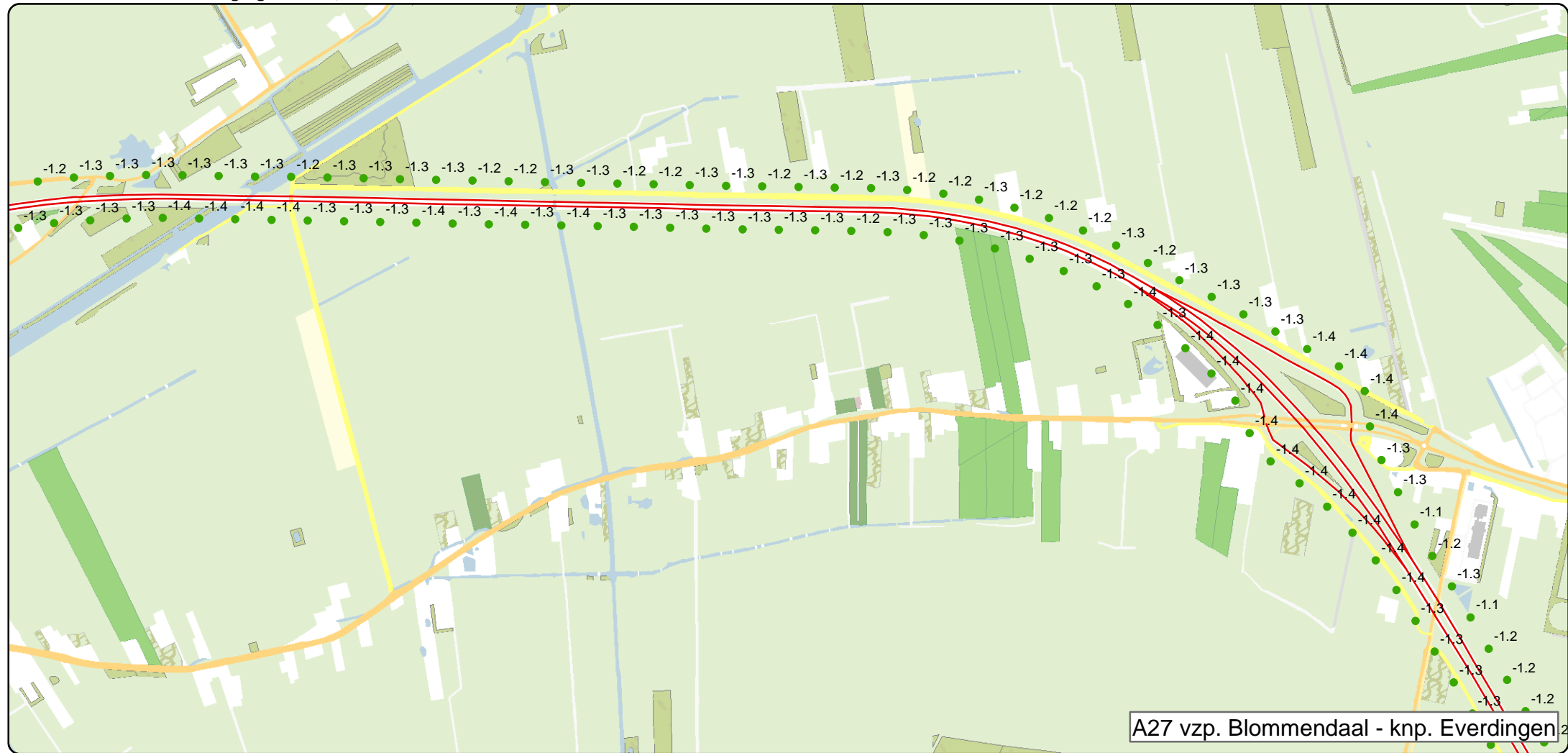


**Legenda
Verschil met GPP**

- tot en met 0.6 dB onder GPP
- 0.5 dB onder GPP tot en met 0.3 dB onder GGP
- 0.2 dB onder GPP tot en met GPP
- Overschrijding van GPP

- Onderzoeksgrens
- Rijkswegen

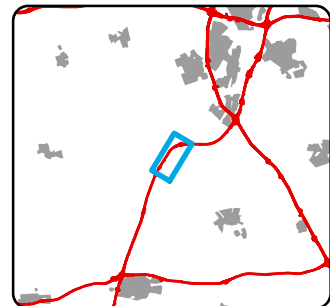





**Legenda
Verschil met GPP**

- tot en met 0.6 dB onder GPP
- 0.5 dB onder GPP tot en met 0.3 dB onder GGP
- 0.2 dB onder GPP tot en met GPP
- Overschrijding van GPP

- Onderzoeksgrens
- Rijkswegen

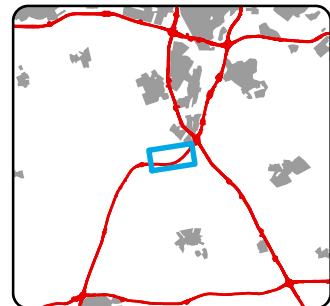



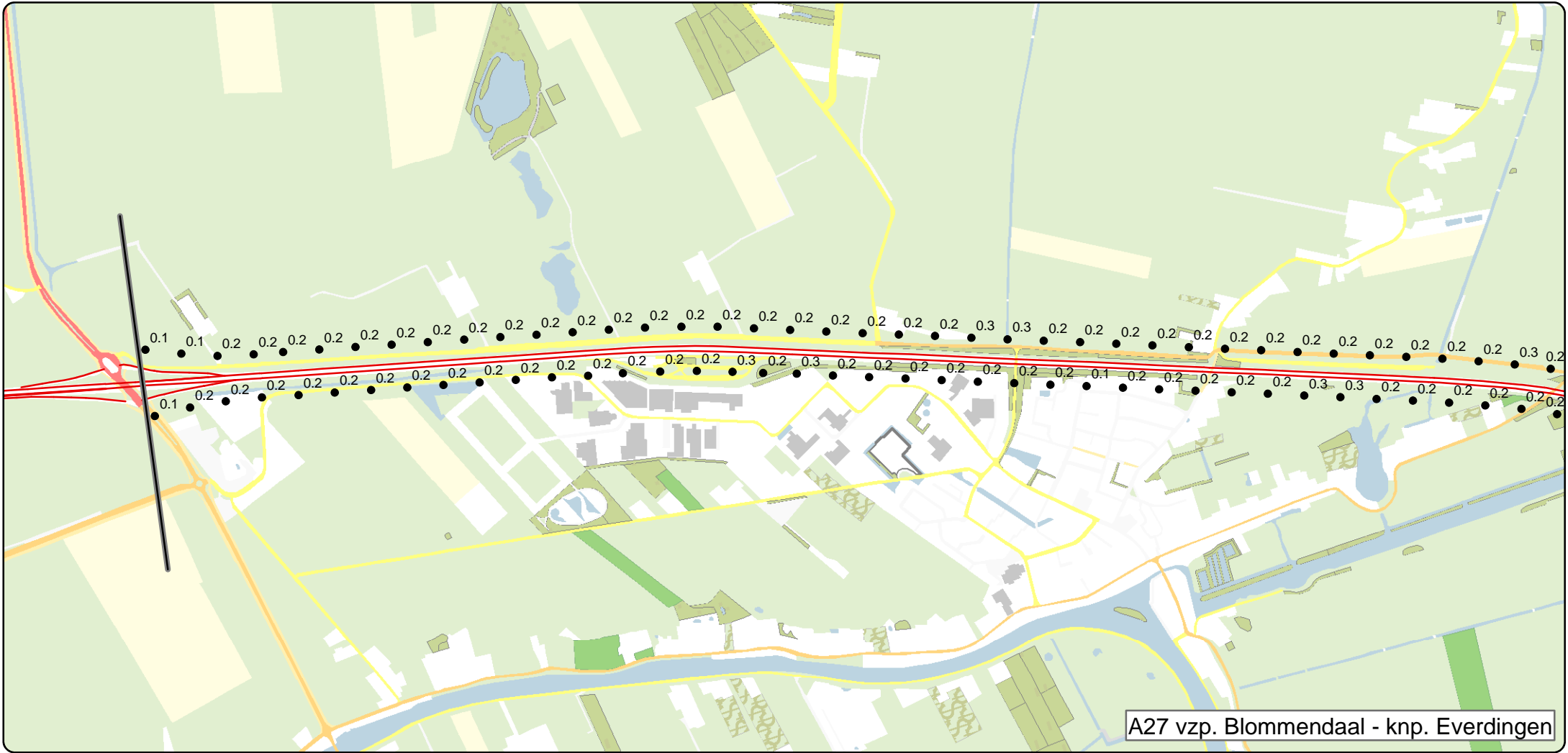


**Legenda
Verschil met GPP**

- tot en met 0.6 dB onder GPP
- 0.5 dB onder GPP tot en met 0.3 dB onder GGP
- 0.2 dB onder GPP tot en met GPP
- Overschrijding van GPP

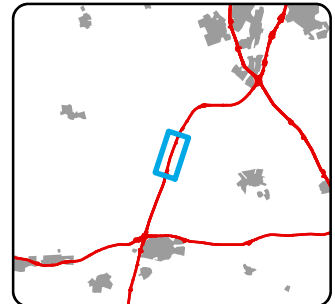
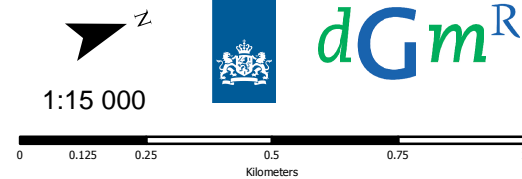
- Onderzoeksgrens
- Rijkswegen





Legenda

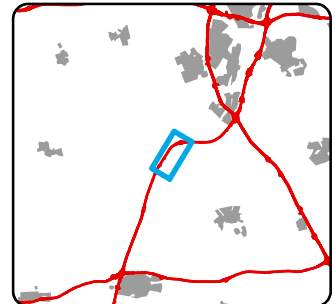

- Toename geluidproductie door snelheidsverhoging
- Onderzoeksgrens
- Rijkswegen





Legenda

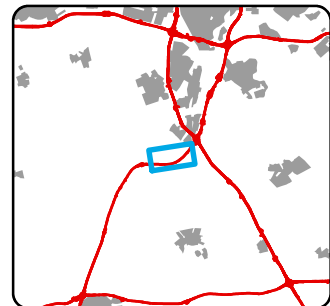

- Toename geluidproductie door snelheidsverhoging
- Onderzoeksgrens
- Rijkswegen





Legenda

- Toename geluidproductie door snelheidsverhoging
- Onderzoeksgrens
- Rijkswegen



Akoestisch onderzoek snelheidsverhoging naar 130 km/h in 2016

Overzicht resultaten

referentiepunt			Geluidproductie- plafond in dB	Geluidproductie in 2016	
ID	X	Y		Waarde	verschil tov GPP
20365	134720.71	442200.58	71.3	70.1	-1.2
20366	134658.01	442122.66	70.5	69.3	-1.2
20367	134595.22	442044.80	70.5	69.3	-1.2
20368	134531.87	441967.40	70.4	69.3	-1.1
20369	134466.21	441891.96	70.2	69.1	-1.1
20370	134399.69	441817.26	70.3	69.1	-1.2
20371	134333.05	441742.68	70.7	69.5	-1.2
20372	134264.75	441669.63	70.7	69.5	-1.2
20373	134194.10	441598.84	70.7	69.5	-1.2
20374	134122.01	441529.51	70.7	69.5	-1.2
20375	134047.20	441463.13	70.6	69.4	-1.2
20376	133971.20	441398.13	70.7	69.5	-1.2
20377	133893.58	441335.05	70.8	69.6	-1.2
20378	133813.66	441274.96	70.6	69.4	-1.2
20379	133729.98	441220.18	70.9	69.8	-1.1
20380	133644.53	441168.24	69.5	68.3	-1.2
20381	133556.82	441120.19	70.2	69.0	-1.2
20382	133466.69	441076.85	70.7	69.6	-1.1
20383	133374.53	441038.03	70.8	69.6	-1.2
20384	133280.76	441003.29	70.8	69.7	-1.1
20385	133185.08	440974.26	70.9	69.7	-1.2
20386	133087.68	440951.50	70.9	69.7	-1.2
20387	132989.55	440932.35	71.2	70.0	-1.2
20388	132890.39	440919.28	71.3	70.1	-1.2
20389	132790.74	440911.15	71.5	70.3	-1.2
20390	132690.82	440907.25	71.4	70.2	-1.2
20391	132590.80	440907.25	71.1	69.9	-1.2
20392	132490.80	440906.03	71.2	70.0	-1.2
20393	132390.80	440905.50	69.8	68.7	-1.1
20394	132290.78	440906.47	69.3	68.2	-1.1
20395	132190.77	440907.50	70.4	69.2	-1.2
20396	132090.75	440907.83	69.9	68.8	-1.1
20397	131990.74	440909.18	69.5	68.3	-1.2
20398	131890.73	440910.55	70.4	69.2	-1.2
20399	131790.71	440911.91	71.3	70.1	-1.2
20400	131690.70	440913.26	71.4	70.2	-1.2
20401	131590.69	440914.61	71.6	70.4	-1.2
20402	131490.68	440915.71	71.6	70.4	-1.2
20403	131390.66	440916.32	71.3	70.1	-1.2
20404	131290.64	440916.93	71.6	70.4	-1.2
20405	131190.62	440917.64	71.5	70.3	-1.2
20406	131090.62	440919.50	69.7	68.6	-1.1
20407	130990.60	440919.35	71.7	70.4	-1.3
20408	130890.62	440916.68	71.2	70.0	-1.2
20409	130790.80	440919.07	68.4	67.3	-1.1
20410	130691.01	440925.85	69.5	68.2	-1.3

Akoestisch onderzoek snelheidsverhoging naar 130 km/h in 2016

Overzicht resultaten

referentiepunt			Geluidproductie- plafond in dB	Geluidproductie in 2016	
ID	X	Y		Waarde	verschil tov GPP
20411	130591.21	440932.56	68.6	67.3	-1.3
20412	130495.45	440953.33	66.6	65.2	-1.4
20413	130404.27	440991.16	64.6	63.2	-1.4
20414	130309.31	440965.19	64.8	63.4	-1.4
20415	130223.30	440914.14	65.8	64.4	-1.4
20416	130136.97	440863.67	67.3	66.0	-1.3
20417	130050.74	440812.99	68.6	67.3	-1.3
20418	129964.27	440762.78	69.8	68.5	-1.3
20419	129879.31	440710.05	70.7	69.4	-1.3
20420	129792.76	440660.05	70.8	69.6	-1.2
20421	129706.39	440609.65	71.2	69.9	-1.3
20422	129624.15	440552.78	71.2	70.0	-1.2
20423	129546.45	440489.92	71.3	70.1	-1.2
20424	129472.24	440422.90	71.3	70.1	-1.2
20425	129403.16	440350.61	71.4	70.1	-1.3
20426	129337.97	440274.76	71.2	70.0	-1.2
20427	129278.00	440194.76	71.3	70.1	-1.2
20428	129222.72	440111.46	71.3	70.0	-1.3
20429	129169.75	440026.62	71.4	70.2	-1.2
20430	129116.81	439941.76	71.4	70.1	-1.3
20431	129063.87	439856.90	71.3	70.1	-1.2
20432	129010.92	439772.04	71.2	69.9	-1.3
20433	128957.65	439687.39	71.3	70.0	-1.3
20434	128904.32	439602.77	71.5	70.3	-1.2
20435	128851.00	439518.15	71.4	70.2	-1.2
20436	128797.93	439433.36	71.6	70.3	-1.3
20437	128744.64	439348.72	71.6	70.3	-1.3
20438	128691.34	439264.08	71.4	70.2	-1.2
20439	128638.05	439179.45	71.5	70.3	-1.2
20440	128584.75	439094.81	71.6	70.3	-1.3
20441	128531.45	439010.17	72.1	70.8	-1.3
20442	128478.16	438925.53	72.1	70.8	-1.3
20443	128424.86	438840.89	72.1	70.8	-1.3
20444	128371.57	438756.25	71.9	70.7	-1.2
20445	128319.70	438670.73	72.2	70.9	-1.3
20446	128266.74	438585.88	72.2	70.9	-1.3
20447	128213.66	438501.11	72.4	71.1	-1.3
20448	128161.52	438415.76	72.3	71.0	-1.3
20449	128112.27	438328.73	72.1	70.8	-1.3
20450	128064.35	438240.94	71.7	70.4	-1.3
20451	128022.43	438150.15	71.8	70.6	-1.2
20452	127983.17	438058.16	72.0	70.8	-1.2
20453	127945.52	437965.49	71.8	70.5	-1.3
20454	127910.11	437871.95	72.0	70.7	-1.3
20455	127874.87	437778.35	71.8	70.6	-1.2
20456	127839.64	437684.73	71.8	70.5	-1.3

Akoestisch onderzoek snelheidsverhoging naar 130 km/h in 2016

Overzicht resultaten

referentiepunt			Geluidproductie- plafond in dB	Geluidproductie in 2016	
ID	X	Y		Waarde	verschil tov GPP
20457	127804.41	437591.12	71.6	70.4	-1.2
20458	127769.08	437497.55	71.3	70.0	-1.3
20459	127734.51	437403.70	71.8	70.5	-1.3
20460	127699.18	437310.12	71.7	70.4	-1.3
20461	127663.68	437216.61	71.5	70.2	-1.3
20462	127628.19	437123.10	71.3	70.1	-1.2
20463	127593.11	437029.44	70.9	69.6	-1.3
20464	127558.85	436935.47	70.1	68.9	-1.2
20465	127524.27	436841.61	68.9	67.7	-1.2
20466	127488.89	436748.06	70.4	69.2	-1.2
20467	127453.50	436654.51	70.4	69.2	-1.2
20468	127418.70	436560.74	71.2	70.0	-1.2
20469	127384.62	436466.71	71.5	70.2	-1.3
20470	127349.47	436373.07	71.3	70.0	-1.3
20471	127314.33	436279.42	71.3	70.1	-1.2
20472	127279.19	436185.78	70.8	69.6	-1.2
20473	127244.04	436092.14	70.8	69.6	-1.2
20474	127213.34	435996.96	70.8	69.5	-1.3
20475	127184.78	435901.11	70.9	69.6	-1.3
20476	127159.38	435804.38	71.0	69.7	-1.3
20477	127135.02	435707.37	71.1	69.8	-1.3
20478	127110.65	435610.36	71.1	69.9	-1.2
20479	127086.29	435513.35	71.2	69.9	-1.3
20480	127061.92	435416.34	71.2	70.0	-1.2
20481	127037.56	435319.34	71.2	70.0	-1.2
20482	127013.19	435222.33	71.3	70.0	-1.3
20483	126988.83	435125.32	71.3	70.0	-1.3
20484	126964.46	435028.31	71.3	70.1	-1.2
20485	126940.42	434931.23	71.4	70.1	-1.3
20834	127066.19	434935.36	71.3	70.0	-1.3
20835	127090.43	435032.40	71.4	70.1	-1.3
20836	127114.66	435129.45	71.4	70.1	-1.3
20837	127138.90	435226.50	71.3	70.0	-1.3
20838	127163.13	435323.54	71.3	69.9	-1.4
20839	127187.37	435420.59	71.2	69.9	-1.3
20840	127211.60	435517.64	71.3	70.0	-1.3
20841	127235.66	435614.73	71.2	69.9	-1.3
20842	127262.30	435710.80	70.7	69.4	-1.3
20843	127285.26	435804.45	70.1	68.8	-1.3
20844	127313.21	435903.50	70.6	69.3	-1.3
20845	127342.12	436000.01	70.9	69.6	-1.3
20846	127375.33	436092.61	70.9	69.7	-1.2
20847	127404.56	436172.35	70.8	69.5	-1.3
20848	127434.68	436259.45	71.5	70.2	-1.3
20849	127470.26	436352.93	71.4	70.1	-1.3
20850	127505.20	436446.66	71.4	70.1	-1.3

Akoestisch onderzoek snelheidsverhoging naar 130 km/h in 2016

Overzicht resultaten

referentiepunt			Geluidproductie- plafond in dB	Geluidproductie in 2016	
ID	X	Y		Waarde	verschil tov GPP
20851	127540.14	436540.38	71.2	69.9	-1.3
20852	127575.08	436634.11	71.0	69.7	-1.3
20853	127610.02	436727.83	70.3	69.0	-1.3
20854	127644.78	436821.62	70.0	68.7	-1.3
20855	127679.50	436915.42	63.4	62.1	-1.3
20856	127714.40	437009.17	63.2	61.8	-1.4
20857	127749.34	437102.89	62.6	61.3	-1.3
20858	127784.29	437196.61	63.2	61.9	-1.3
20859	127819.24	437290.34	63.6	62.3	-1.3
20860	127854.10	437384.09	64.7	63.4	-1.3
20861	127888.86	437477.89	70.5	69.2	-1.3
20862	127924.17	437571.47	71.3	70.0	-1.3
20863	127959.50	437665.05	71.6	70.3	-1.3
20864	127994.84	437758.63	71.9	70.6	-1.3
20865	128030.17	437852.21	72.1	70.8	-1.3
20866	128066.30	437945.47	72.2	70.9	-1.3
20867	128104.36	438037.98	72.0	70.7	-1.3
20868	128144.28	438129.67	71.3	70.0	-1.3
20869	128188.91	438219.16	72.3	71.0	-1.3
20870	128236.30	438307.26	72.3	71.0	-1.3
20871	128286.24	438393.91	72.2	70.8	-1.4
20872	128339.07	438478.84	72.2	70.8	-1.4
20873	128392.27	438563.55	72.2	70.8	-1.4
20874	128445.48	438648.25	72.1	70.7	-1.4
20875	128498.48	438733.08	72.0	70.7	-1.3
20876	128551.63	438817.82	72.1	70.8	-1.3
20877	128604.93	438902.46	72.1	70.8	-1.3
20878	128658.24	438987.10	71.9	70.5	-1.4
20879	128711.48	439071.78	71.6	70.3	-1.3
20880	128764.58	439156.55	71.7	70.3	-1.4
20881	128817.66	439241.33	71.5	70.2	-1.3
20882	128870.68	439326.15	71.6	70.2	-1.4
20883	128923.75	439410.93	71.5	70.2	-1.3
20884	128977.00	439495.61	71.5	70.2	-1.3
20885	129030.44	439580.17	71.5	70.2	-1.3
20886	129084.37	439664.41	71.4	70.1	-1.3
20887	129137.25	439749.32	71.4	70.1	-1.3
20888	129190.03	439834.28	71.4	70.1	-1.3
20889	129242.82	439919.25	71.4	70.1	-1.3
20890	129295.63	440004.20	71.4	70.2	-1.2
20891	129349.94	440088.17	71.4	70.1	-1.3
20892	129408.25	440169.42	71.5	70.2	-1.3
20893	129472.36	440246.15	71.5	70.2	-1.3
20894	129541.16	440318.70	71.5	70.2	-1.3
20895	129614.73	440386.42	71.5	70.2	-1.3
20896	129692.35	440449.39	71.4	70.1	-1.3

Akoestisch onderzoek snelheidsverhoging naar 130 km/h in 2016

Overzicht resultaten

referentiepunt			Geluidproductie- plafond in dB	Geluidproductie in 2016	
ID	X	Y		Waarde	verschil tov GPP
20897	129775.15	440505.47	71.4	70.1	-1.3
20898	129861.96	440554.92	71.4	70.0	-1.4
20899	129953.78	440594.60	70.8	69.5	-1.3
20900	130047.98	440627.82	70.3	68.9	-1.4
20901	130144.75	440653.06	70.0	68.6	-1.4
20902	130243.03	440671.39	69.3	67.9	-1.4
20903	130340.55	440658.87	67.2	65.8	-1.4
20904	130437.22	440668.27	66.7	65.3	-1.4
20905	130530.01	440705.58	67.8	66.4	-1.4
20906	130624.82	440737.40	69.0	67.6	-1.4
20907	130722.10	440760.56	70.0	68.6	-1.4
20908	130820.79	440776.45	71.0	69.6	-1.4
20909	130920.48	440782.93	71.3	69.9	-1.4
20910	131020.50	440784.39	71.7	70.4	-1.3
20911	131120.51	440785.86	71.5	70.2	-1.3
20912	131220.53	440787.34	71.6	70.3	-1.3
20913	131320.55	440786.70	71.5	70.2	-1.3
20914	131420.57	440785.82	71.3	70.1	-1.2
20915	131520.60	440784.91	71.8	70.5	-1.3
20916	131620.61	440783.74	71.1	69.9	-1.2
20917	131720.63	440782.33	71.6	70.3	-1.3
20918	131820.65	440780.89	71.3	70.0	-1.3
20919	131920.67	440779.45	70.5	69.1	-1.4
20920	132020.68	440778.04	69.7	68.4	-1.3
20921	132120.70	440776.60	70.6	69.2	-1.4
20922	132220.72	440775.32	70.4	69.1	-1.3
20923	132320.74	440774.81	69.7	68.4	-1.3
20924	132420.77	440774.31	70.1	68.8	-1.3
20925	132520.79	440773.79	71.5	70.2	-1.3
20926	132620.82	440773.79	71.6	70.3	-1.3
20927	132720.85	440774.43	71.5	70.3	-1.2
20928	132820.76	440778.96	71.2	70.0	-1.2
20929	132920.31	440788.56	71.4	70.2	-1.2
20930	133019.14	440803.97	71.4	70.2	-1.2
20931	133117.35	440822.83	70.8	69.5	-1.3
20932	133214.42	440846.91	71.1	69.8	-1.3
20933	133310.15	440875.83	71.1	69.8	-1.3
20934	133404.55	440908.91	71.2	69.9	-1.3
20935	133497.53	440945.76	71.1	69.8	-1.3
20936	133588.18	440987.96	70.9	69.6	-1.3
20937	133676.41	441035.04	69.1	67.9	-1.2
20938	133762.68	441085.58	69.0	67.8	-1.2
20939	133846.70	441139.84	70.9	69.6	-1.3
20940	133928.79	441196.94	71.2	69.9	-1.3
20941	134008.39	441257.49	71.1	69.9	-1.2
20942	134086.19	441320.36	70.5	69.3	-1.2

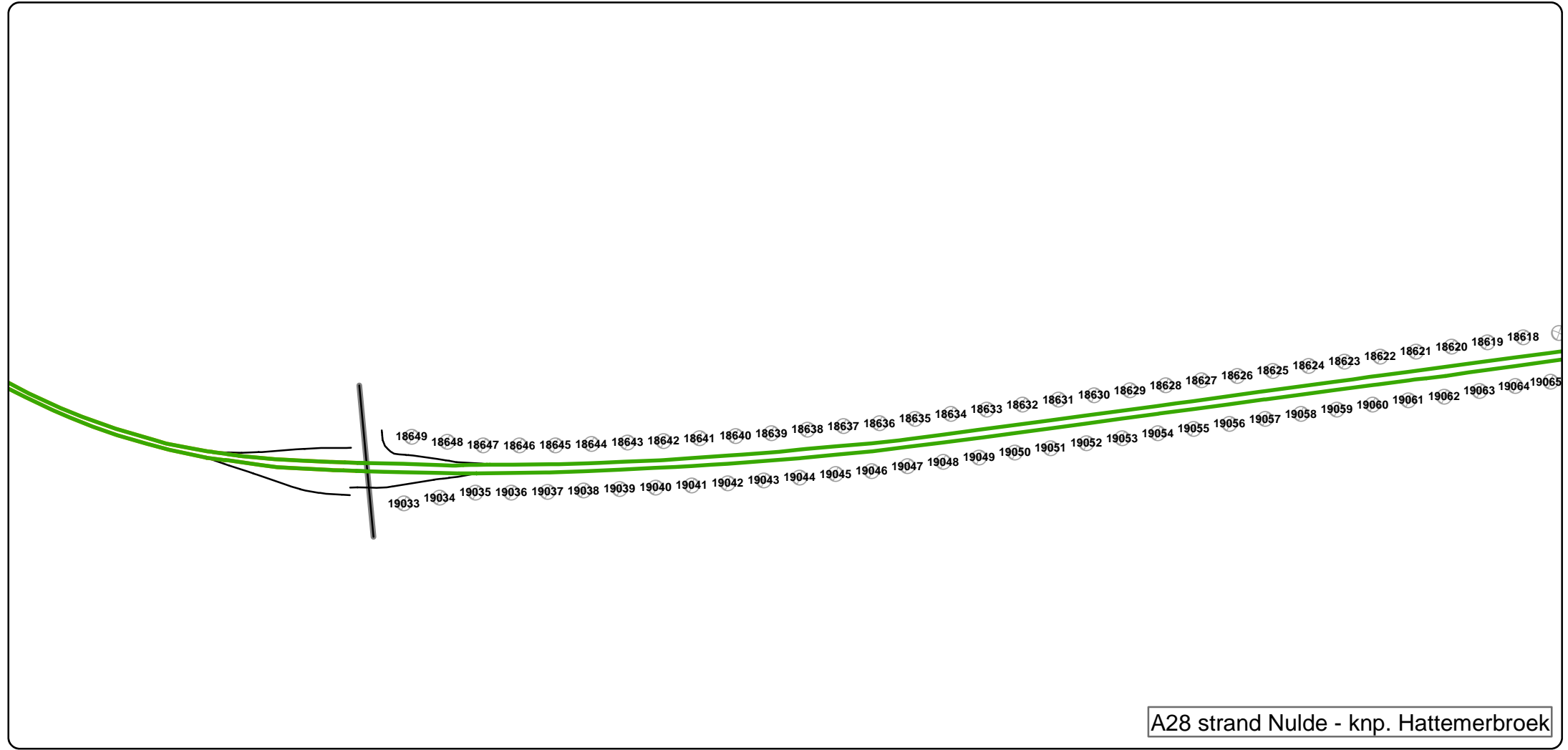
Akoestisch onderzoek snelheidsverhoging naar 130 km/h in 2016

Overzicht resultaten

referentiepunt			Geluidproductie- plafond in dB	Geluidproductie in 2016	
ID	X	Y		Waarde	verschil tov GPP
20943	134161.08	441386.66	71.1	69.8	-1.3
20944	134234.32	441454.78	70.6	69.3	-1.3
20945	134305.71	441524.82	70.8	69.6	-1.2
20946	134375.16	441596.79	70.8	69.6	-1.2
20947	134443.31	441670.01	70.8	69.6	-1.2
20948	134510.65	441743.98	70.7	69.5	-1.2
20949	134575.92	441819.78	70.7	69.4	-1.3
20950	134641.28	441895.49	70.9	69.6	-1.3
20951	134705.49	441972.17	71.0	69.8	-1.2
20952	134768.27	442050.04	71.3	70.0	-1.3
20953	134830.95	442127.99	71.5	70.2	-1.3
27877	126998.62	434540.43	70.2	68.0	-2.2
27878	127006.86	434640.17	71.6	69.3	-2.3
27879	127020.63	434739.29	71.9	70.2	-1.7
27880	127041.52	434837.04	71.7	70.3	-1.4
27881	126921.22	434852.05	71.7	70.3	-1.4
27882	126894.34	434755.83	72.2	70.3	-1.9
27883	126857.62	434662.83	71.7	69.0	-2.7
27884	126817.07	434571.75	69.9	67.7	-2.2
32512	134980.36	442552.40	69.5	68.2	-1.3
32513	134925.94	442468.49	70.3	69.0	-1.3
32514	134868.52	442386.71	71.4	70.1	-1.3
32515	134807.27	442307.65	71.3	70.1	-1.2
32516	134888.77	442204.54	71.1	69.9	-1.2
32517	134949.08	442284.32	71.9	70.6	-1.3
32518	135009.95	442363.64	71.3	69.9	-1.4
32519	135077.36	442437.52	70.3	69.0	-1.3

Bijlage 10

Titel	Traject A28 Strand Nulde - knp. Hattemerbroek
Omvang	67 pagina's
Bron	Silence / GIS
Toelichting	Uitgangspunten en resultaten van de toetsing op referentiepunten



Legenda

Snelheidsbeeld na snelheidsverhoging

— Onderzoeksgrens

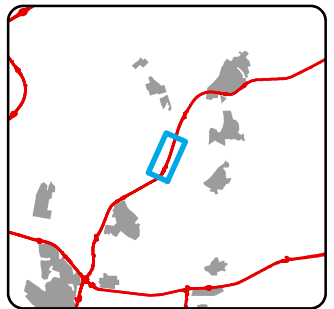
⊗ Referentiepunt

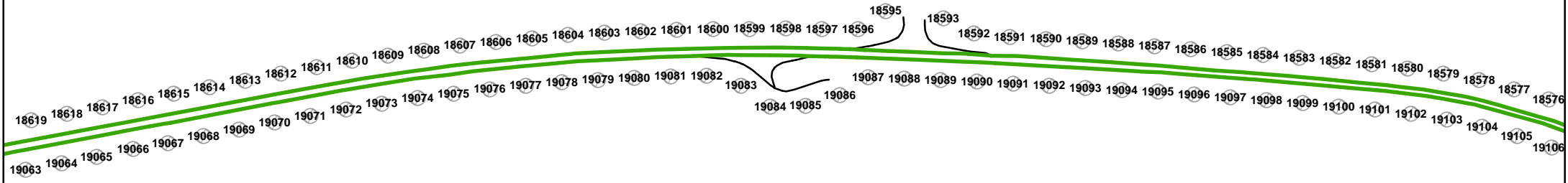
<100 km/h
 100 km/h
 120 km/h
 130 km/h

1:15 000

Kilometers

dGm^R





A28 strand Nulde - knp. Hattermerbroek

Legenda

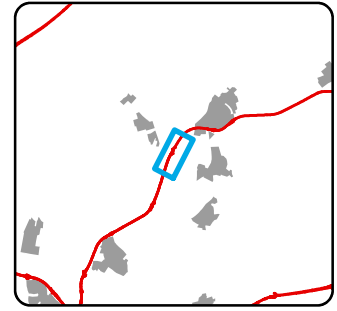
Snelheidsbeeld na snelheidsverhoging

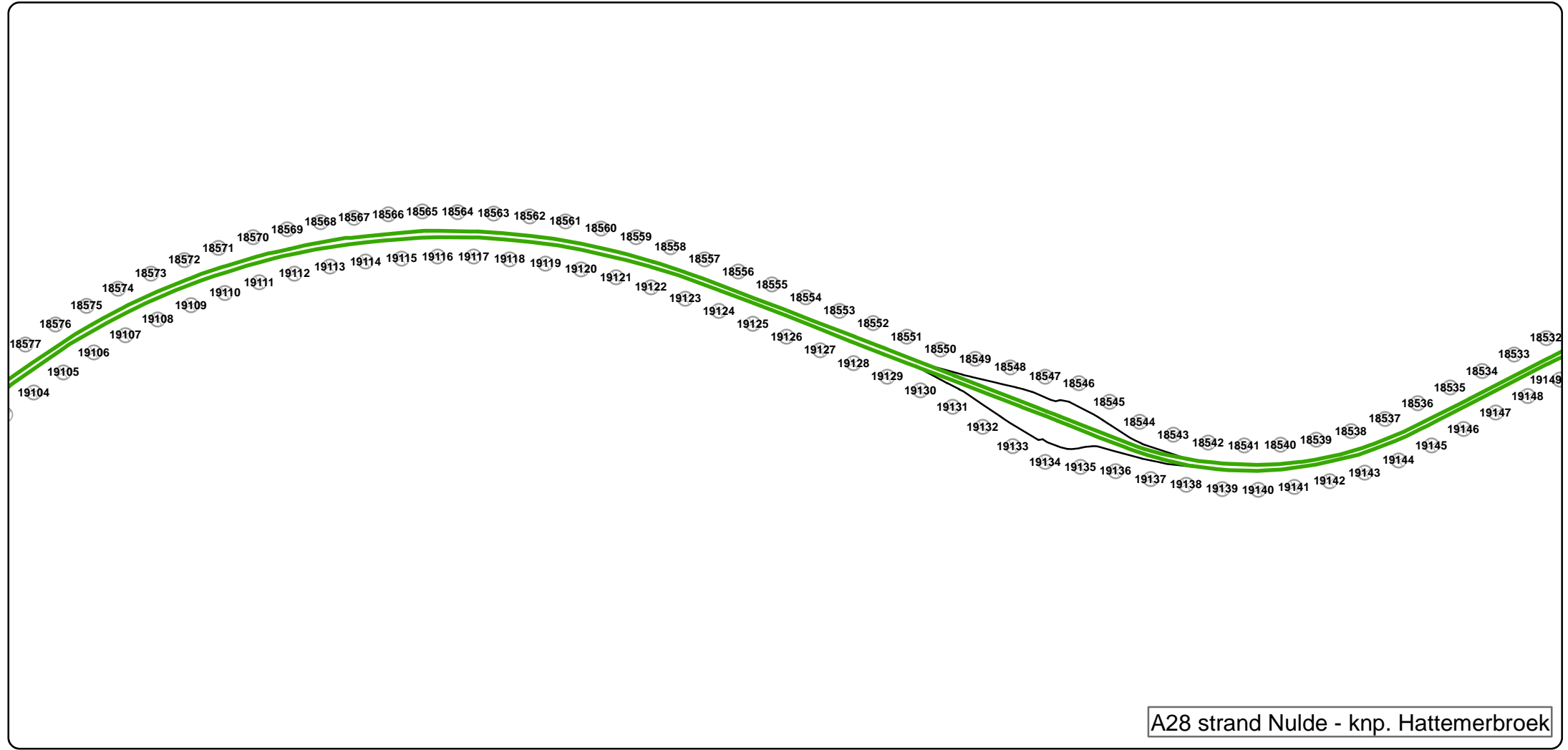
- Onderzoeksgrens
- ⊗ Referentiepunt

<100 km/h
 100 km/h
 120 km/h
 130 km/h

1:15 000

Kilometers





Legenda

Snelheidsbeeld na snelheidsverhoging

— Onderzoeksgrens

⊗ Referentiepunt

<100 km/h

100 km/h

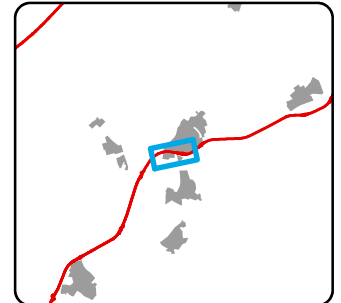
120 km/h

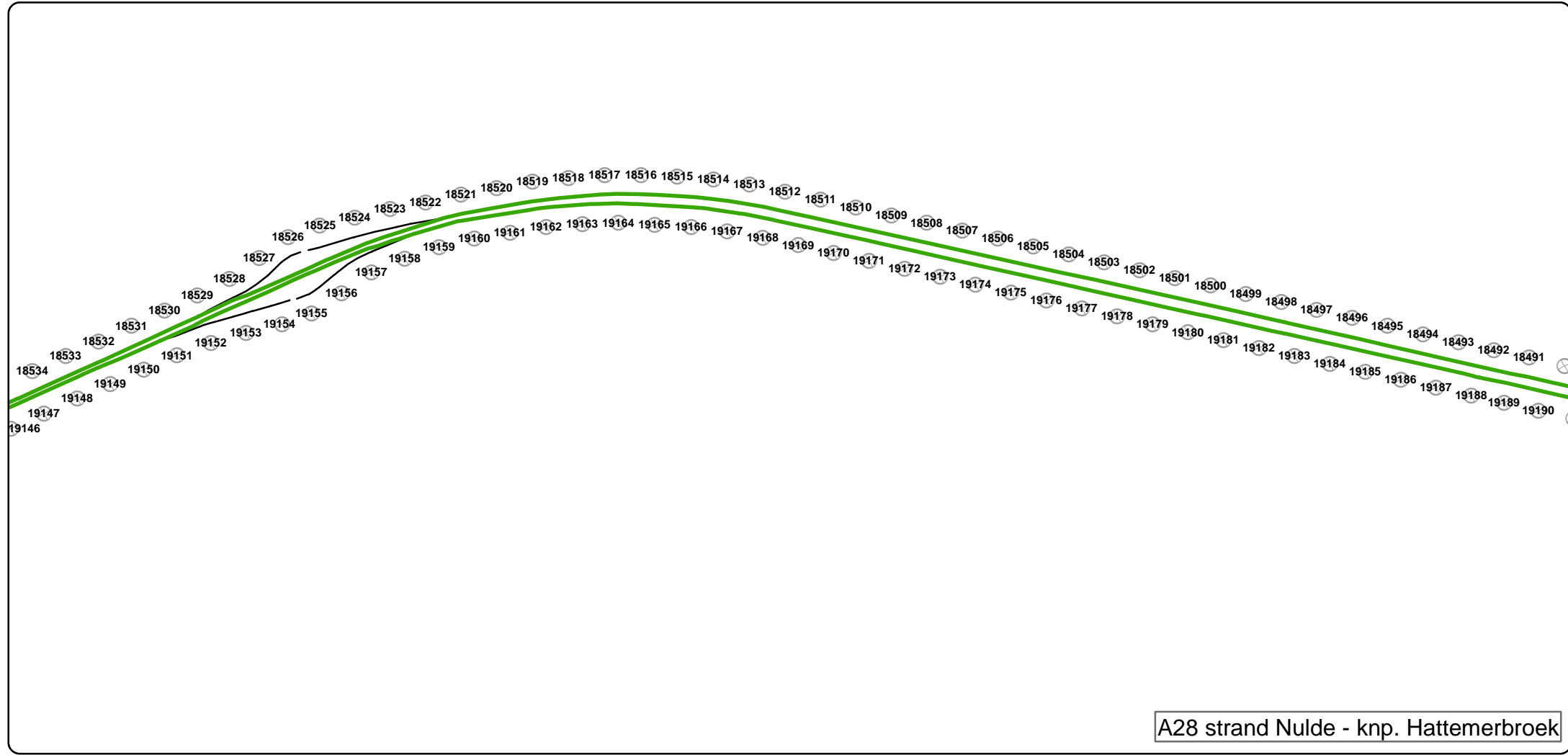
130 km/h

1:15 000

Kilometers

dGm^R





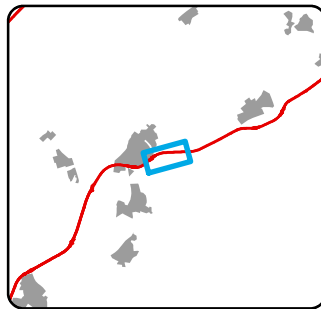
A28 strand Nulde - knp. Hattermerbroek

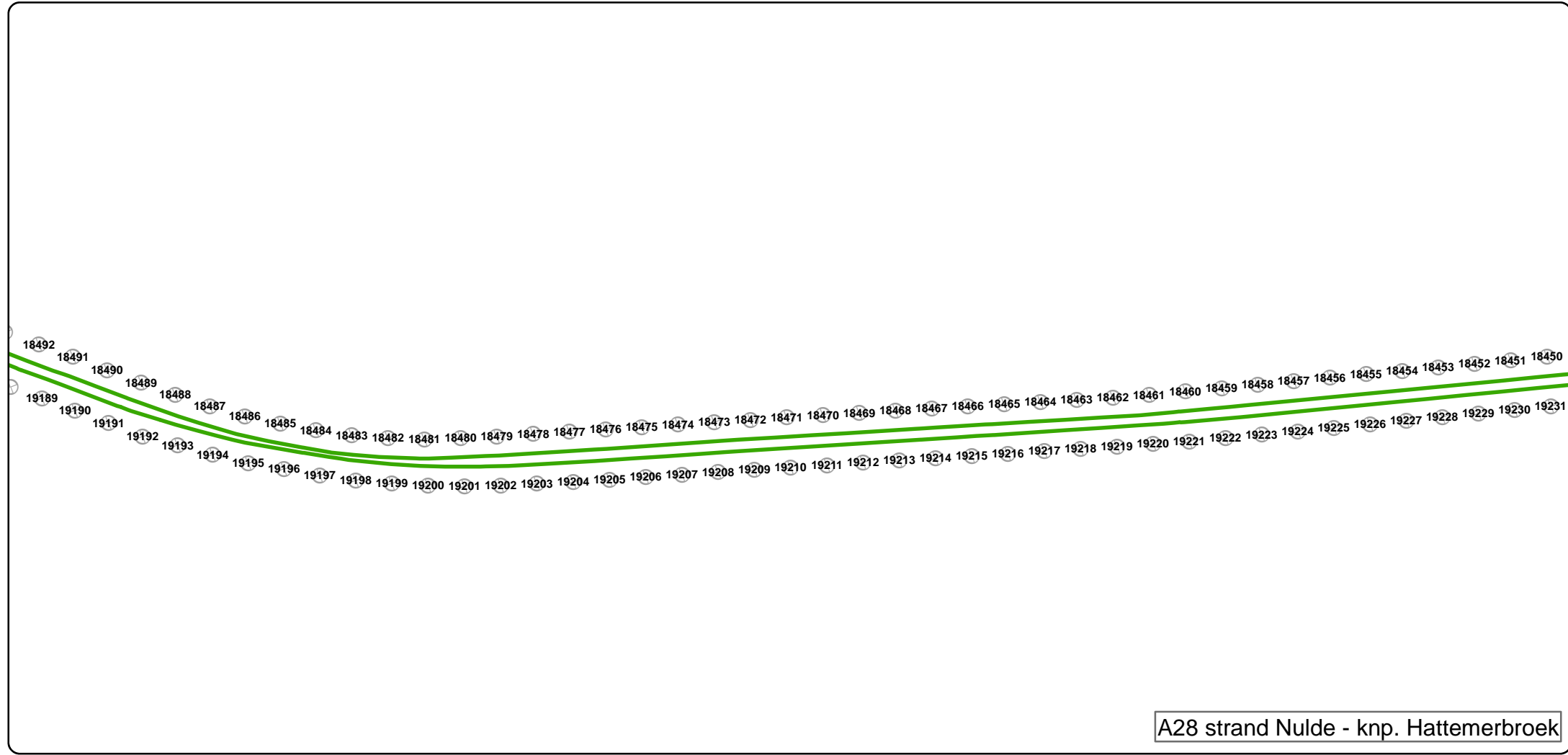
Legenda

Snelheidsbeeld na snelheidsverhoging

- Onderzoeksgrens
- ⊗ Referentiepunt

1:15 000





A28 strand Nulde - knp. Hattermerbroek

Legenda

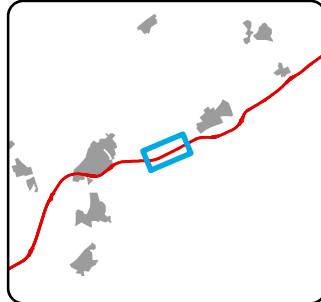
Snelheidsbeeld na snelheidsverhoging


- Onderzoeksgrens
- ⊗ Referentiepunt

<100 km/h
100 km/h
120 km/h
130 km/h

1:15 000

Kilometers





Legenda

Snelheidsbeeld na snelheidsverhoging

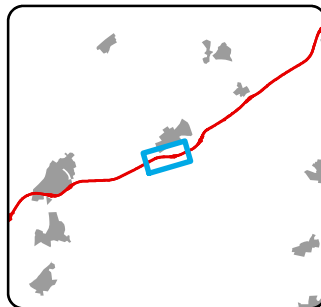
- <100 km/h
- 100 km/h
- 120 km/h
- 130 km/h

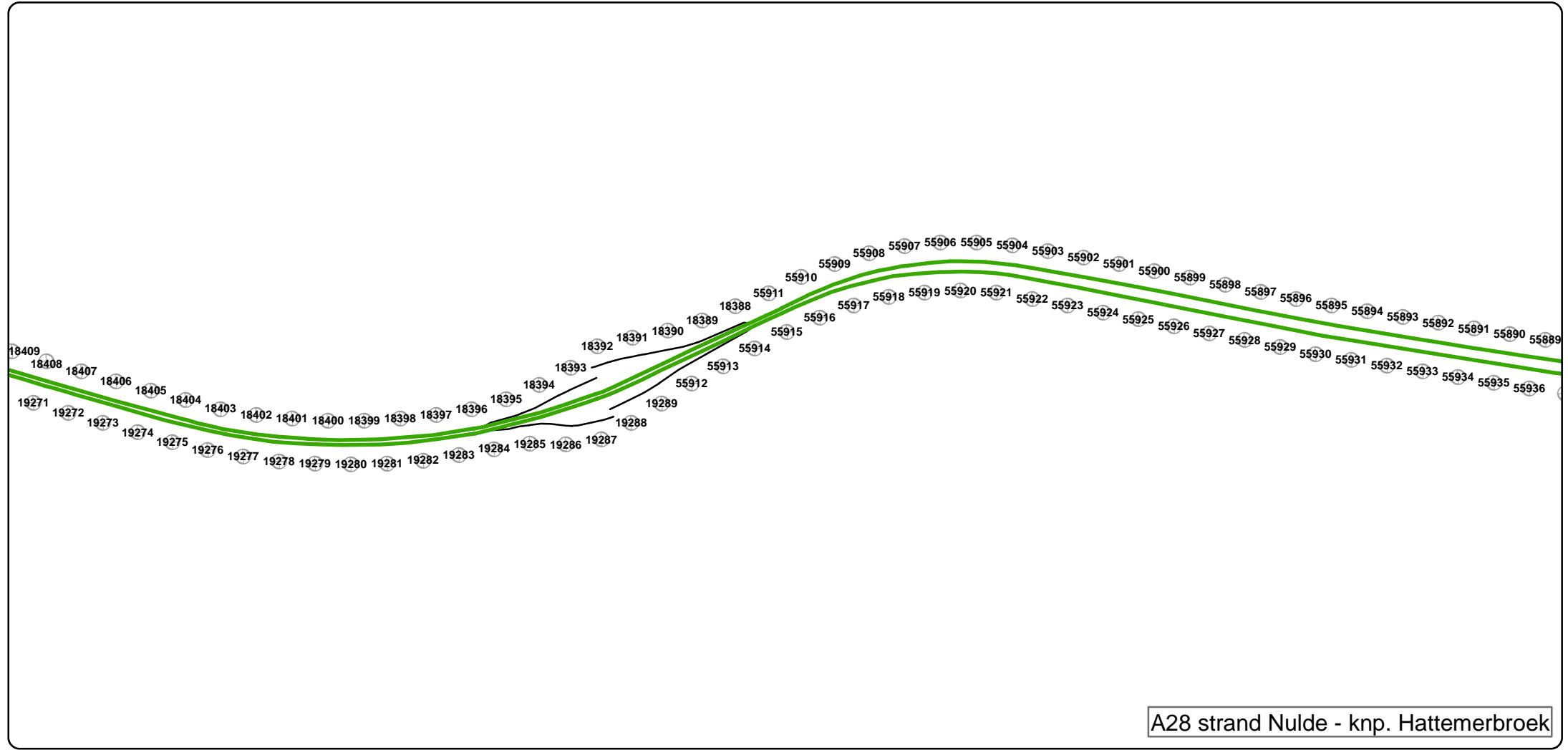
— Onderzoeksgrens

⊗ Referentiepunt

1:15 000

Kilometers





Legenda

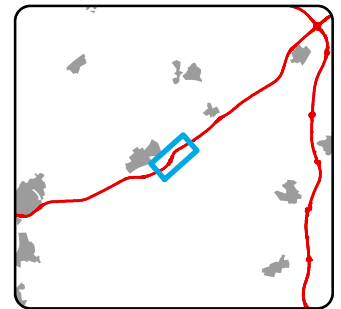
Snelheidsbeeld na snelheidsverhoging

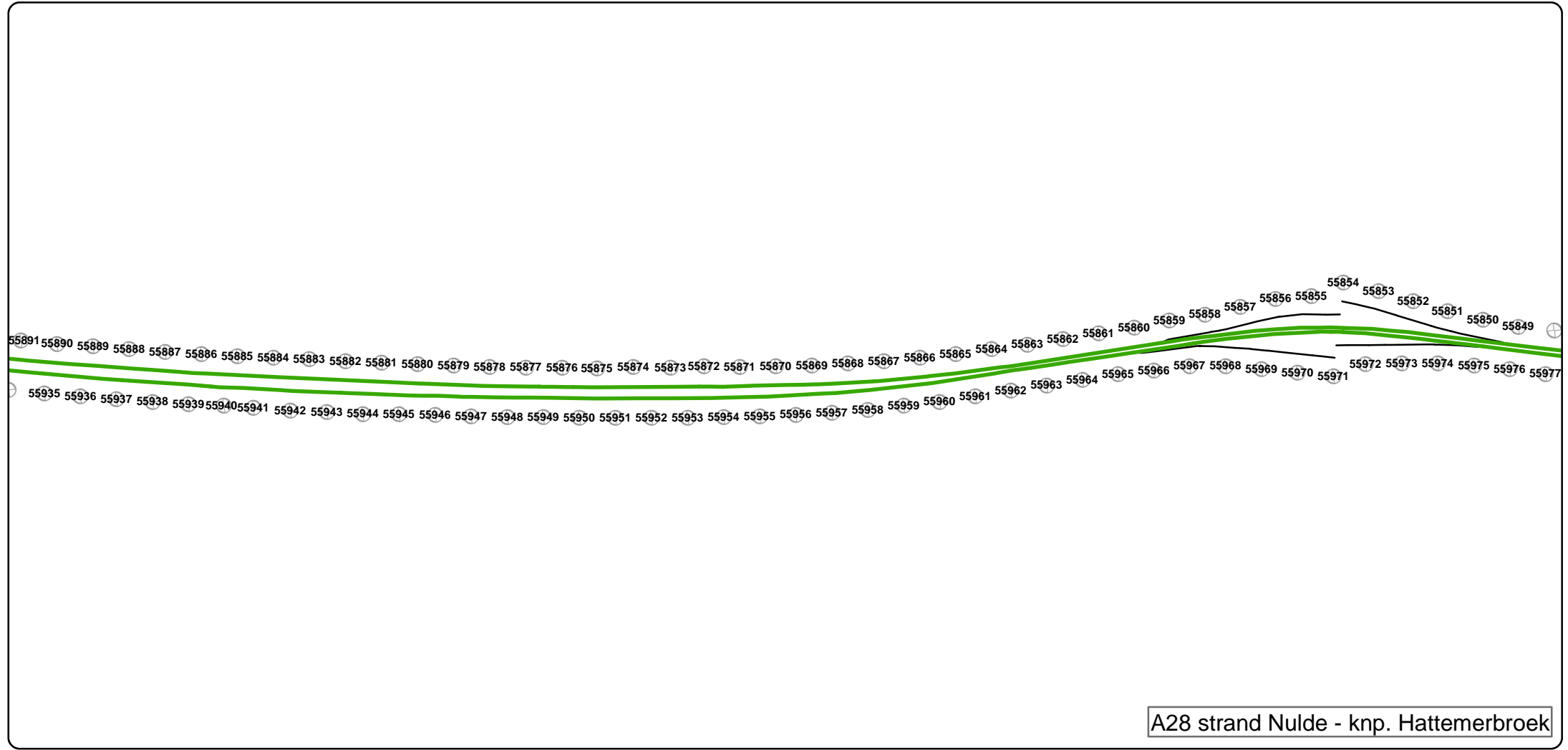
- Onderzoeksgrens
- ⊗ Referentiepunt

<100 km/h
 100 km/h
 120 km/h
 130 km/h

1:15 000

0 0.125 0.25 0.5 0.75 1
 Kilometers





Legenda

Snelheidsbeeld na snelheidsverhoging

— Onderzoeksgrens

⊗ Referentiepunt

<100 km/h

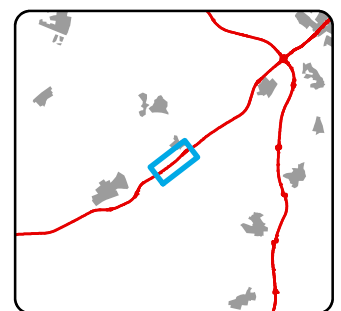
100 km/h


120 km/h

130 km/h

1:15 000

Kilometers

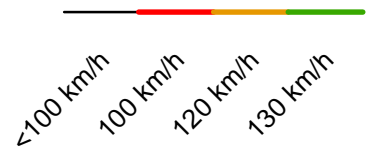




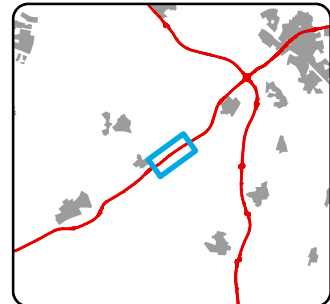

A28 strand Nulde - knp. Hattermerbroek

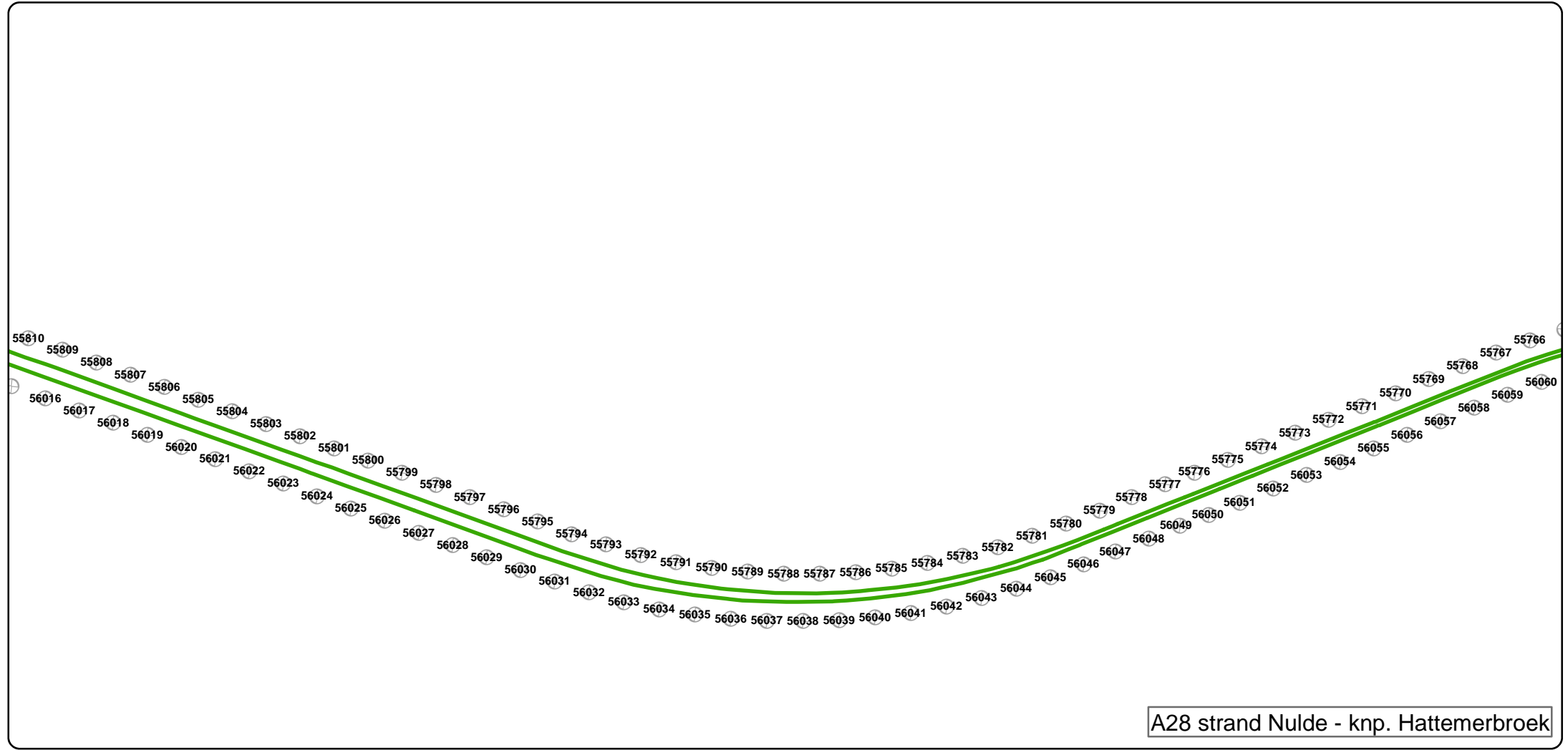
Legenda

Snelheidsbeeld na snelheidsverhoging



- Onderzoeksgrens
- ⊗ Referentiepunt





Legenda

Snelheidsbeeld na snelheidsverhoging

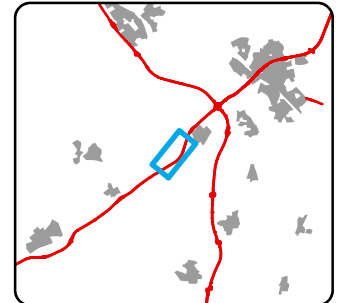
— Onderzoeksgrens

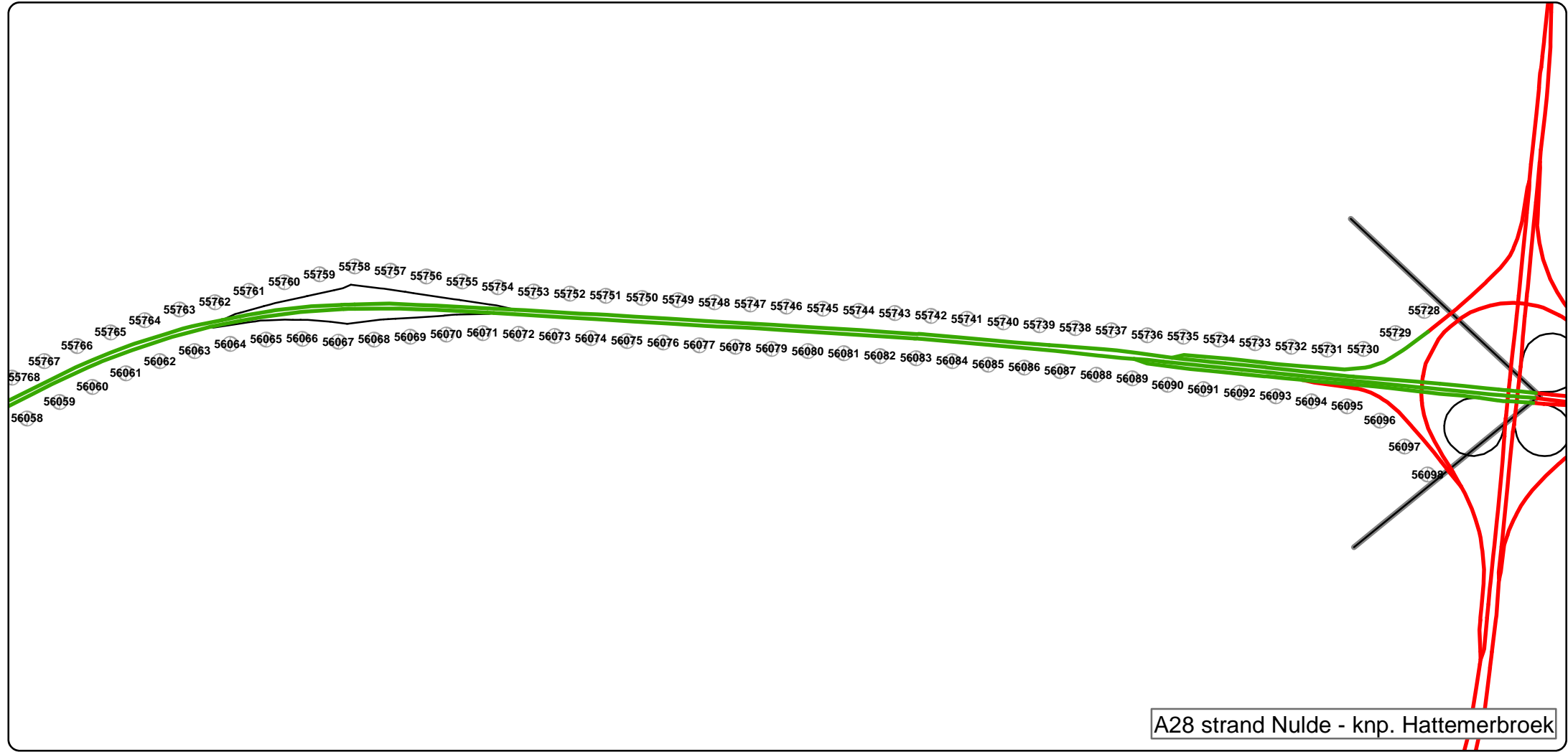
⊗ Referentiepunt

<100 km/h
 100 km/h
 120 km/h
 130 km/h

1:15 000

Kilometers





Legenda

Snelheidsbeeld na snelheidsverhoging

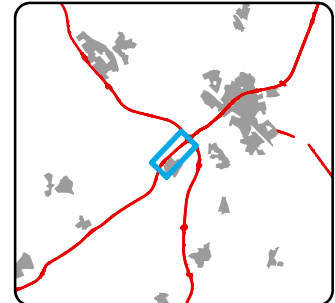
— Onderzoeksgrens

⊗ Referentiepunt

<100 km/h
 100 km/h
 120 km/h
 130 km/h

1:15 000

Kilometers



Akoestisch onderzoek snelheidsverhoging naar 130 km/h in 2016

Uurintensiteiten

ID	peiljaar 2016								
	Dag			Avond			Nacht		
	Lichte mvt.	middelzware	zware mvt.	Lichte mvt.	middelzware mvt.	zware mvt.	Lichte mvt.	middelzware mvt.	zware mvt.
494	-	-	-	1 062.0	36.0	64.0	446.0	45.0	76.0
495	-	-	-	1 094.0	44.0	80.0	267.0	25.0	64.0
496	-	-	-	1 208.0	49.0	85.0	295.0	29.0	67.0
497	-	-	-	976.0	33.0	60.0	414.0	41.0	72.0
498	1 968.0	107.0	145.0	-	-	-	-	-	-
499	1 968.0	107.0	145.0	976.0	33.0	60.0	414.0	41.0	72.0
500	2 030.0	121.0	142.0	-	-	-	-	-	-
501	2 030.0	121.0	142.0	1 094.0	44.0	80.0	267.0	25.0	64.0
502	2 060.0	112.0	148.0	1 016.0	35.0	62.0	431.0	43.0	74.0
503	2 115.0	119.0	153.0	-	-	-	-	-	-
504	2 118.0	129.0	147.0	1 133.0	48.0	86.0	281.0	28.0	69.0
505	2 198.0	136.0	153.0	-	-	-	-	-	-
506	270.2	16.3	12.0	218.4	7.8	9.0	87.6	4.9	6.1
507	285.0	13.2	13.6	153.9	4.5	6.7	57.2	3.0	4.4
508	47.2	3.1	3.8	17.2	0.9	1.7	7.6	0.7	0.9
509	51.6	4.0	4.1	26.4	1.7	2.4	10.0	0.5	1.1
510	129.8	8.7	9.6	72.7	3.8	5.8	23.5	1.5	2.7
511	1 815.0	106.0	144.0	896.0	34.0	61.0	386.0	42.0	72.0
512	1 889.0	118.0	141.0	1 017.0	46.0	83.0	250.0	27.0	60.0
513	1 898.0	108.0	145.0	933.0	34.0	62.0	402.0	42.0	72.0
514	1 973.0	119.0	142.0	1 062.0	46.0	84.0	264.0	27.0	61.0
515	40.5	3.3	3.4	22.4	1.5	2.3	8.4	0.5	1.0
516	43.9	3.0	3.6	16.8	1.0	1.7	7.2	0.7	0.9
517	70.2	10.2	8.2	51.7	5.0	5.7	20.7	2.7	3.6
518	86.4	5.2	6.0	48.6	2.2	3.4	14.6	1.0	1.6
519	87.7	5.3	6.1	49.4	2.2	3.4	14.8	1.0	1.6
520	1 632.0	98.0	138.0	802.0	32.0	60.0	350.0	40.0	70.0
521	1 741.0	107.0	134.0	943.0	43.0	81.0	229.0	25.0	60.0
522	1 954.0	115.0	152.0	936.0	35.0	64.0	396.0	42.0	73.0
523	2 033.0	125.0	148.0	1 069.0	45.0	85.0	265.0	26.0	63.0
524	222.7	10.7	10.2	131.9	5.1	6.7	44.2	1.6	2.2
525	227.4	0.5	0.6	112.5	0.2	0.3	53.4	0.1	0.2
526	417.1	6.2	6.0	212.0	2.1	3.1	91.3	2.3	2.6
527	428.0	4.7	4.4	236.0	1.5	2.2	61.7	0.9	1.6
528	1 490.0	100.0	137.0	722.0	32.0	60.0	319.0	39.0	70.0
529	1 547.0	103.0	131.0	863.0	40.0	81.0	196.0	23.0	60.0
530	1 807.0	123.0	159.0	856.0	39.0	69.0	380.0	46.0	78.0
531	1 859.0	129.0	153.0	1 007.0	45.0	90.0	234.0	26.0	66.0
532	257.1	26.3	22.5	100.5	7.9	9.5	61.6	4.9	6.8
533	303.7	30.2	19.6	170.5	10.2	10.0	55.6	3.5	4.7
534	356.2	10.6	10.8	178.5	3.6	5.8	76.6	3.6	4.2
535	424.2	12.4	13.3	232.3	4.4	7.3	66.2	2.4	4.9
536	118.4	3.3	3.4	63.7	1.3	2.1	20.3	0.5	1.0
537	131.2	50.0	55.4	71.0	24.0	38.2	27.5	7.3	12.0

Akoestisch onderzoek snelheidsverhoging naar 130 km/h in 2016


Uurintensiteiten

ID	peiljaar 2016								
	Dag			Avond			Nacht		
	Lichte mvt.	middelzware	zware mvt.	Lichte mvt.	middelzware mvt.	zware mvt.	Lichte mvt.	middelzware mvt.	zware mvt.
538	1 581.0	102.0	144.0	750.0	32.0	63.0	341.0	39.0	73.0
539	159.5	61.6	67.3	84.7	24.9	37.6	33.7	11.1	19.8
540	1 636.0	108.0	141.0	901.0	39.0	84.0	205.0	23.0	62.0
541	1 739.0	113.0	151.0	818.0	34.0	66.0	371.0	42.0	75.0
542	1 804.0	118.0	148.0	966.0	42.0	87.0	225.0	25.0	66.0
543	94.2	3.4	3.7	46.2	1.1	1.9	21.7	1.2	1.6
544	1 538.0	102.0	143.0	729.0	32.0	63.0	331.0	39.0	72.0
545	1 564.0	103.0	137.0	855.0	38.0	83.0	190.0	22.0	62.0
546	159.0	28.7	27.0	88.8	11.6	16.7	30.3	4.4	6.7
547	1 633.0	106.0	147.0	768.0	34.0	65.0	348.0	40.0	74.0
548	1 655.0	106.0	139.0	900.0	39.0	85.0	204.0	23.0	63.0
549	179.5	34.8	38.6	90.7	12.0	20.5	42.0	10.4	13.9
550	46.4	3.1	3.5	26.1	1.6	2.3	9.3	0.5	1.0
551	50.9	4.2	4.7	26.7	1.8	2.7	10.9	0.7	1.3
552	1 437.0	100.0	142.0	689.0	32.0	63.0	306.0	37.0	72.0
553	1 471.0	97.0	133.0	801.0	37.0	82.0	175.0	21.0	61.0
554	1 568.0	105.0	145.0	752.0	33.0	64.0	329.0	38.0	73.0
555	1 606.0	102.0	137.0	872.0	38.0	85.0	199.0	23.0	63.0
556	57.2	2.0	2.0	29.5	0.8	1.1	12.5	0.4	0.5
557	60.8	1.9	2.1	32.6	0.9	1.3	11.2	0.3	0.5
558	68.8	10.6	11.8	33.0	4.3	6.7	17.9	2.5	3.9
559	82.3	11.4	12.9	46.9	5.9	9.2	17.4	1.8	3.0
560	1 265.0	92.0	97.0	526.0	23.0	33.0	202.0	22.0	39.0
561	1 325.2	120.0	152.4	697.4	37.2	75.0	310.4	43.3	91.2
562	1 355.0	96.0	101.0	580.0	24.0	35.0	221.0	23.0	40.0
563	1 366.0	99.0	110.0	643.0	31.0	49.0	166.0	23.0	48.0
564	1 387.0	98.0	131.0	765.0	36.0	83.0	168.0	21.0	60.0
565	1 391.0	99.0	140.0	668.0	31.0	62.0	289.0	35.0	70.0
566	1 573.0	112.0	148.0	776.0	33.0	64.0	316.0	37.0	73.0
567	1 579.0	115.0	138.0	850.0	39.0	86.0	189.0	24.0	64.0
568	162.0	8.0	12.0	91.0	3.0	5.0	30.0	2.0	3.0
569	1 632.0	115.0	151.0	803.0	34.0	65.0	327.0	38.0	73.0
570	1 722.0	120.0	155.0	842.0	35.0	67.0	347.0	39.0	75.0
571	1 726.0	121.0	138.0	743.0	32.0	46.0	286.0	29.0	50.0
572	1 739.0	127.0	146.0	811.0	41.0	61.0	221.0	31.0	60.0
573	1 741.0	123.0	150.0	941.0	42.0	91.0	219.0	26.0	68.0
574	228.0	24.1	25.8	144.2	12.5	19.4	38.7	3.6	6.9
575	301.0	33.0	24.0	123.0	8.0	8.0	41.0	6.0	7.0
576	315.0	33.0	24.0	123.0	8.0	8.0	41.0	6.0	7.0
577	345.0	27.0	24.0	159.0	5.0	6.0	51.0	7.0	9.0
578	371.0	26.0	37.0	164.0	8.0	12.0	66.0	6.0	10.0
579	372.0	30.0	41.0	178.0	11.0	15.0	56.0	9.0	14.0
580	373.0	29.0	36.0	168.0	10.0	13.0	55.0	8.0	13.0
581	373.0	37.0	32.0	161.0	9.0	11.0	53.0	7.0	9.0

Akoestisch onderzoek snelheidsverhoging naar 130 km/h in 2016

Uurintensiteiten

peiljaar 2016									
ID	Dag			Avond			Nacht		
	Lichte mvt.	middelzware	zware mvt.	Lichte mvt.	middelzware mvt.	zware mvt.	Lichte mvt.	middelzware mvt.	zware mvt.
582	382.2	44.2	48.6	211.4	18.5	28.2	68.9	6.8	11.6
583	43.4	6.6	6.7	21.1	2.6	3.9	12.5	1.7	2.3
584	431.0	33.0	44.0	206.0	11.0	16.0	67.0	9.0	15.0
585	58.0	3.0	3.0	27.0	1.0	1.0	11.0	-	1.0
586	58.0	4.0	7.0	38.0	1.0	3.0	12.0	1.0	2.0
587	672.0	59.0	62.0	287.0	15.0	20.0	107.0	12.0	17.0
588	717.0	57.0	64.0	338.0	15.0	21.0	107.0	16.0	23.0
589	72.0	4.0	7.0	38.0	1.0	3.0	12.0	1.0	2.0
590	76.6	14.6	16.9	38.1	6.5	10.4	16.5	2.4	4.2
591	762.0	65.0	66.0	326.0	17.0	21.0	127.0	13.0	18.0
592	90.0	4.0	4.0	53.0	2.0	2.0	18.0	1.0	1.0
593	91.0	6.0	5.0	39.0	2.0	2.0	20.0	1.0	1.0
48	-	-	-	-	-	-	-	-	-



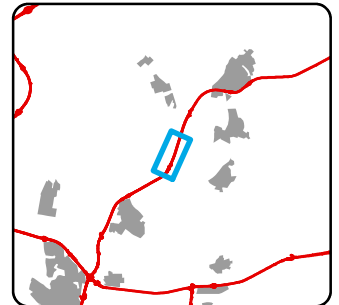
A28 strand Nulde - knp. Hattermerbroek


Legenda

— Onderzoeksgrens

1:15 000

0 0.125 0.25 0.5 0.75 1
Kilometers





Legenda

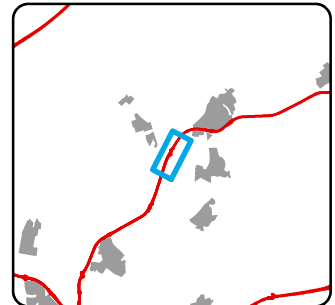
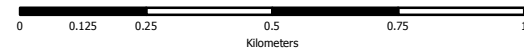
— Onderzoeksgrens




1:15 000



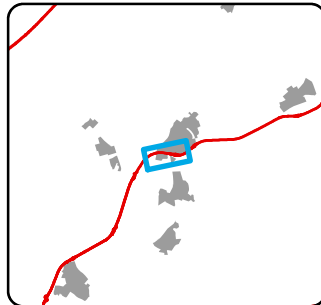

dGm^R

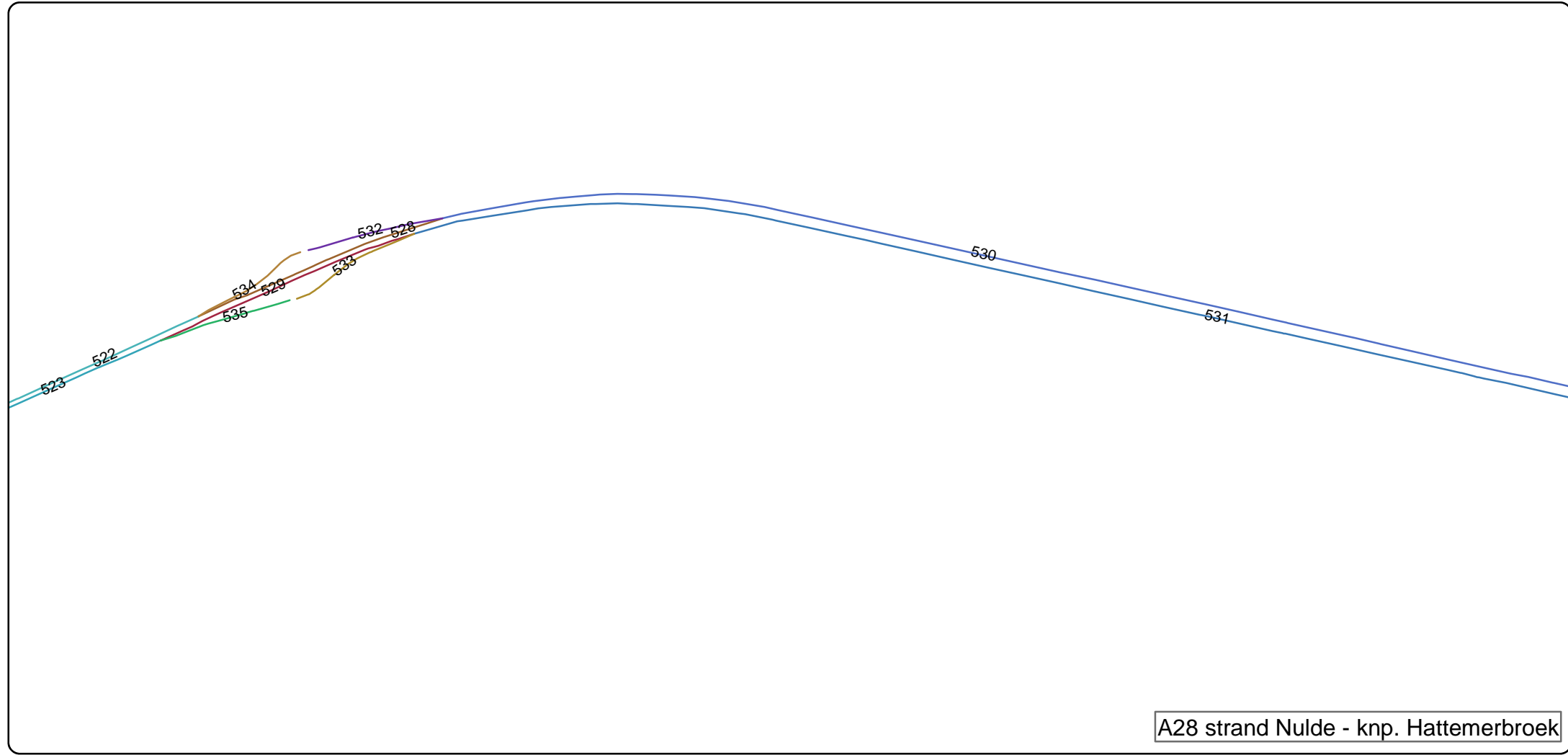




Legenda

— Onderzoeksgrens

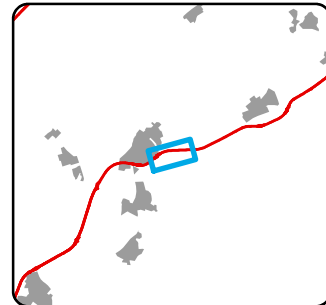
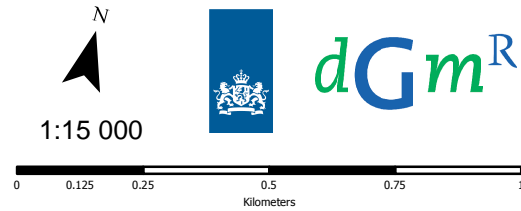


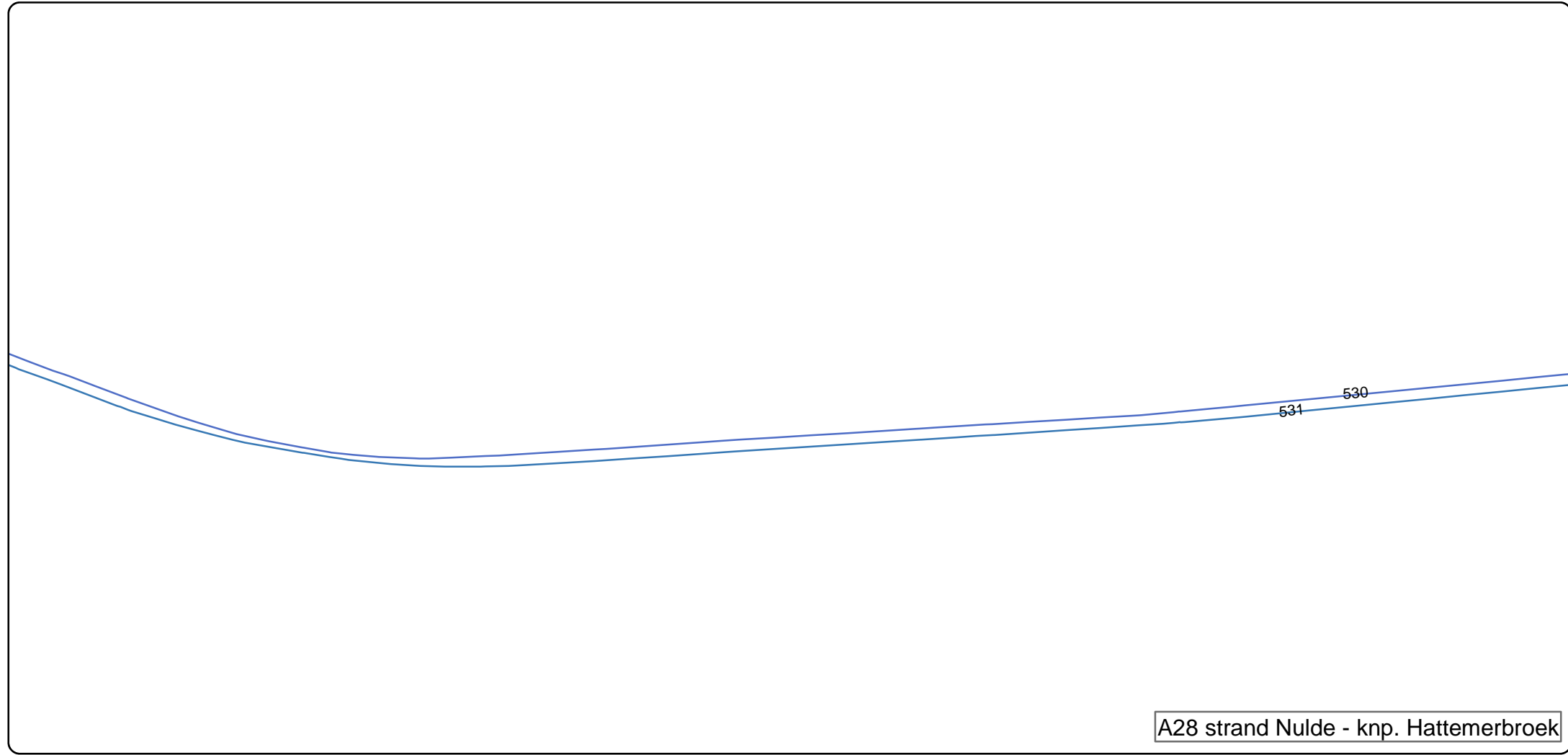


A28 strand Nulde - knp. Hattermerbroek

Legenda

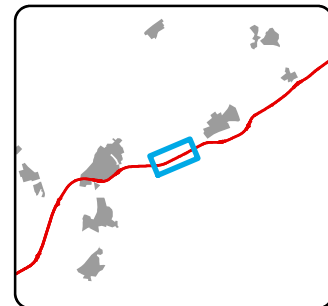

— Onderzoeksgrens






Legenda

— Onderzoeksgrens





Legenda

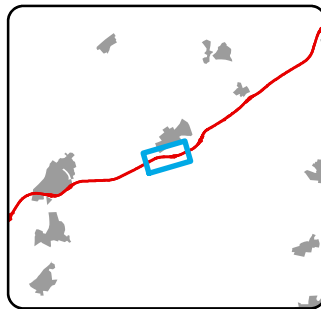
— Onderzoeksgrens

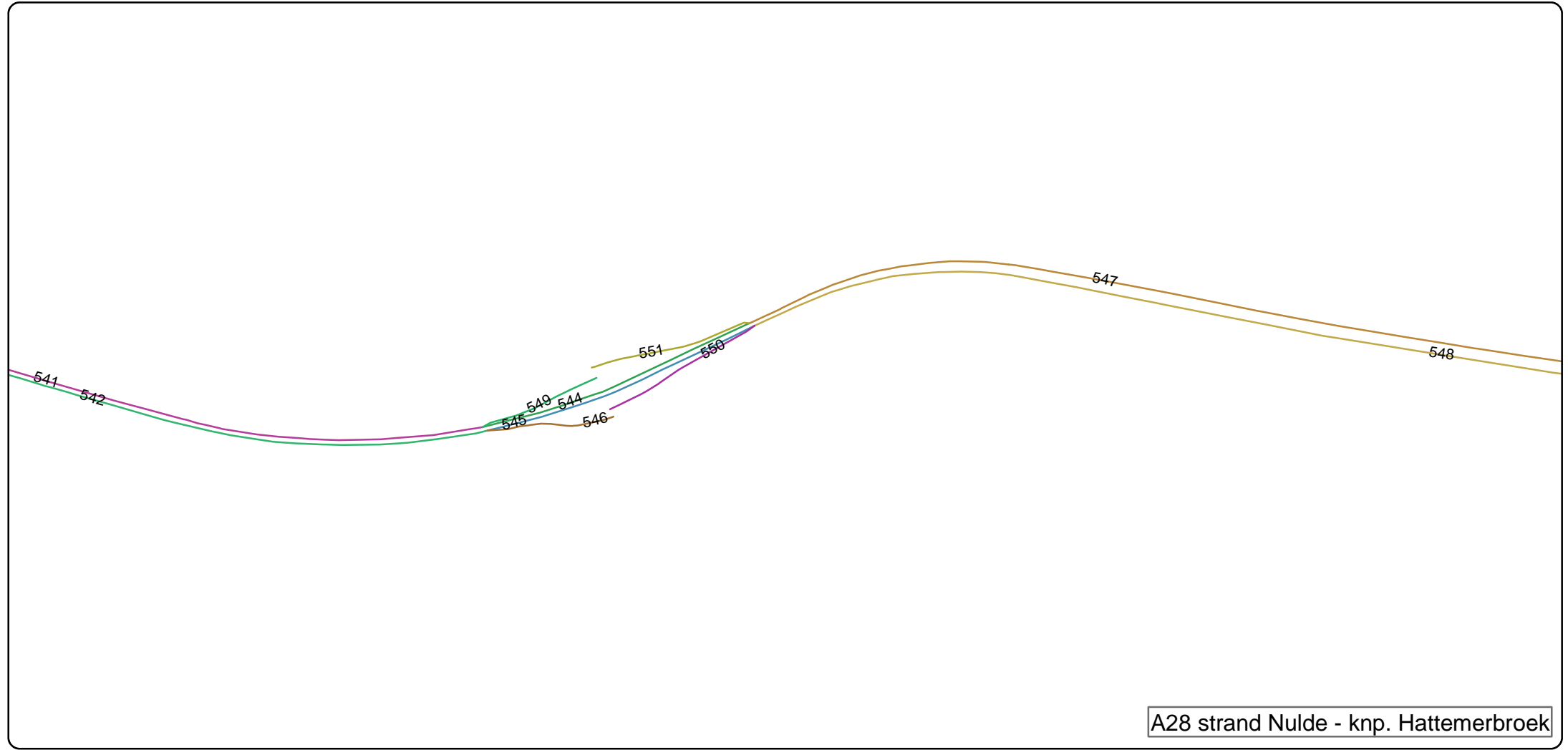
N

1:15 000

Kilometers

dGm^R





A28 strand Nulde - knp. Hattermerbroek

Legenda

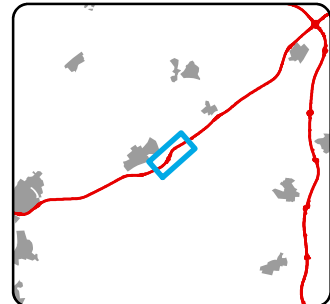
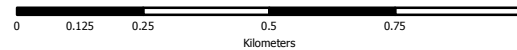
— Onderzoeksgrens




1:15 000



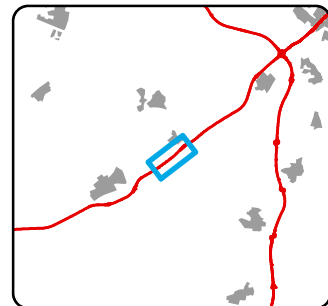

dGm^R

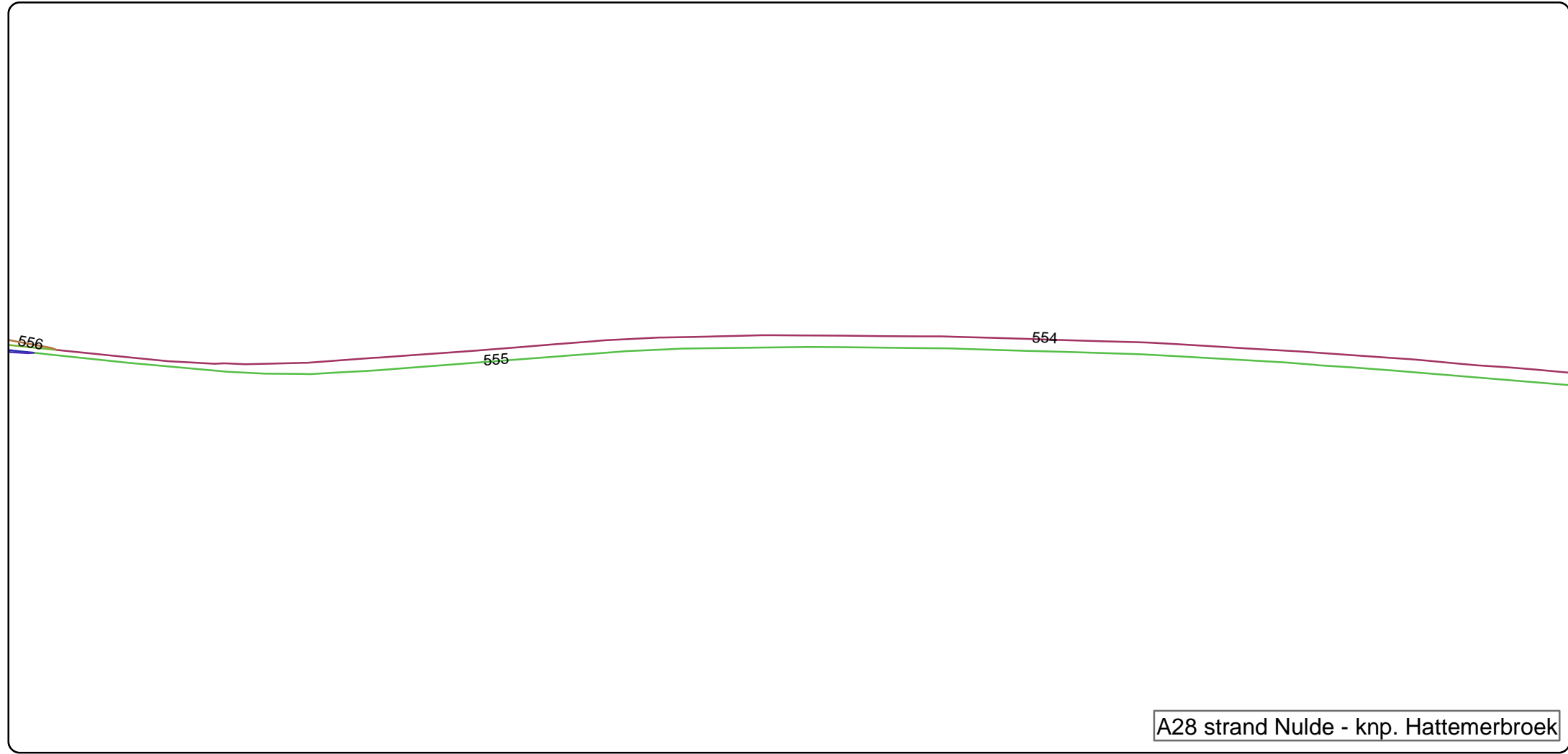




Legenda

— Onderzoeksgrens





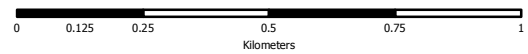
A28 strand Nulde - knp. Hattermerbroek

Legenda

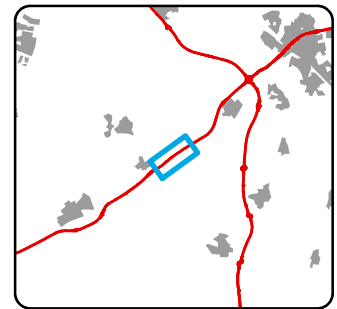
— Onderzoeksgrens

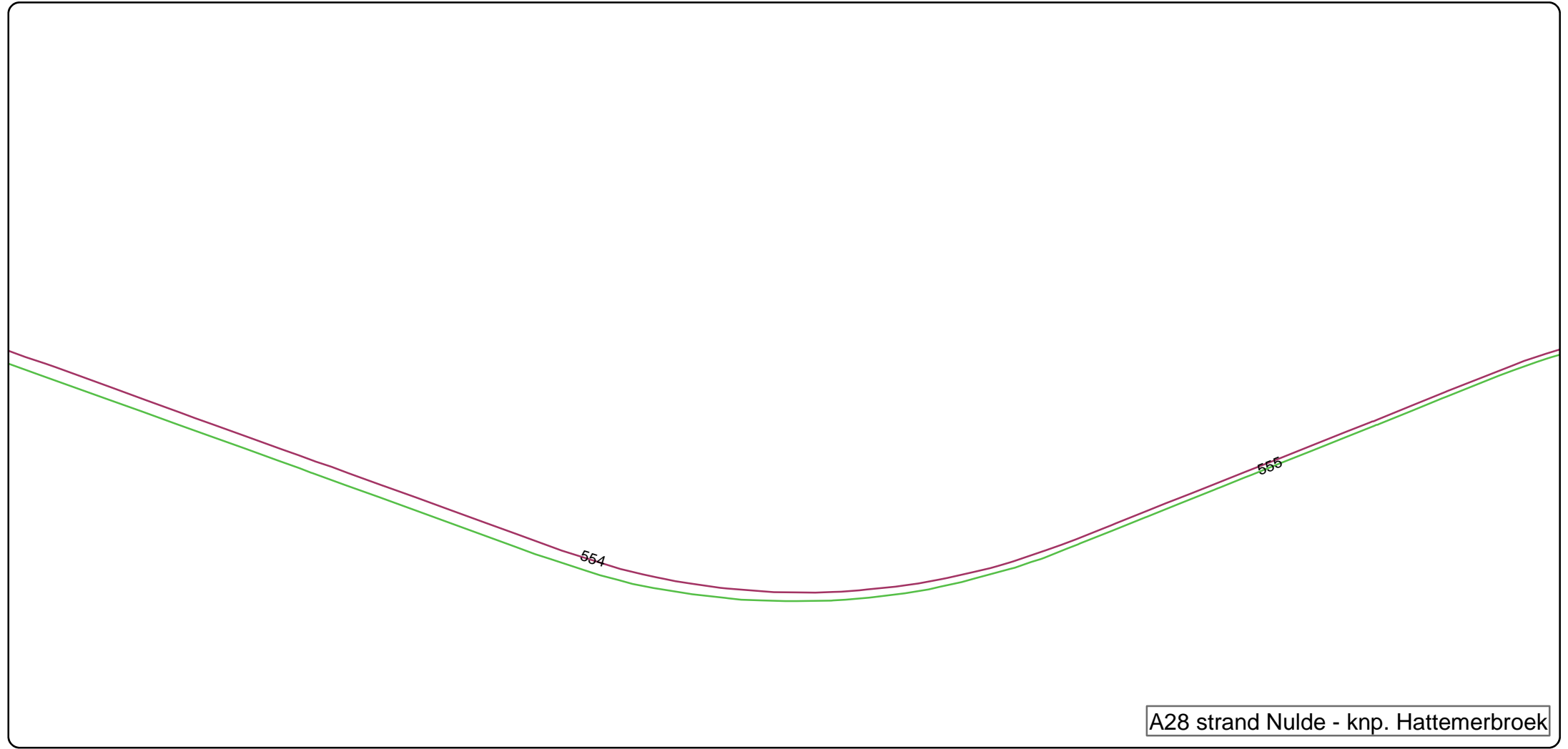


1:15 000



dGm^R





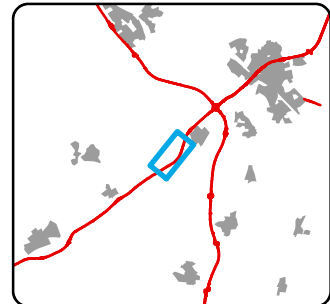
A28 strand Nulde - knp. Hattermerbroek

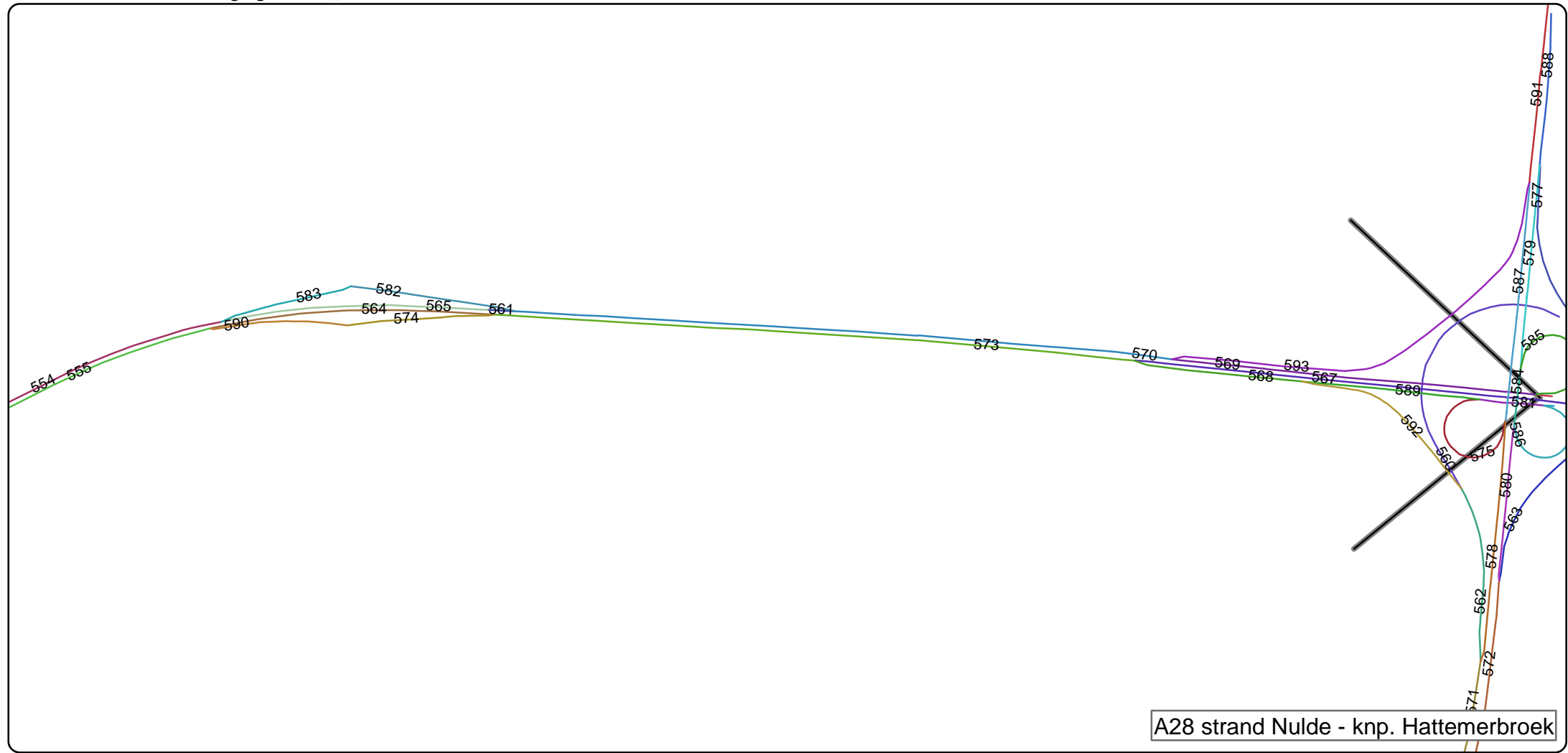
Legenda

— Onderzoeksgrens

1:15 000

0 0.125 0.25 0.5 0.75 1
Kilometers



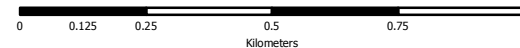


Legenda

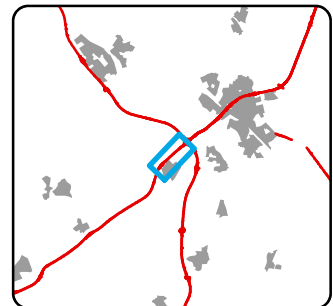
— Onderzoeksgrens



1:15 000



dGm^R

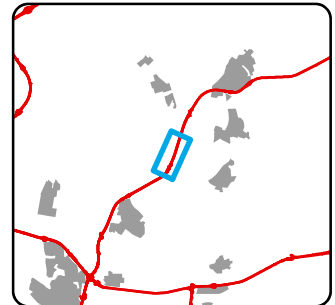



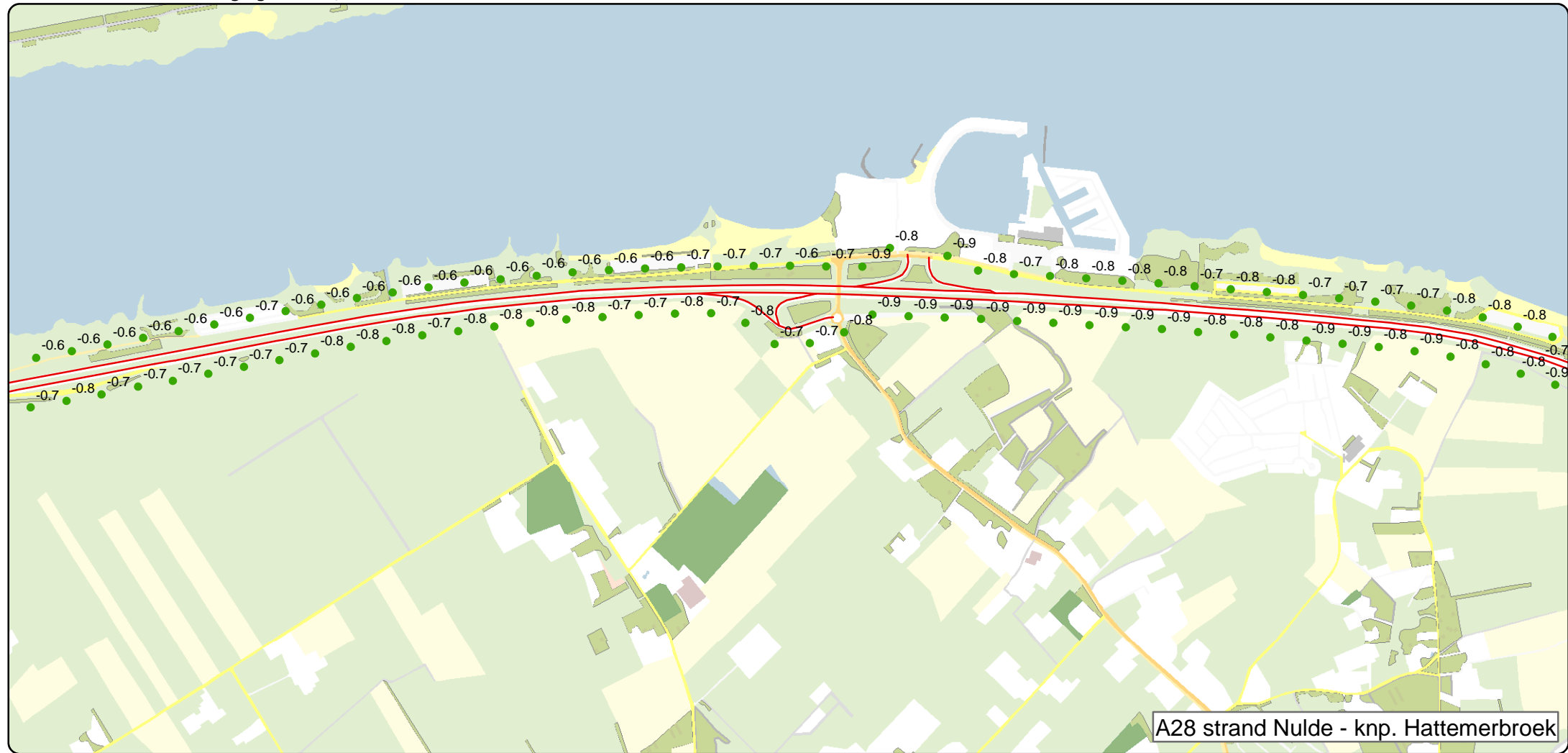


**Legenda
Verschil met GPP**

- tot en met 0.6 dB onder GPP
- 0.5 dB onder GPP tot en met 0.3 dB onder GGP
- 0.2 dB onder GPP tot en met GPP
- Overschrijding van GPP

- Onderzoeksgrens
- Rijkswegen

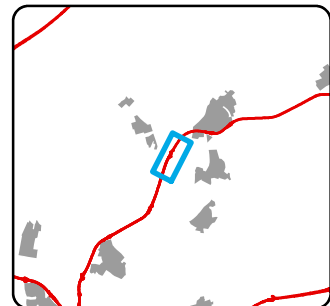



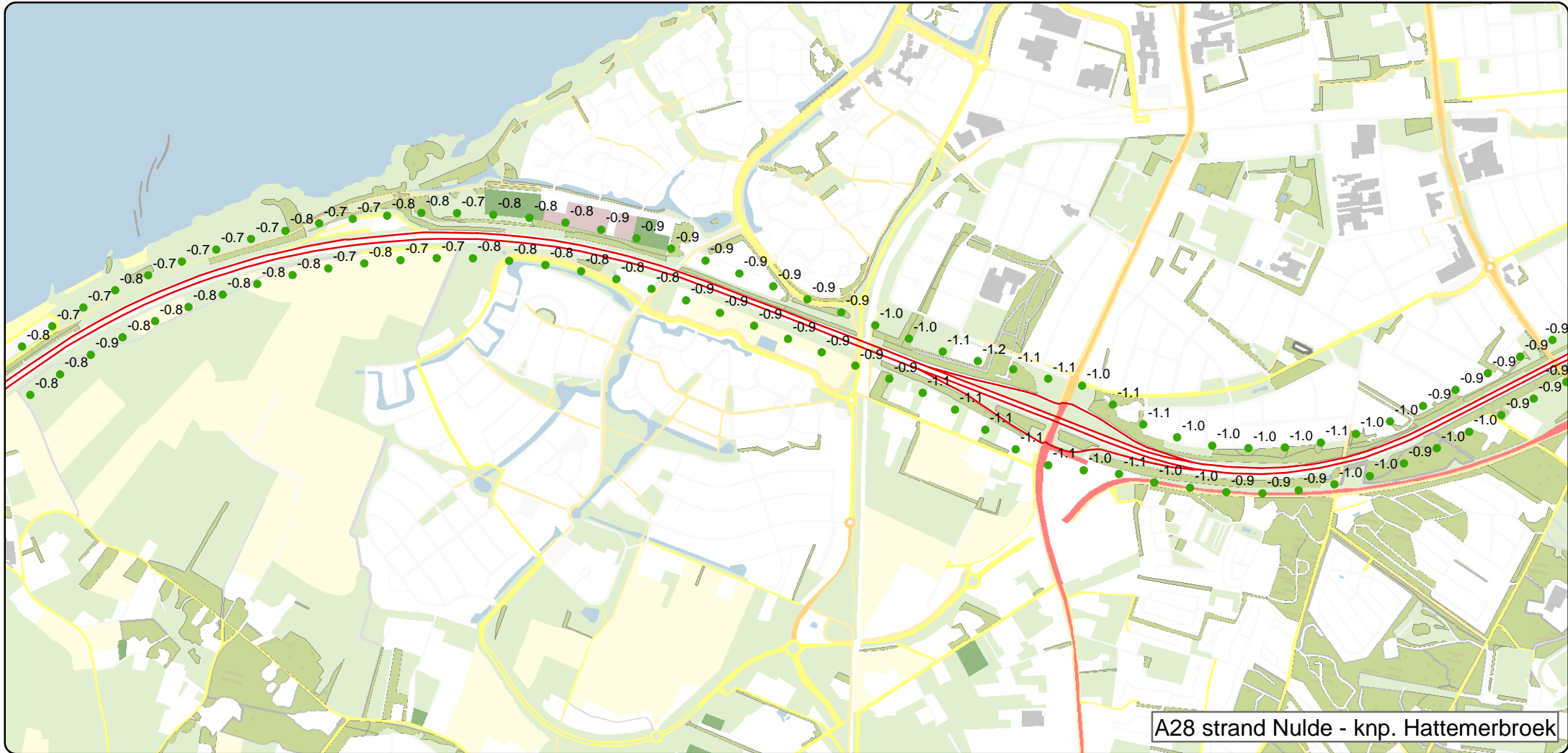


**Legenda
Verschil met GPP**

- tot en met 0.6 dB onder GPP
- 0.5 dB onder GPP tot en met 0.3 dB onder GGP
- 0.2 dB onder GPP tot en met GPP
- Overschrijding van GPP

- Onderzoeksgrens
- Rijkswegen



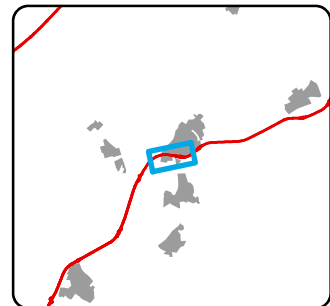
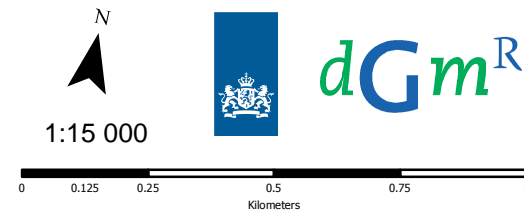


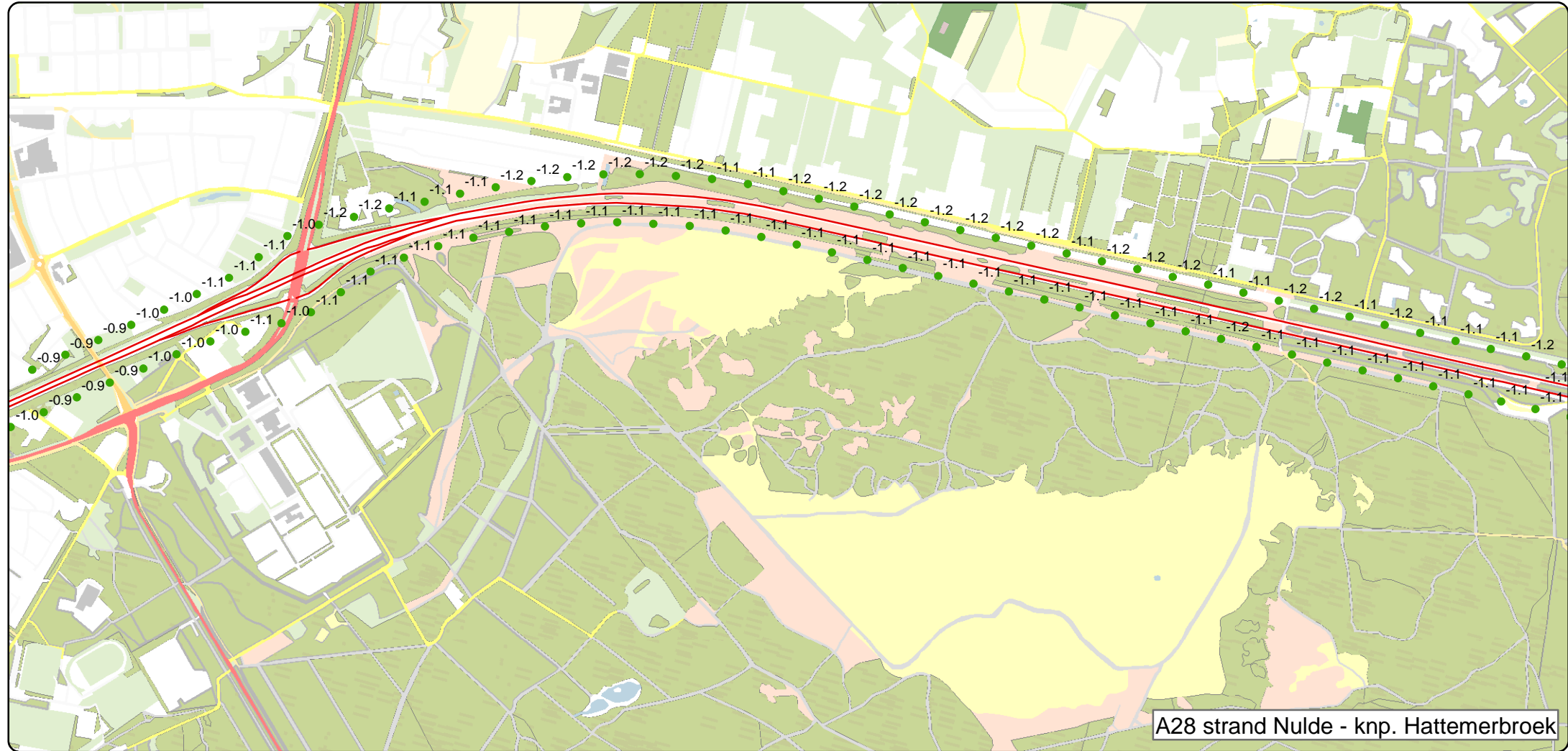
A28 strand Nulde - knp. Hattemberbroek

**Legenda
Verschil met GPP**

- tot en met 0.6 dB onder GPP
- 0.5 dB onder GPP tot en met 0.3 dB onder GPP
- 0.2 dB onder GPP tot en met GPP
- Overschrijding van GPP

- Onderzoeksgrens
- Rijkswegen

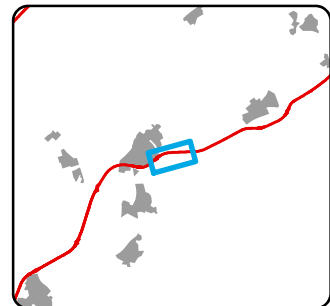
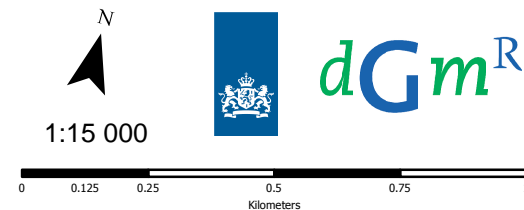


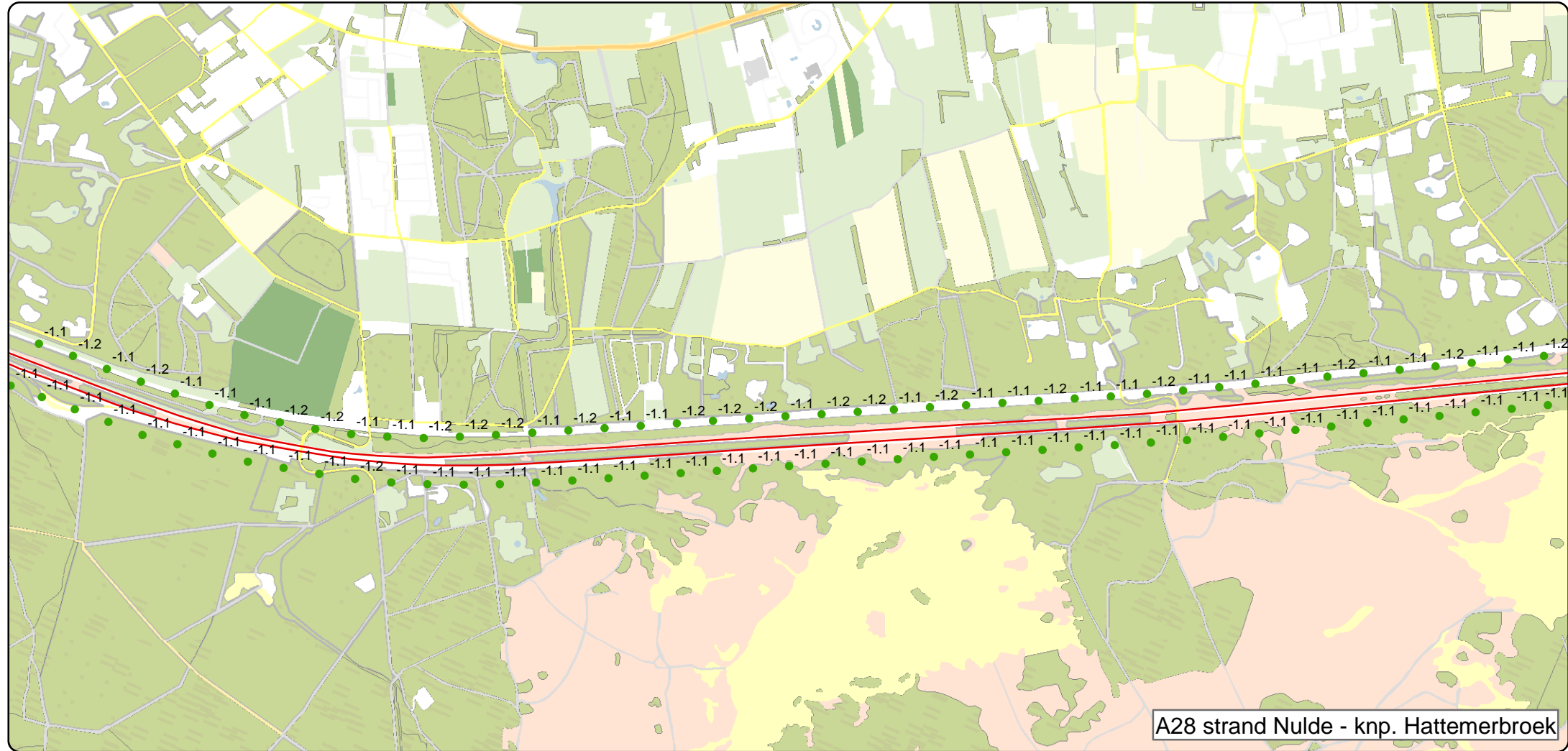


**Legenda
Verschil met GPP**

- tot en met 0.6 dB onder GPP
- 0.5 dB onder GPP tot en met 0.3 dB onder GGP
- 0.2 dB onder GPP tot en met GPP
- Overschrijding van GPP

- Onderzoeksgrens
- Rijkswegen

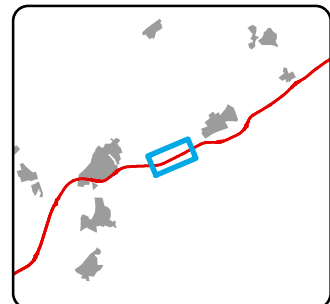
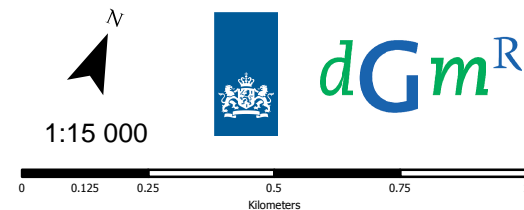




Legenda
Verskil met GPP

- tot en met 0.6 dB onder GPP
- 0.5 dB onder GPP tot en met 0.3 dB onder GGP
- 0.2 dB onder GPP tot en met GPP
- Overschrijding van GPP

- Onderzoeksgrens
- Rijkswegen

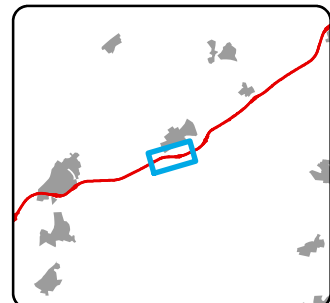
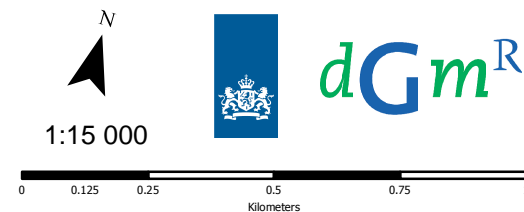


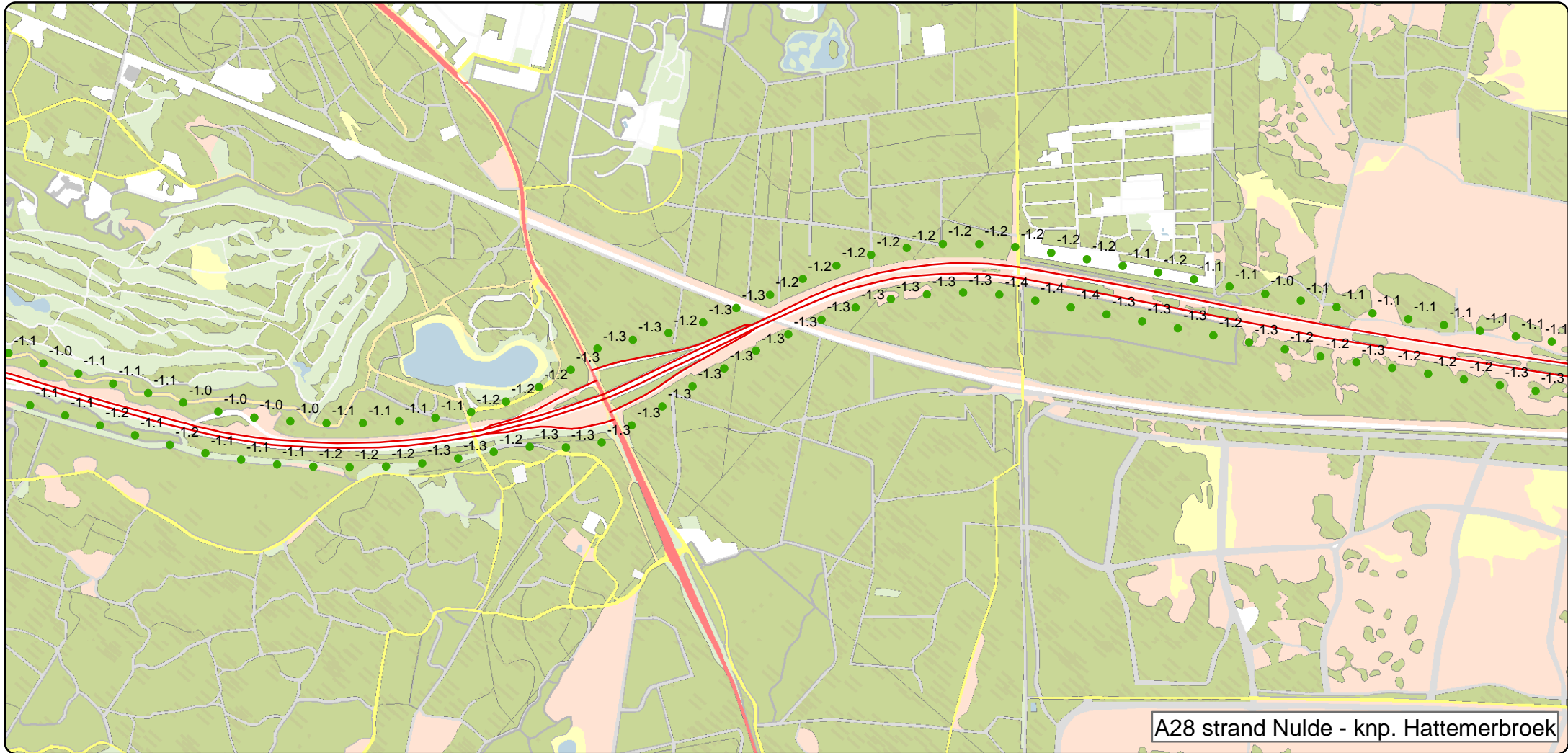


**Legenda
Verschil met GPP**

- tot en met 0.6 dB onder GPP
- 0.5 dB onder GPP tot en met 0.3 dB onder GGP
- 0.2 dB onder GPP tot en met GPP
- Overschrijding van GPP

- Onderzoeksgrens
- Rijkswegen

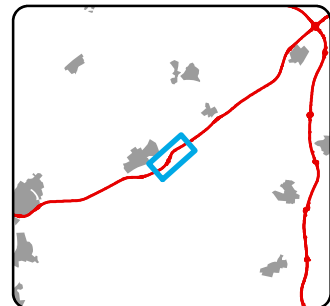





Legenda Verschil met GPP

- tot en met 0.6 dB onder GPP
- 0.5 dB onder GPP tot en met 0.3 dB onder GGP
- 0.2 dB onder GPP tot en met GPP
- Overschrijding van GPP

- Onderzoeksgrens
- Rijkswegen

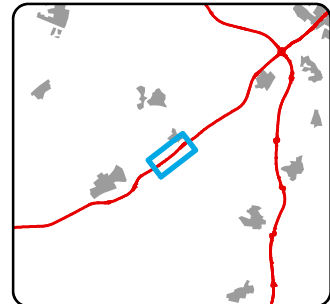



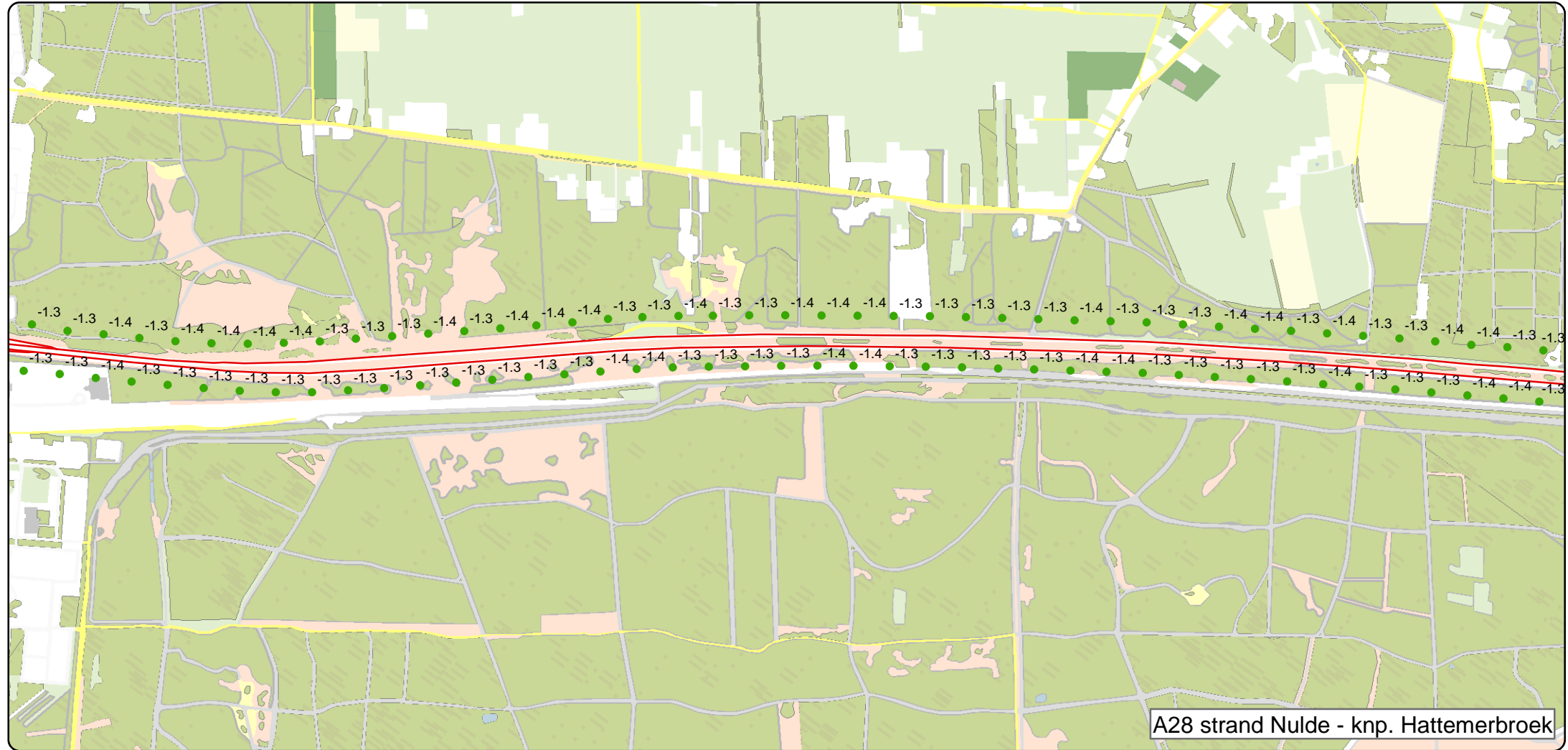


**Legenda
Verschil met GPP**

- tot en met 0.6 dB onder GPP
- 0.5 dB onder GPP tot en met 0.3 dB onder GGP
- 0.2 dB onder GPP tot en met GPP
- Overschrijding van GPP

- Onderzoeksgrens
- Rijkswegen



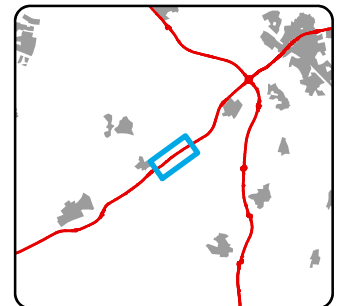
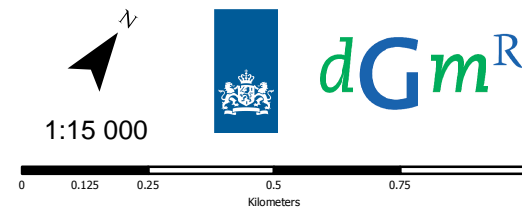


A28 strand Nulde - knp. Hattermerbroek

**Legenda
Verschil met GPP**

- tot en met 0.6 dB onder GPP
- 0.5 dB onder GPP tot en met 0.3 dB onder GPP
- 0.2 dB onder GPP tot en met GPP
- Overschrijding van GPP

- Onderzoeksgrens
- Rijkswegen



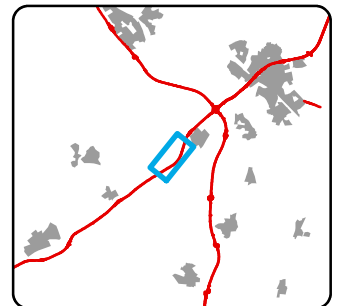
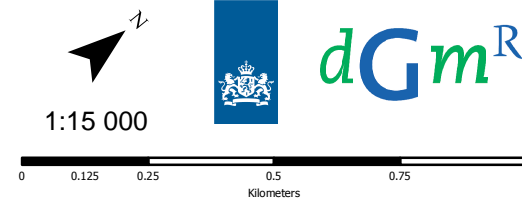


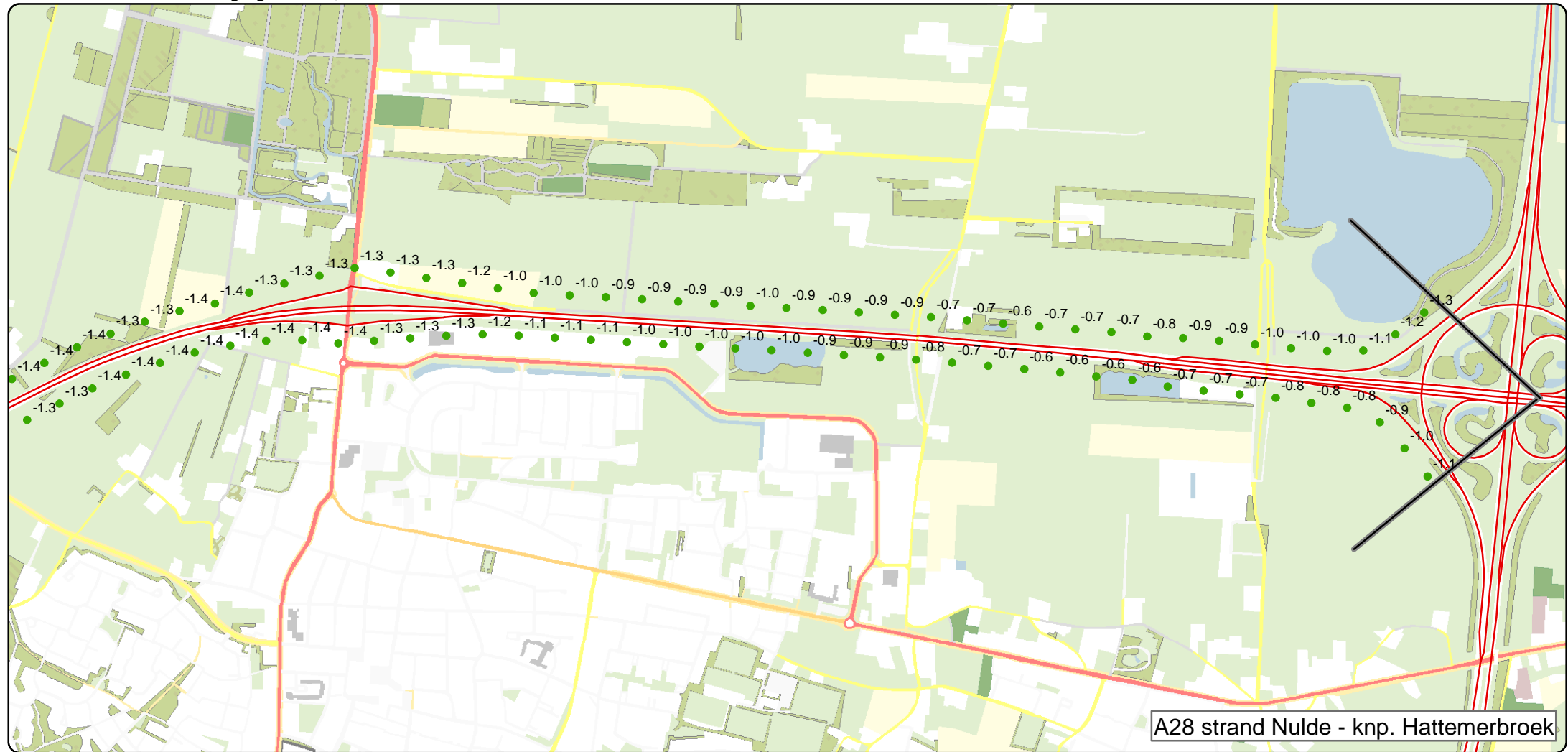
A28 strand Nulde - knp. Hattermerbroek

**Legenda
Verschil met GPP**

- tot en met 0.6 dB onder GPP
- 0.5 dB onder GPP tot en met 0.3 dB onder GGP
- 0.2 dB onder GPP tot en met GPP
- Overschrijding van GPP

- Onderzoeksgrens
- Rijkswegen

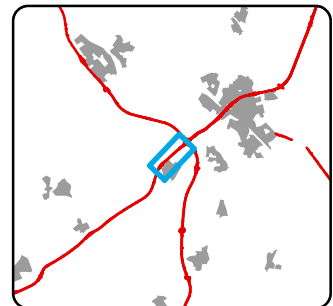
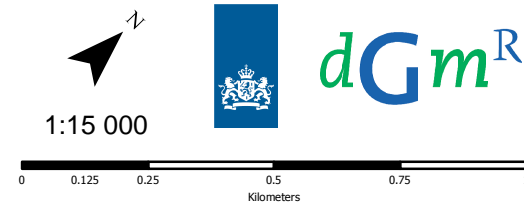




**Legenda
Verschil met GPP**

- tot en met 0.6 dB onder GPP
- 0.5 dB onder GPP tot en met 0.3 dB onder GGP
- 0.2 dB onder GPP tot en met GPP
- Overschrijding van GPP

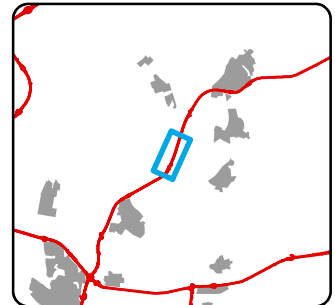

- Onderzoeksgrens
- Rijkswegen

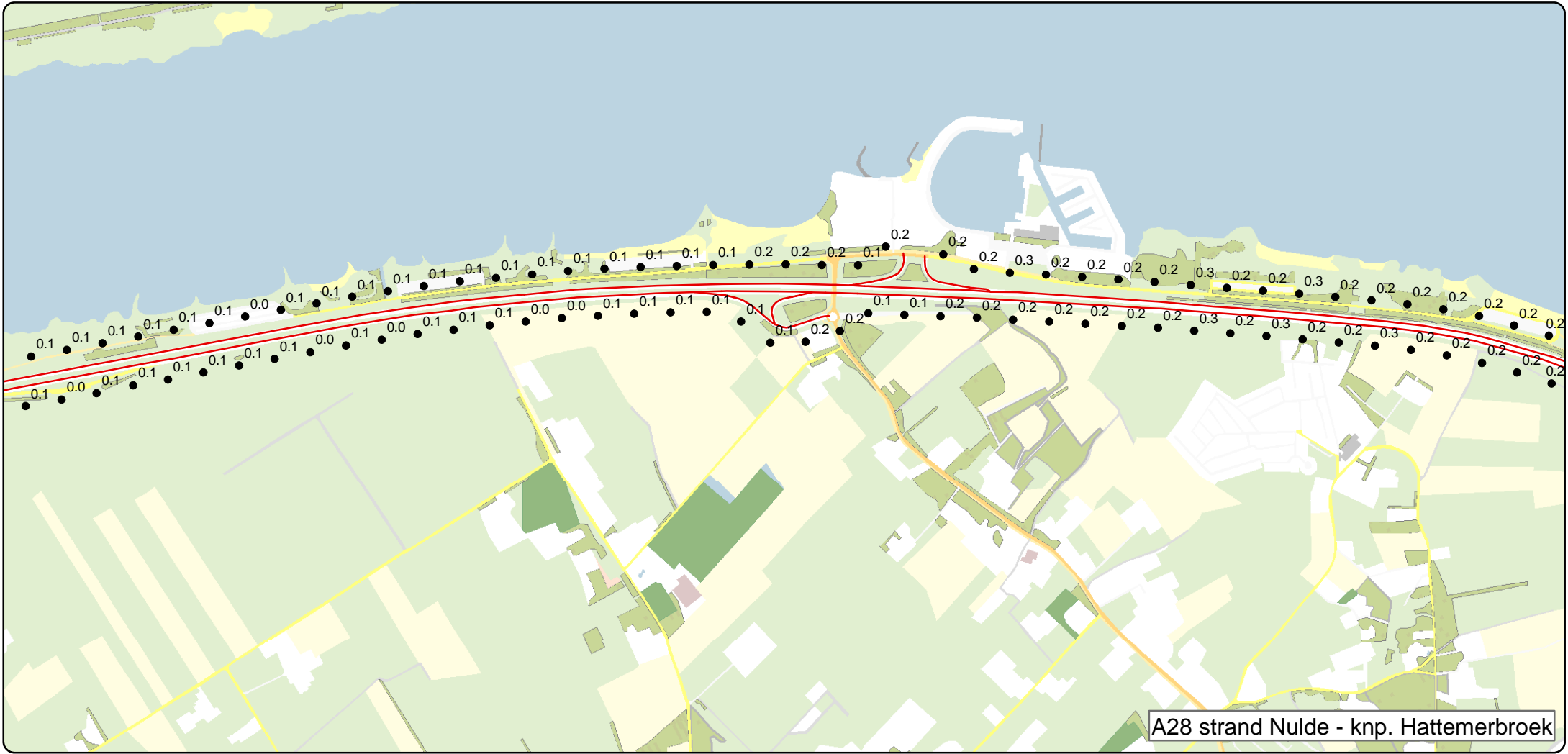




Legenda

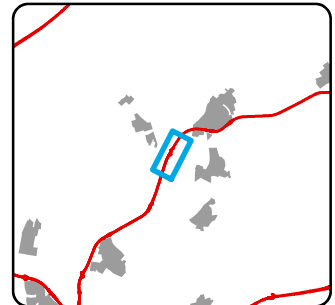

- Toename geluidproductie door snelheidsverhoging
- Onderzoeksgrens
- Rijkswegen

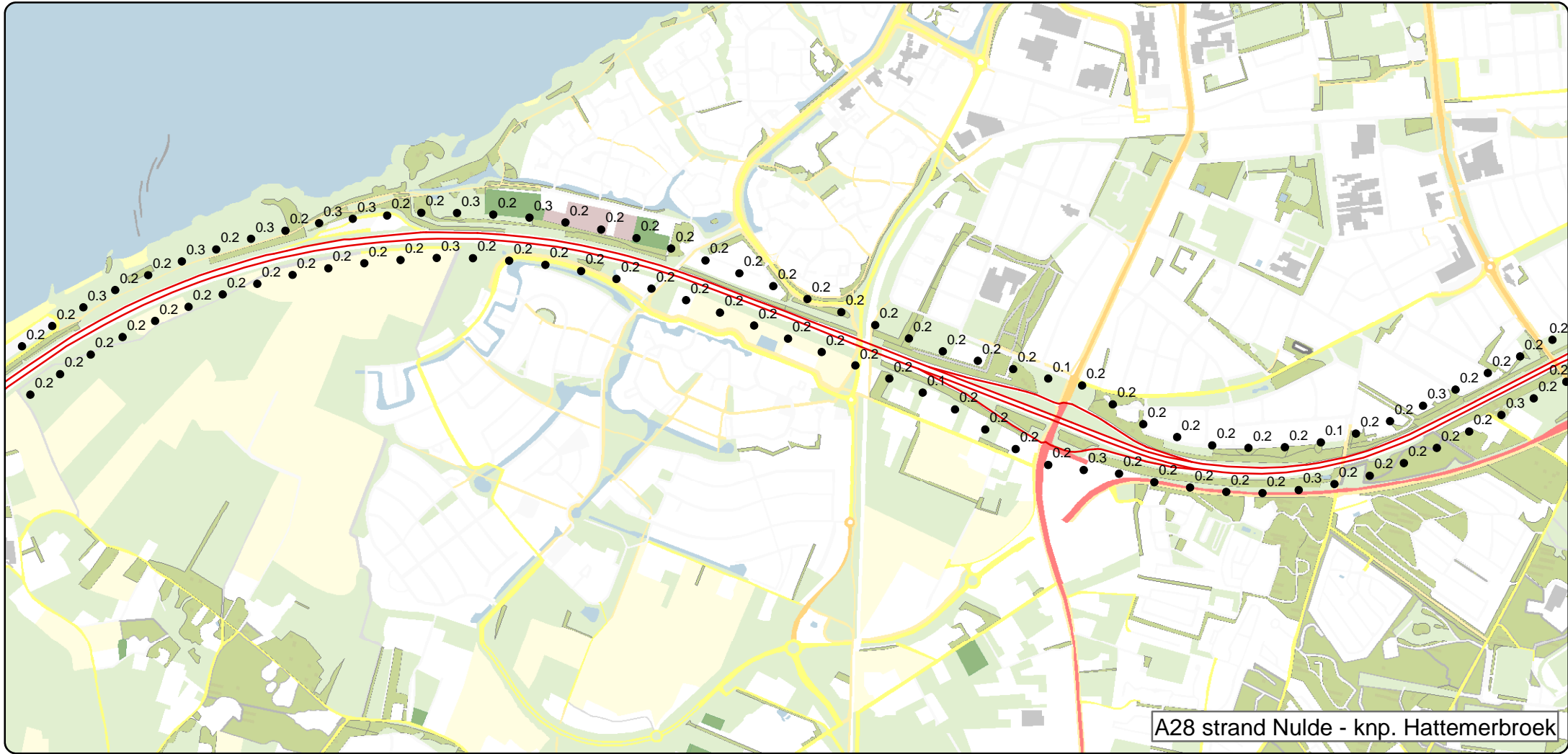




Legenda

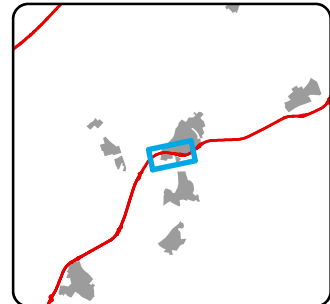

- Toename geluidproductie door snelheidsverhoging
- Onderzoeksgrens
- Rijkswegen

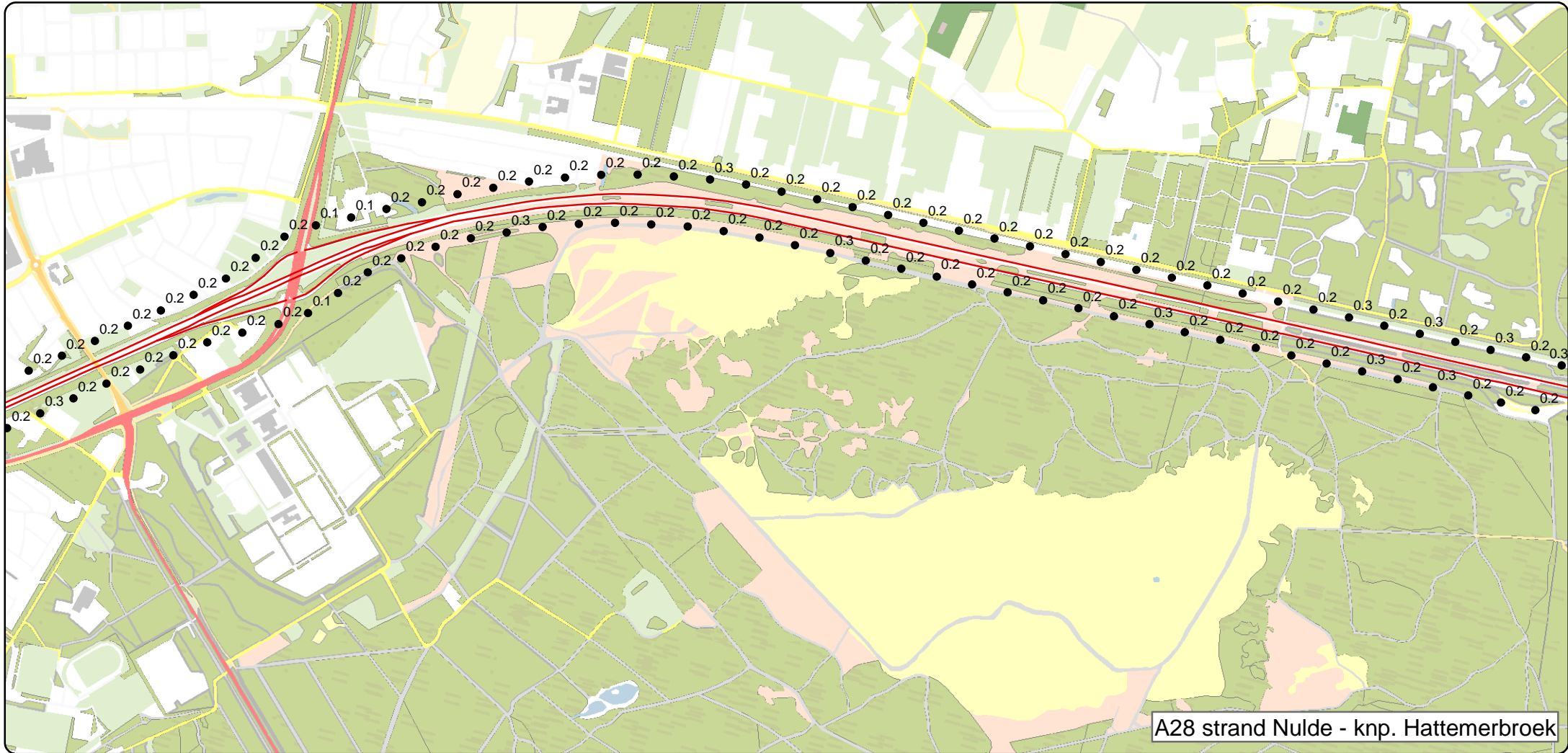




Legenda

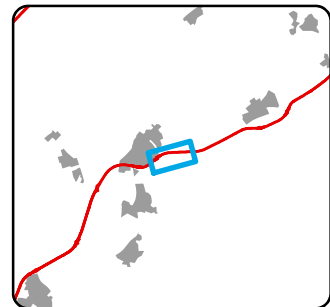

- Toename geluidproductie door snelheidsverhoging
- Onderzoeksgrens
- Rijkswegen





Legenda

- Toename geluidproductie door snelheidsverhoging
- Onderzoeksgrens
- Rijkswegen

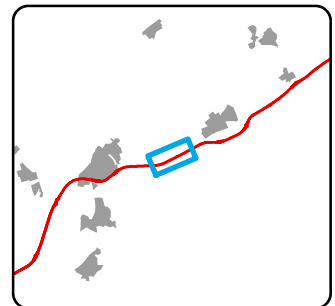



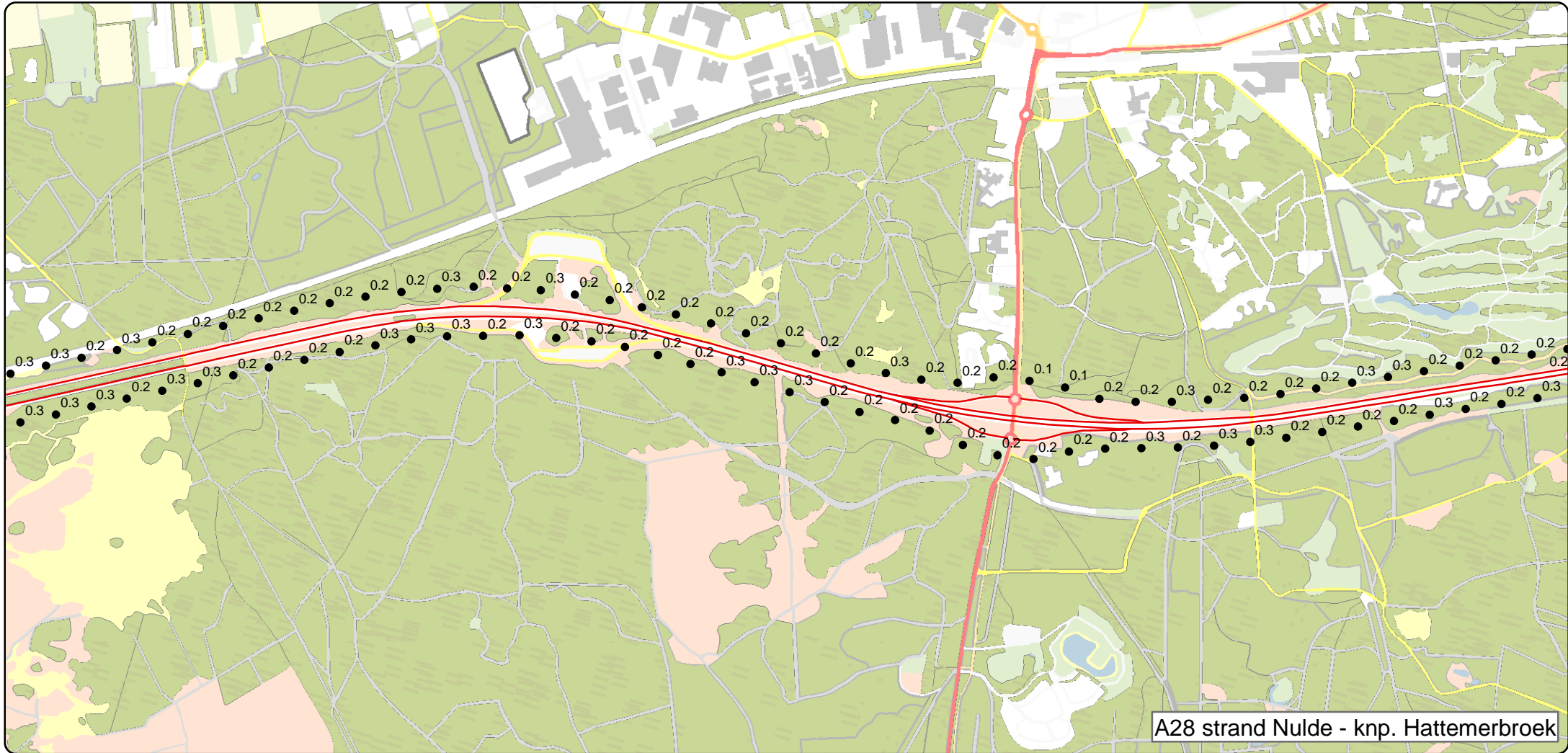


A28 strand Nulde - knp. Hattermerbroek

Legenda

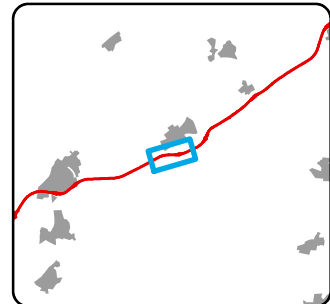

- Toename geluidproductie door snelheidsverhoging
- Onderzoeksgrens
- Rijkswegen

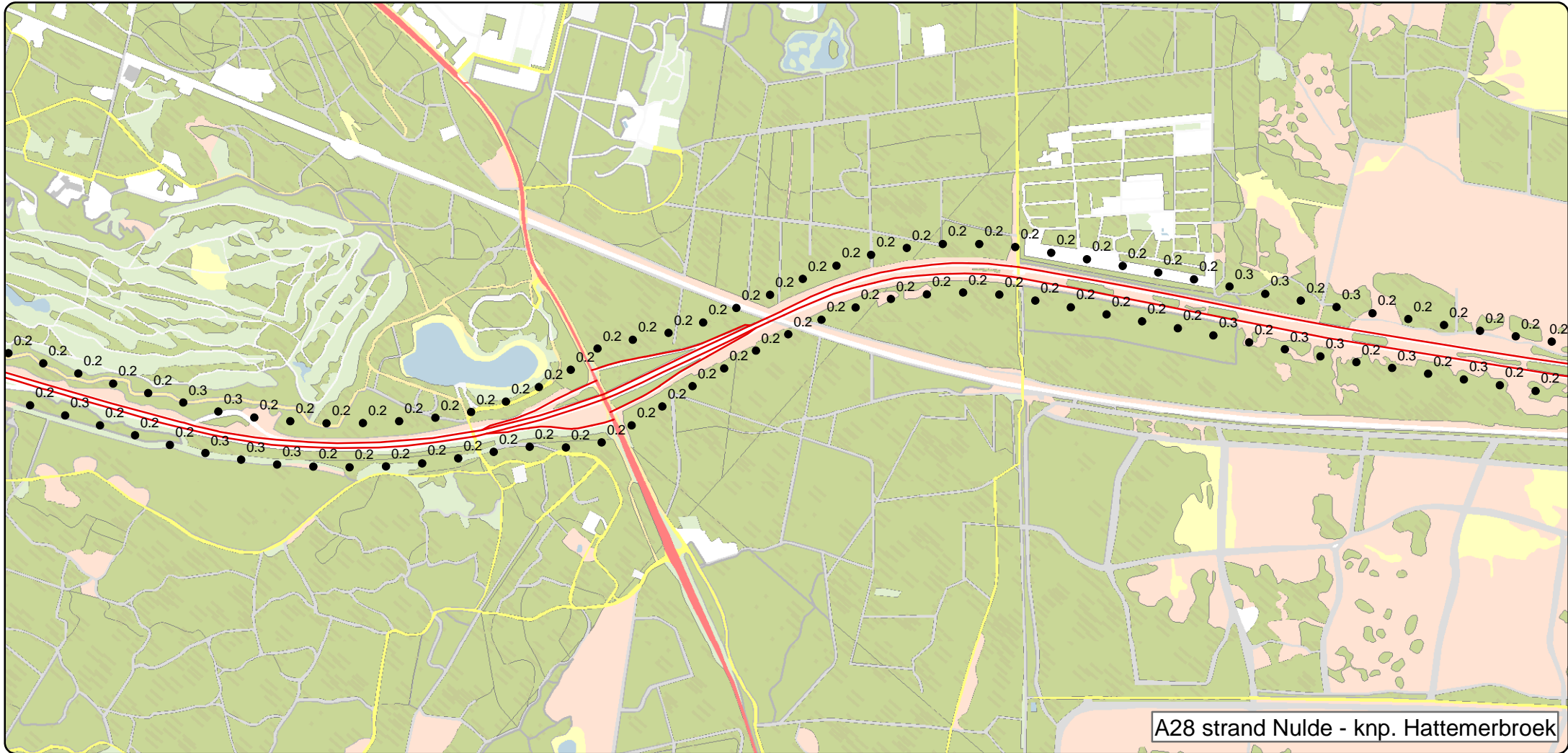




Legenda

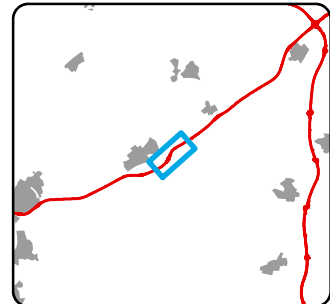

- Toename geluidproductie door snelheidsverhoging
- Onderzoeksgrens
- Rijkswegen

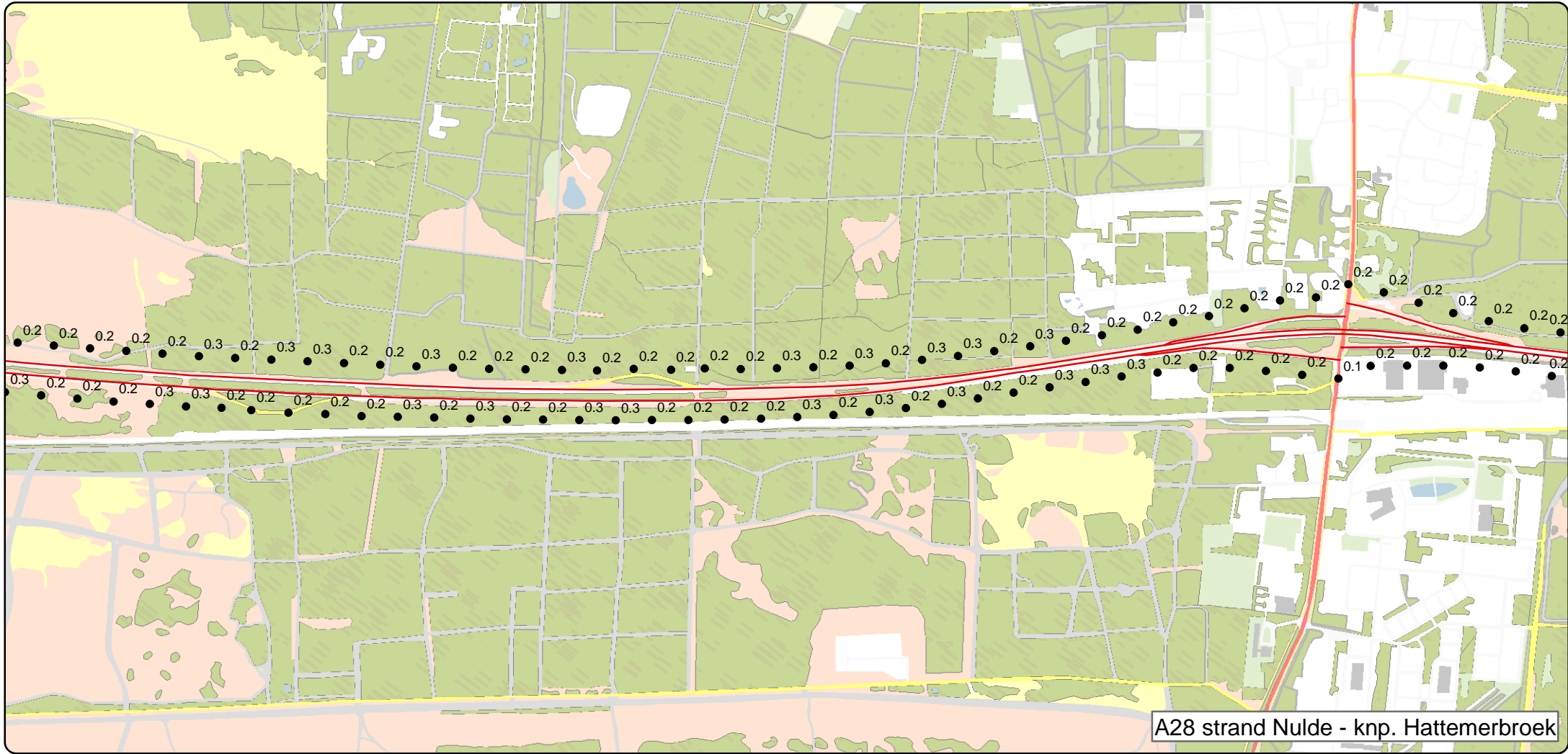




Legenda

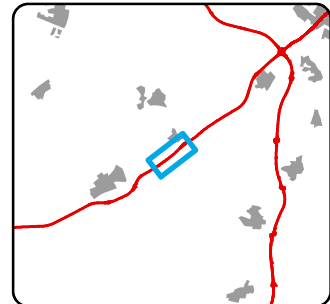

- Toename geluidproductie door snelheidsverhoging
- Onderzoeksgrens
- Rijkswegen

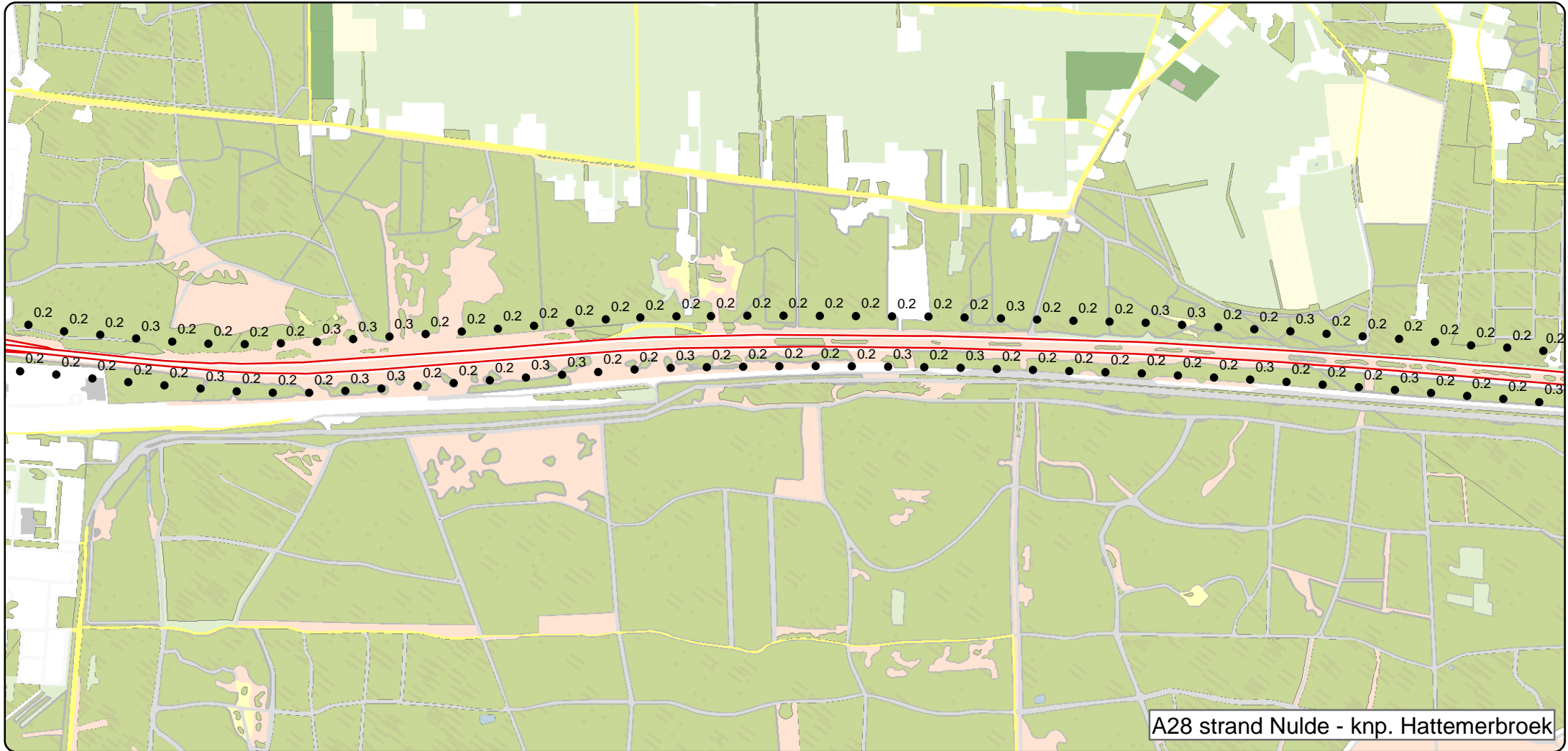




Legenda

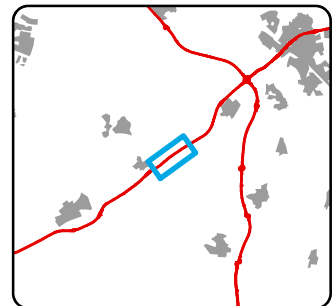
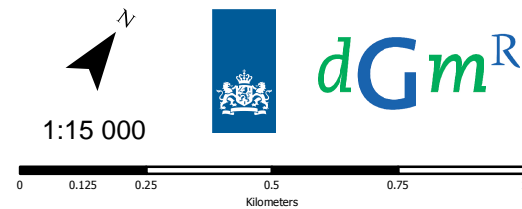
- Toename geluidproductie door snelheidsverhoging
- Onderzoeksgrens
- Rijkswegen

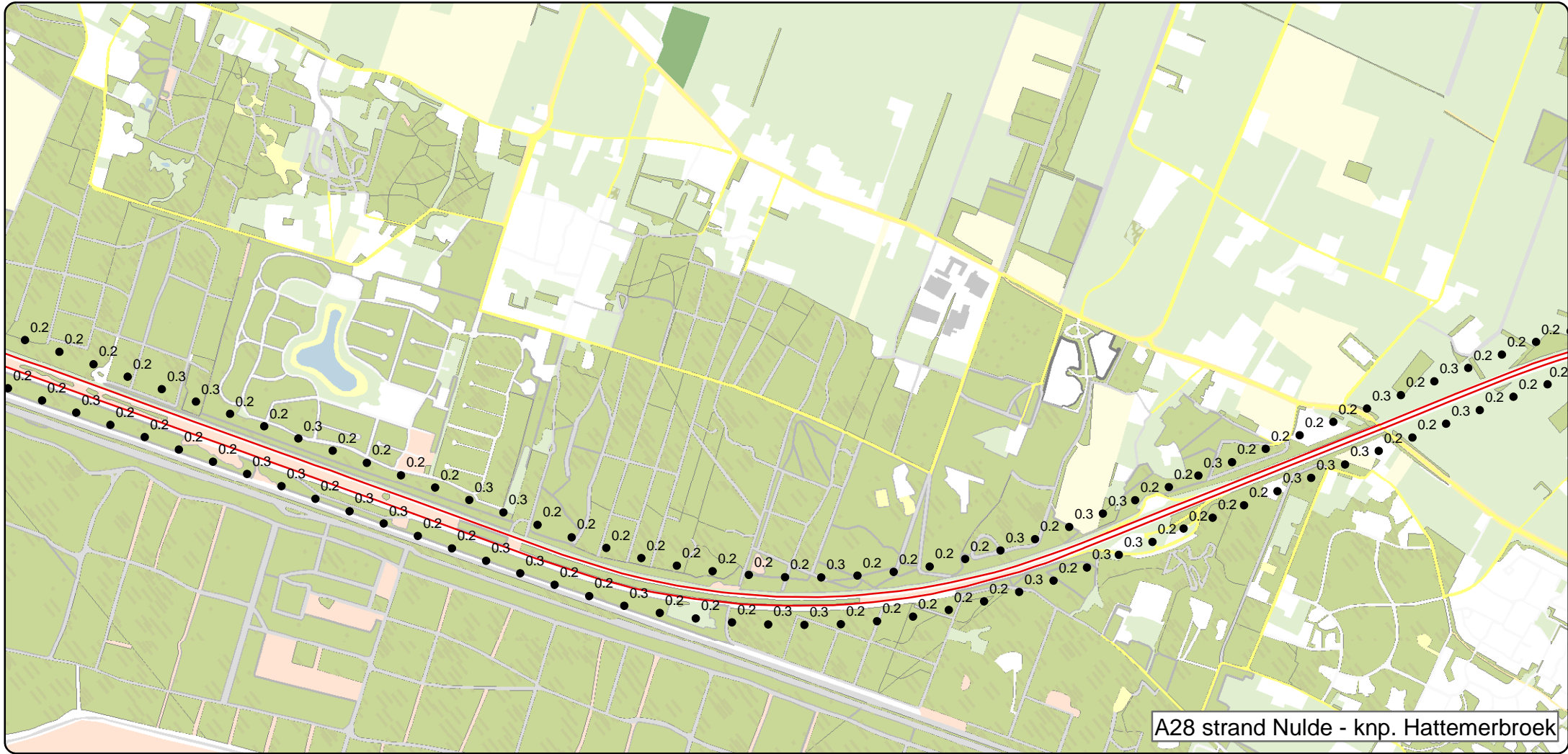




Legenda

- Toename geluidproductie door snelheidsverhoging
- Onderzoeksgrens
- Rijkswegen

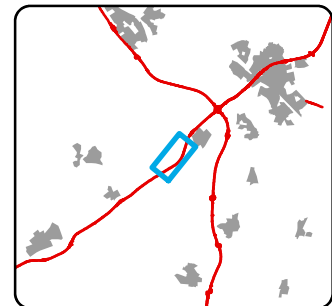
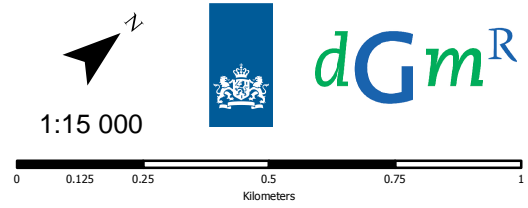


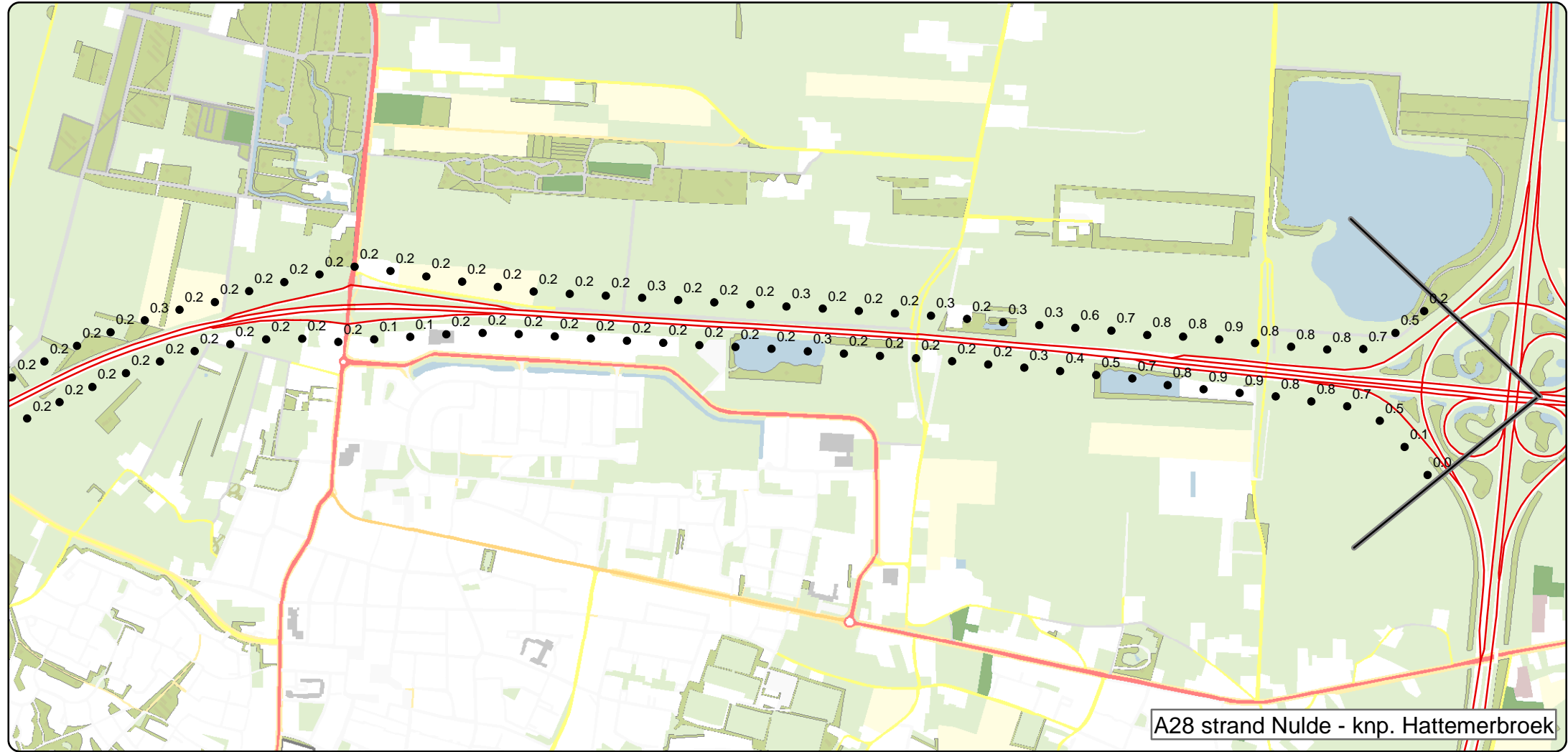


A28 strand Nulde - knp. Hattermerbroek

Legenda

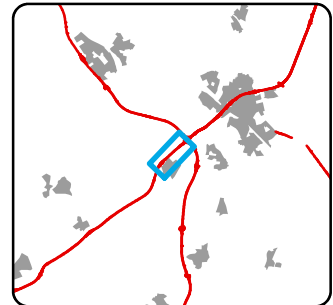

- Toename geluidproductie door snelheidsverhoging
- Onderzoeksgrens
- Rijkswegen





Legenda

- Toename geluidproductie door snelheidsverhoging
- Onderzoeksgrens
- Rijkswegen



Akoestisch onderzoek snelheidsverhoging naar 130 km/h in 2016

Overzicht resultaten

referentiepunt			Geluidproductie- plafond in dB	Geluidproductie in 2016	
ID	X	Y		Waarde	verschil tov GPP
18388	184725.77	487977.01	69.4	68.1	-1.3
18389	184682.74	487886.73	68.9	67.6	-1.3
18390	184629.31	487802.54	68.0	66.8	-1.2
18391	184567.77	487723.71	66.3	65.0	-1.3
18392	184510.41	487641.91	65.4	64.1	-1.3
18393	184493.20	487549.47	67.4	66.1	-1.3
18394	184458.22	487456.23	68.7	67.5	-1.2
18395	184415.65	487366.01	69.7	68.5	-1.2
18396	184362.49	487281.68	70.4	69.2	-1.2
18397	184298.42	487204.89	70.2	69.1	-1.1
18398	184229.24	487132.72	69.9	68.8	-1.1
18399	184157.44	487063.16	69.5	68.4	-1.1
18400	184082.31	486997.20	69.3	68.2	-1.1
18401	184003.10	486936.19	68.8	67.8	-1.0
18402	183921.39	486878.58	67.9	66.9	-1.0
18403	183836.05	486826.49	67.5	66.5	-1.0
18404	183746.87	486781.35	66.6	65.6	-1.0
18405	183656.97	486737.54	65.4	64.3	-1.1
18406	183566.81	486694.25	67.4	66.3	-1.1
18407	183476.13	486652.09	66.8	65.7	-1.1
18408	183385.35	486610.11	66.6	65.6	-1.0
18409	183294.47	486568.38	66.5	65.4	-1.1
18410	183203.58	486526.65	66.8	65.7	-1.1
18411	183112.94	486484.38	66.9	65.9	-1.0
18412	183022.47	486441.75	66.3	65.3	-1.0
18413	182932.00	486399.13	66.4	65.3	-1.1
18414	182841.22	486357.18	66.3	65.3	-1.0
18415	182748.54	486319.74	66.2	65.1	-1.1
18416	182654.08	486286.88	66.4	65.3	-1.1
18417	182559.62	486254.04	66.8	65.8	-1.0
18418	182463.89	486227.03	66.4	65.3	-1.1
18419	182365.91	486207.06	66.8	65.7	-1.1
18420	182266.41	486210.98	62.7	61.7	-1.0
18421	182167.15	486201.78	62.3	61.3	-1.0
18422	182069.05	486183.79	60.8	59.7	-1.1
18423	181978.27	486142.05	64.8	63.6	-1.2
18424	181880.26	486122.86	66.6	65.4	-1.2
18425	181780.82	486113.22	66.3	65.2	-1.1
18426	181680.83	486112.50	66.2	65.0	-1.2
18427	181580.82	486112.50	67.2	66.0	-1.2
18428	181480.81	486112.50	66.8	65.7	-1.1
18429	181380.80	486112.50	66.3	65.2	-1.1
18430	181280.81	486111.95	65.0	63.8	-1.2
18431	181181.10	486109.46	67.0	65.8	-1.2
18432	181085.86	486102.64	68.4	67.3	-1.1
18433	180994.94	486096.86	69.1	67.9	-1.2

Akoestisch onderzoek snelheidsverhoging naar 130 km/h in 2016

Overzicht resultaten

referentiepunt			Geluidproductie- plafond in dB	Geluidproductie in 2016	
ID	X	Y		Waarde	verschil tov GPP
18434	180898.42	486084.99	69.8	68.6	-1.2
18435	180805.08	486071.09	68.6	67.5	-1.1
18438	180714.63	486050.33	68.9	67.7	-1.2
18439	180624.78	486028.80	68.6	67.4	-1.2
18440	180529.54	485996.00	68.3	67.2	-1.1
18441	180437.63	485960.34	67.0	65.8	-1.2
18442	180345.97	485920.44	66.5	65.3	-1.2
18443	180256.32	485876.14	65.8	64.6	-1.2
18444	180168.05	485829.13	65.6	64.4	-1.2
18445	180079.78	485782.11	66.5	65.4	-1.1
18446	179991.51	485735.09	66.8	65.6	-1.2
18447	179903.95	485686.95	65.0	63.9	-1.1
18448	179816.67	485638.16	66.0	64.9	-1.1
18449	179728.64	485590.71	66.2	65.1	-1.1
18450	179640.68	485543.12	65.8	64.6	-1.2
18451	179552.80	485495.37	67.7	66.6	-1.1
18452	179464.91	485447.64	67.5	66.4	-1.1
18453	179377.04	485399.90	67.1	65.9	-1.2
18454	179289.16	485352.15	66.7	65.6	-1.1
18455	179201.27	485304.42	66.7	65.6	-1.1
18456	179113.39	485256.68	67.0	65.8	-1.2
18457	179025.51	485208.95	66.7	65.6	-1.1
18458	178937.63	485161.21	66.2	65.1	-1.1
18459	178849.71	485113.55	65.9	64.8	-1.1
18460	178761.61	485066.22	66.4	65.3	-1.1
18461	178673.67	485018.61	67.1	65.9	-1.2
18462	178584.54	484973.26	67.4	66.3	-1.1
18463	178494.99	484928.73	67.1	66.0	-1.1
18464	178405.45	484884.18	67.2	66.0	-1.2
18465	178315.91	484839.63	67.7	66.6	-1.1
18466	178226.34	484795.15	67.9	66.8	-1.1
18467	178136.79	484750.61	67.8	66.6	-1.2
18468	178047.49	484705.59	67.7	66.6	-1.1
18469	177958.00	484660.94	67.5	66.3	-1.2
18470	177868.51	484616.30	67.3	66.1	-1.2
18471	177779.02	484571.65	67.3	66.2	-1.1
18472	177689.53	484527.01	67.9	66.7	-1.2
18473	177600.10	484482.23	68.4	67.2	-1.2
18474	177510.96	484436.89	68.6	67.4	-1.2
18475	177421.83	484391.53	68.4	67.3	-1.1
18476	177332.70	484346.17	67.9	66.8	-1.1
18477	177243.26	484301.43	67.9	66.7	-1.2
18478	177153.80	484256.71	68.1	67.0	-1.1
18479	177064.33	484212.03	68.2	67.0	-1.2
18480	176974.06	484168.98	68.2	67.0	-1.2
18481	176883.56	484126.44	68.5	67.3	-1.2

Akoestisch onderzoek snelheidsverhoging naar 130 km/h in 2016

Overzicht resultaten

referentiepunt			Geluidproductie- plafond in dB	Geluidproductie in 2016	
ID	X	Y		Waarde	verschil tov GPP
18482	176790.24	484090.48	68.0	66.9	-1.1
18483	176695.60	484058.24	68.2	67.1	-1.1
18484	176599.02	484032.51	69.0	67.8	-1.2
18485	176501.40	484010.78	68.6	67.4	-1.2
18486	176403.27	483991.59	68.7	67.6	-1.1
18487	176303.98	483979.74	67.7	66.6	-1.1
18488	176204.39	483970.77	67.5	66.4	-1.1
18489	176104.56	483964.81	67.5	66.3	-1.2
18490	176004.65	483960.34	67.5	66.4	-1.1
18491	175904.72	483956.74	68.0	66.8	-1.2
18492	175804.89	483951.14	68.5	67.4	-1.1
18493	175704.95	483947.36	68.3	67.2	-1.1
18494	175605.01	483943.57	68.0	66.9	-1.1
18495	175505.08	483939.78	67.5	66.3	-1.2
18496	175405.13	483936.58	67.4	66.3	-1.1
18497	175305.20	483932.40	67.5	66.3	-1.2
18498	175205.27	483928.56	67.4	66.2	-1.2
18499	175105.34	483924.65	67.4	66.3	-1.1
18500	175005.40	483920.75	67.4	66.3	-1.1
18501	174905.49	483916.35	67.3	66.1	-1.2
18502	174805.58	483911.92	67.2	66.0	-1.2
18503	174705.67	483907.51	67.0	65.8	-1.2
18504	174605.76	483903.07	66.8	65.7	-1.1
18505	174505.84	483898.64	67.0	65.8	-1.2
18506	174405.93	483894.22	67.0	65.8	-1.2
18507	174306.02	483889.77	67.1	65.9	-1.2
18508	174206.11	483885.34	67.4	66.2	-1.2
18509	174106.20	483880.90	67.5	66.3	-1.2
18510	174006.29	483876.48	67.0	65.8	-1.2
18511	173906.38	483872.06	66.5	65.3	-1.2
18512	173806.47	483867.56	66.2	65.0	-1.2
18513	173706.72	483860.60	65.9	64.8	-1.1
18514	173607.47	483848.67	66.7	65.6	-1.1
18515	173509.09	483830.90	67.2	66.0	-1.2
18516	173411.36	483809.71	67.1	65.9	-1.2
18517	173314.85	483783.57	67.3	66.1	-1.2
18518	173220.56	483750.29	67.6	66.4	-1.2
18519	173127.39	483713.98	67.2	66.0	-1.2
18520	173036.50	483672.28	67.8	66.6	-1.2
18521	172946.06	483629.58	67.6	66.5	-1.1
18522	172857.92	483582.55	67.8	66.7	-1.1
18523	172767.80	483539.29	66.0	64.9	-1.1
18524	172679.84	483491.72	63.1	61.9	-1.2
18525	172592.00	483445.74	61.2	60.0	-1.2
18526	172516.50	483393.62	59.5	58.5	-1.0
18527	172454.56	483316.54	59.5	58.4	-1.1

Akoestisch onderzoek snelheidsverhoging naar 130 km/h in 2016

Overzicht resultaten

referentiepunt			Geluidproductie- plafond in dB	Geluidproductie in 2016	
ID	X	Y		Waarde	verschil tov GPP
18528	172390.75	483240.21	62.0	60.9	-1.1
18529	172316.36	483173.42	62.1	61.0	-1.1
18530	172240.47	483108.50	61.6	60.6	-1.0
18531	172163.76	483044.33	62.5	61.5	-1.0
18532	172086.89	482980.36	64.6	63.7	-0.9
18533	172009.24	482917.36	66.2	65.3	-0.9
18534	171931.80	482854.07	63.4	62.5	-0.9
18535	171854.35	482790.80	62.6	61.7	-0.9
18536	171775.97	482728.68	61.9	61.0	-0.9
18537	171696.45	482668.10	62.3	61.3	-1.0
18538	171611.75	482615.01	62.0	61.0	-1.0
18539	171521.89	482571.31	60.5	59.4	-1.1
18540	171427.82	482537.54	60.7	59.7	-1.0
18541	171330.41	482515.34	61.0	60.0	-1.0
18542	171231.42	482501.49	62.3	61.3	-1.0
18543	171131.80	482503.21	62.8	61.8	-1.0
18544	171033.30	482518.87	62.5	61.4	-1.1
18545	170940.11	482555.10	59.3	58.2	-1.1
18546	170846.41	482588.28	57.7	56.7	-1.0
18547	170751.51	482587.70	57.6	56.5	-1.1
18548	170651.75	482592.83	57.7	56.6	-1.1
18549	170551.77	482594.87	58.4	57.2	-1.2
18550	170451.92	482600.40	59.0	57.9	-1.1
18551	170353.15	482615.80	57.6	56.6	-1.0
18552	170254.52	482632.35	58.7	57.7	-1.0
18553	170155.75	482648.03	57.9	57.0	-0.9
18554	170057.00	482663.84	57.0	56.1	-0.9
18555	169958.16	482679.12	56.2	55.3	-0.9
18556	169859.36	482694.60	57.1	56.2	-0.9
18557	169760.57	482710.14	58.0	57.1	-0.9
18558	169661.36	482722.66	62.0	61.1	-0.9
18559	169561.69	482730.84	63.9	63.0	-0.9
18560	169461.73	482733.50	64.6	63.7	-0.9
18561	169361.74	482732.07	65.2	64.4	-0.8
18562	169262.05	482724.59	64.8	64.0	-0.8
18563	169162.79	482712.41	64.3	63.5	-0.8
18564	169064.27	482695.39	64.8	64.1	-0.7
18565	168967.66	482675.93	67.8	67.0	-0.8
18566	168877.61	482648.68	69.7	68.9	-0.8
18567	168787.04	482620.21	69.7	69.0	-0.7
18568	168698.66	482589.12	69.8	69.1	-0.7
18569	168611.96	482549.71	70.2	69.4	-0.8
18570	168524.16	482507.90	70.0	69.3	-0.7
18571	168436.58	482459.63	69.4	68.7	-0.7
18572	168351.27	482407.49	69.3	68.6	-0.7
18573	168268.38	482351.55	69.3	68.6	-0.7

Akoestisch onderzoek snelheidsverhoging naar 130 km/h in 2016

Overzicht resultaten

referentiepunt			Geluidproductie- plafond in dB	Geluidproductie in 2016	
ID	X	Y		Waarde	verschil tov GPP
18574	168188.19	482291.79	69.3	68.5	-0.8
18575	168111.91	482227.12	69.3	68.6	-0.7
18576	168038.86	482158.90	69.3	68.6	-0.7
18577	167969.17	482087.16	69.5	68.7	-0.8
18578	167900.67	482014.32	69.3	68.5	-0.8
18579	167838.50	481936.02	69.4	68.6	-0.8
18580	167779.67	481855.18	69.3	68.6	-0.7
18581	167723.48	481772.45	69.2	68.5	-0.7
18582	167668.22	481689.09	69.2	68.5	-0.7
18583	167613.35	481605.48	69.4	68.7	-0.7
18584	167559.27	481521.36	69.5	68.7	-0.8
18585	167506.05	481436.69	69.6	68.8	-0.8
18586	167451.91	481352.61	69.1	68.4	-0.7
18587	167397.63	481268.61	69.5	68.7	-0.8
18588	167344.87	481183.65	69.0	68.2	-0.8
18589	167291.87	481098.85	68.8	68.0	-0.8
18590	167239.35	481013.73	69.4	68.6	-0.8
18591	167188.07	480927.91	69.3	68.6	-0.7
18592	167132.63	480845.29	68.6	67.8	-0.8
18593	167057.08	480790.28	65.1	64.2	-0.9
18595	166963.41	480659.69	64.8	64.0	-0.8
18596	166973.03	480568.77	67.8	66.9	-0.9
18597	166926.01	480480.71	67.7	67.0	-0.7
18598	166877.27	480393.38	68.4	67.8	-0.6
18599	166830.60	480304.94	69.2	68.5	-0.7
18600	166784.73	480216.07	69.2	68.5	-0.7
18601	166740.00	480126.62	69.3	68.6	-0.7
18602	166696.12	480036.76	69.3	68.7	-0.6
18603	166653.33	479946.37	69.2	68.6	-0.6
18604	166611.70	479855.49	69.2	68.6	-0.6
18605	166573.39	479763.11	69.2	68.6	-0.6
18606	166535.03	479670.75	69.2	68.6	-0.6
18607	166496.99	479578.25	69.2	68.6	-0.6
18608	166462.30	479484.46	69.4	68.8	-0.6
18609	166428.06	479390.50	69.5	68.9	-0.6
18610	166395.19	479296.05	69.3	68.7	-0.6
18611	166364.87	479200.75	69.3	68.7	-0.6
18612	166334.55	479105.45	69.3	68.7	-0.6
18613	166304.54	479010.05	69.3	68.6	-0.7
18614	166274.74	478914.58	69.1	68.5	-0.6
18615	166244.89	478819.13	69.1	68.5	-0.6
18616	166214.99	478723.70	69.0	68.4	-0.6
18617	166185.08	478628.26	69.0	68.4	-0.6
18618	166155.18	478532.83	68.9	68.3	-0.6
18619	166125.28	478437.39	69.0	68.4	-0.6
18620	166095.38	478341.96	69.1	68.5	-0.6

Akoestisch onderzoek snelheidsverhoging naar 130 km/h in 2016

Overzicht resultaten

referentiepunt			Geluidproductie- plafond in dB	Geluidproductie in 2016	
ID	X	Y		Waarde	verschil tov GPP
18621	166065.48	478246.52	69.1	68.5	-0.6
18622	166035.62	478151.08	69.1	68.5	-0.6
18623	166006.39	478055.45	69.1	68.5	-0.6
18624	165976.49	477960.02	69.1	68.5	-0.6
18625	165946.60	477864.58	69.1	68.5	-0.6
18626	165916.96	477769.06	69.1	68.4	-0.7
18627	165887.55	477673.47	69.0	68.3	-0.7
18628	165858.04	477577.92	69.1	68.4	-0.7
18629	165828.16	477482.48	69.1	68.4	-0.7
18630	165798.27	477387.04	69.0	68.4	-0.6
18631	165768.39	477291.60	69.1	68.5	-0.6
18632	165738.52	477196.15	69.1	68.4	-0.7
18633	165708.64	477100.71	69.2	68.5	-0.7
18634	165678.68	477005.29	69.2	68.6	-0.6
18635	165648.66	476909.90	69.2	68.5	-0.7
18636	165617.48	476814.88	69.3	68.7	-0.6
18637	165583.59	476720.79	69.2	68.6	-0.6
18638	165549.15	476626.90	69.2	68.6	-0.6
18639	165516.45	476532.40	69.2	68.6	-0.6
18640	165480.95	476438.90	69.2	68.6	-0.6
18641	165445.09	476345.54	69.2	68.6	-0.6
18642	165409.21	476252.19	69.3	68.7	-0.6
18643	165370.97	476159.78	69.2	68.6	-0.6
18644	165332.43	476067.49	69.4	68.8	-0.6
18645	165292.91	475975.62	69.6	68.9	-0.7
18646	165251.87	475884.42	69.8	69.1	-0.7
18647	165208.96	475794.16	70.3	69.4	-0.9
18648	165158.43	475708.08	69.6	68.6	-1.0
18649	165103.45	475624.56	68.6	67.6	-1.0
19033	165262.80	475526.71	67.7	66.8	-0.9
19034	165290.18	475622.90	69.0	68.0	-1.0
19035	165319.34	475718.51	70.2	69.2	-1.0
19036	165360.37	475809.72	69.9	69.1	-0.8
19037	165401.47	475900.90	69.5	68.8	-0.7
19038	165440.66	475992.92	69.4	68.7	-0.7
19039	165478.81	476085.37	69.3	68.5	-0.8
19040	165516.80	476177.89	69.2	68.5	-0.7
19041	165554.23	476270.64	69.1	68.3	-0.8
19042	165590.61	476363.80	69.1	68.4	-0.7
19043	165626.14	476457.29	69.2	68.4	-0.8
19044	165661.04	476551.02	69.1	68.4	-0.7
19045	165694.77	476645.17	69.1	68.3	-0.8
19046	165728.38	476739.37	68.8	68.1	-0.7
19047	165759.23	476834.51	69.2	68.4	-0.8
19048	165789.90	476929.71	69.1	68.3	-0.8
19049	165820.55	477024.91	69.0	68.3	-0.7

Akoestisch onderzoek snelheidsverhoging naar 130 km/h in 2016

Overzicht resultaten

referentiepunt			Geluidproductie- plafond in dB	Geluidproductie in 2016	
ID	X	Y		Waarde	verschil tov GPP
19050	165850.41	477120.36	69.0	68.3	-0.7
19051	165880.09	477215.87	69.0	68.3	-0.7
19052	165909.77	477311.38	69.0	68.3	-0.7
19053	165939.45	477406.89	69.0	68.3	-0.7
19054	165969.13	477502.40	69.0	68.2	-0.8
19055	165999.20	477597.79	68.8	68.1	-0.7
19056	166029.31	477693.16	68.9	68.1	-0.8
19057	166058.75	477788.75	68.9	68.2	-0.7
19058	166088.69	477884.17	69.0	68.2	-0.8
19059	166118.67	477979.59	69.0	68.3	-0.7
19060	166148.36	478075.10	69.0	68.3	-0.7
19061	166178.60	478170.42	68.9	68.2	-0.7
19062	166211.78	478264.68	68.6	67.9	-0.7
19063	166239.11	478359.73	68.6	67.9	-0.7
19064	166269.49	478455.28	68.8	68.0	-0.8
19065	166299.05	478549.35	68.6	67.9	-0.7
19066	166327.29	478648.37	68.8	68.1	-0.7
19067	166358.20	478740.30	68.7	68.0	-0.7
19068	166386.94	478836.04	68.8	68.1	-0.7
19069	166416.44	478931.61	69.0	68.3	-0.7
19070	166445.94	479027.17	69.1	68.4	-0.7
19071	166475.92	479122.59	69.2	68.4	-0.8
19072	166506.05	479217.96	69.3	68.5	-0.8
19073	166538.07	479312.71	69.3	68.5	-0.8
19074	166570.53	479407.31	69.4	68.7	-0.7
19075	166607.19	479500.36	69.2	68.4	-0.8
19076	166642.32	479593.97	69.2	68.4	-0.8
19077	166680.13	479686.57	69.2	68.4	-0.8
19078	166718.84	479778.79	69.1	68.3	-0.8
19079	166759.64	479870.08	69.1	68.4	-0.7
19080	166801.99	479960.69	69.1	68.4	-0.7
19081	166845.00	480050.98	69.3	68.5	-0.8
19082	166891.20	480139.51	68.9	68.2	-0.7
19083	166958.91	480211.02	66.3	65.5	-0.8
19084	167048.33	480254.71	62.8	62.1	-0.7
19085	167091.59	480341.54	61.7	61.0	-0.7
19086	167109.91	480439.26	64.4	63.6	-0.8
19087	167103.22	480530.71	68.5	67.6	-0.9
19088	167153.92	480616.91	68.5	67.6	-0.9
19089	167204.37	480703.28	68.6	67.7	-0.9
19090	167254.80	480789.64	69.0	68.1	-0.9
19091	167306.42	480875.31	69.0	68.1	-0.9
19092	167358.25	480960.84	69.3	68.4	-0.9
19093	167410.28	481046.26	69.4	68.5	-0.9
19094	167462.47	481131.58	69.4	68.5	-0.9
19095	167513.88	481217.37	69.6	68.7	-0.9

Akoestisch onderzoek snelheidsverhoging naar 130 km/h in 2016

Overzicht resultaten

referentiepunt			Geluidproductie- plafond in dB	Geluidproductie in 2016	
ID	X	Y		Waarde	verschil tov GPP
19096	167567.65	481301.69	69.5	68.7	-0.8
19097	167620.88	481386.37	69.5	68.7	-0.8
19098	167674.59	481470.73	69.4	68.6	-0.8
19099	167729.11	481554.59	69.2	68.3	-0.9
19100	167783.62	481638.44	69.2	68.3	-0.9
19101	167838.14	481722.29	69.3	68.5	-0.8
19102	167894.86	481804.65	69.3	68.4	-0.9
19103	167954.68	481884.77	69.2	68.4	-0.8
19104	168019.07	481961.16	66.2	65.4	-0.8
19105	168087.73	482033.89	59.5	58.7	-0.8
19106	168159.05	482103.89	60.3	59.4	-0.9
19107	168234.39	482169.65	65.6	64.8	-0.8
19108	168312.98	482231.47	59.2	58.4	-0.8
19109	168395.10	482288.55	58.5	57.7	-0.8
19110	168479.93	482341.47	58.9	58.1	-0.8
19111	168567.24	482390.23	64.4	63.6	-0.8
19112	168656.94	482434.38	63.4	62.6	-0.8
19113	168749.15	482473.04	62.2	61.5	-0.7
19114	168843.25	482506.87	62.1	61.3	-0.8
19115	168938.70	482536.68	62.8	62.1	-0.7
19116	169035.23	482562.76	63.6	62.9	-0.7
19117	169133.20	482582.86	65.1	64.3	-0.8
19118	169232.21	482596.82	64.1	63.3	-0.8
19119	169331.74	482606.53	63.6	62.8	-0.8
19120	169431.65	482610.48	64.5	63.7	-0.8
19121	169531.65	482608.76	65.5	64.7	-0.8
19122	169631.46	482602.83	63.3	62.5	-0.8
19123	169730.81	482591.45	63.0	62.1	-0.9
19124	169829.79	482577.13	62.2	61.3	-0.9
19125	169928.63	482561.85	61.2	60.3	-0.9
19126	170027.41	482546.20	60.4	59.5	-0.9
19127	170126.00	482529.38	59.5	58.6	-0.9
19128	170224.53	482512.22	59.7	58.8	-0.9
19129	170323.30	482496.44	58.6	57.7	-0.9
19130	170421.37	482477.64	60.0	58.9	-1.1
19131	170517.76	482451.01	65.2	64.1	-1.1
19132	170610.65	482413.95	68.1	67.0	-1.1
19133	170704.21	482378.71	67.3	66.2	-1.1
19134	170800.79	482354.66	66.8	65.7	-1.1
19135	170899.21	482361.18	68.1	67.1	-1.0
19136	170996.46	482371.46	69.8	68.7	-1.1
19137	171096.39	482368.65	69.8	68.8	-1.0
19138	171196.06	482374.68	70.3	69.3	-1.0
19139	171295.60	482383.91	70.2	69.3	-0.9
19140	171394.08	482401.21	70.4	69.5	-0.9
19141	171489.80	482430.00	71.1	70.2	-0.9

Akoestisch onderzoek snelheidsverhoging naar 130 km/h in 2016

Overzicht resultaten

referentiepunt			Geluidproductie- plafond in dB	Geluidproductie in 2016	
ID	X	Y		Waarde	verschil tov GPP
19142	171582.80	482466.60	71.4	70.4	-1.0
19143	171673.10	482509.55	71.3	70.3	-1.0
19144	171757.64	482562.99	70.8	69.9	-0.9
19145	171837.46	482623.13	70.6	69.6	-1.0
19146	171915.35	482685.84	69.6	68.6	-1.0
19147	171992.85	482749.06	68.4	67.5	-0.9
19148	172070.35	482812.29	67.4	66.5	-0.9
19149	172148.02	482875.27	67.5	66.6	-0.9
19150	172226.92	482936.71	67.4	66.4	-1.0
19151	172305.58	482998.34	67.2	66.2	-1.0
19152	172386.65	483056.85	66.6	65.6	-1.0
19153	172472.79	483107.59	64.6	63.5	-1.1
19154	172563.06	483156.20	63.4	62.4	-1.0
19155	172633.90	483206.31	61.1	60.0	-1.1
19156	172699.27	483281.05	63.6	62.5	-1.1
19157	172763.23	483357.45	66.1	65.0	-1.1
19158	172841.97	483419.03	67.1	66.0	-1.1
19159	172925.21	483474.14	67.4	66.3	-1.1
19160	173012.94	483521.84	67.2	66.1	-1.1
19161	173104.26	483562.62	66.8	65.7	-1.1
19162	173195.83	483602.82	66.8	65.7	-1.1
19163	173289.98	483636.53	67.0	65.9	-1.1
19164	173385.55	483665.91	67.1	66.0	-1.1
19165	173483.24	483687.34	66.3	65.2	-1.1
19166	173581.18	483707.57	66.1	65.0	-1.1
19167	173680.23	483721.08	65.9	64.8	-1.1
19168	173779.86	483729.53	66.0	64.9	-1.1
19169	173879.75	483734.46	65.9	64.8	-1.1
19170	173979.66	483739.09	66.3	65.2	-1.1
19171	174079.57	483743.53	66.8	65.7	-1.1
19172	174179.51	483747.54	66.9	65.8	-1.1
19173	174279.44	483751.67	66.8	65.7	-1.1
19174	174379.36	483755.81	66.7	65.6	-1.1
19175	174479.30	483759.93	66.6	65.5	-1.1
19176	174579.23	483764.05	66.5	65.4	-1.1
19177	174679.16	483768.18	66.5	65.4	-1.1
19178	174779.08	483772.33	66.7	65.6	-1.1
19179	174879.02	483776.47	66.9	65.8	-1.1
19180	174978.95	483780.59	67.0	65.9	-1.1
19181	175078.82	483785.53	67.1	65.9	-1.2
19182	175178.76	483789.43	66.7	65.6	-1.1
19183	175278.65	483794.11	67.0	65.9	-1.1
19184	175378.58	483798.28	66.8	65.7	-1.1
19185	175478.51	483802.44	67.2	66.1	-1.1
19186	175578.44	483806.60	67.4	66.3	-1.1
19187	175678.36	483810.78	67.9	66.8	-1.1

Akoestisch onderzoek snelheidsverhoging naar 130 km/h in 2016

Overzicht resultaten

referentiepunt			Geluidproductie- plafond in dB	Geluidproductie in 2016	
ID	X	Y		Waarde	verschil tov GPP
19188	175777.97	483814.23	68.1	67.0	-1.1
19189	175869.70	483818.53	67.9	66.8	-1.1
19190	175967.00	483823.08	67.5	66.4	-1.1
19191	176065.52	483827.20	67.2	66.1	-1.1
19192	176166.35	483830.66	66.7	65.6	-1.1
19193	176265.17	483844.88	67.4	66.3	-1.1
19194	176364.23	483858.63	67.9	66.8	-1.1
19195	176462.66	483876.22	68.5	67.4	-1.1
19196	176560.05	483898.95	68.2	67.1	-1.1
19197	176657.19	483922.76	68.4	67.3	-1.1
19198	176753.80	483948.45	68.2	67.0	-1.2
19199	176849.11	483978.76	68.3	67.2	-1.1
19200	176943.15	484012.77	68.3	67.2	-1.1
19201	177035.67	484050.77	68.0	66.9	-1.1
19202	177127.27	484090.89	67.8	66.7	-1.1
19203	177217.33	484134.38	67.2	66.1	-1.1
19204	177307.04	484178.60	67.5	66.4	-1.1
19205	177396.53	484223.24	67.6	66.5	-1.1
19206	177485.71	484268.52	68.1	67.0	-1.1
19207	177574.89	484313.81	68.0	66.9	-1.1
19208	177664.06	484359.09	67.9	66.8	-1.1
19209	177753.41	484404.04	67.7	66.6	-1.1
19210	177842.80	484448.90	67.5	66.4	-1.1
19211	177932.19	484493.76	67.7	66.6	-1.1
19212	178021.58	484538.62	66.6	65.5	-1.1
19213	178110.98	484583.46	67.0	65.9	-1.1
19214	178200.34	484628.38	67.1	66.0	-1.1
19215	178289.63	484673.44	66.9	65.8	-1.1
19216	178379.10	484718.13	67.3	66.2	-1.1
19217	178468.36	484763.25	67.4	66.3	-1.1
19218	178557.62	484808.37	67.4	66.3	-1.1
19219	178646.88	484853.49	66.8	65.7	-1.1
19220	178736.14	484898.61	66.5	65.4	-1.1
19221	178825.03	484944.42	66.5	65.4	-1.1
19222	178913.41	484991.25	65.8	64.7	-1.1
19223	179001.47	485038.67	65.6	64.5	-1.1
19224	179089.27	485086.56	65.8	64.7	-1.1
19225	179177.07	485134.45	66.4	65.3	-1.1
19226	179264.88	485182.34	66.3	65.2	-1.1
19227	179352.69	485230.22	67.1	66.0	-1.1
19228	179440.49	485278.10	66.7	65.6	-1.1
19229	179528.30	485325.99	66.9	65.8	-1.1
19230	179616.11	485373.87	66.8	65.7	-1.1
19231	179703.92	485421.76	66.5	65.4	-1.1
19232	179791.72	485469.65	66.6	65.4	-1.2
19233	179879.53	485517.54	65.3	64.3	-1.0

Akoestisch onderzoek snelheidsverhoging naar 130 km/h in 2016

Overzicht resultaten

referentiepunt			Geluidproductie- plafond in dB	Geluidproductie in 2016	
ID	X	Y		Waarde	verschil tov GPP
19234	179967.85	485564.40	66.2	65.2	-1.0
19235	180055.76	485612.08	66.3	65.2	-1.1
19236	180143.78	485659.57	65.4	64.3	-1.1
19237	180231.80	485707.08	66.0	64.9	-1.1
19238	180319.81	485754.58	65.5	64.4	-1.1
19239	180409.34	485799.15	66.2	65.1	-1.1
19240	180498.97	485842.06	66.5	65.4	-1.1
19241	180591.78	485877.60	67.7	66.6	-1.1
19242	180686.91	485906.29	68.0	66.9	-1.1
19243	180782.96	485935.36	68.2	67.1	-1.1
19244	180882.08	485955.86	68.9	67.7	-1.2
19245	180977.70	485973.93	69.0	67.9	-1.1
19246	181070.75	485984.76	68.7	67.5	-1.2
19247	181164.31	485988.39	67.3	66.2	-1.1
19248	181257.04	485989.12	66.2	65.1	-1.1
19249	181346.02	485990.50	67.7	66.6	-1.1
19250	181441.01	485989.24	66.4	65.3	-1.1
19251	181541.02	485989.67	65.7	64.6	-1.1
19252	181641.04	485990.09	65.9	64.8	-1.1
19253	181741.05	485990.57	67.5	66.4	-1.1
19254	181840.90	485995.71	66.2	65.0	-1.2
19255	181940.91	485994.25	65.1	64.0	-1.1
19256	182039.59	485981.26	64.0	62.8	-1.2
19257	182139.00	485980.55	61.6	60.5	-1.1
19258	182237.27	485997.65	62.4	61.3	-1.1
19259	182325.38	486044.60	65.6	64.4	-1.2
19260	182418.92	486079.45	66.4	65.3	-1.1
19261	182514.56	486108.62	67.3	66.2	-1.1
19262	182610.17	486137.90	65.9	64.7	-1.2
19263	182704.83	486170.17	66.1	65.0	-1.1
19264	182797.58	486207.57	66.4	65.3	-1.1
19265	182889.88	486246.03	66.3	65.1	-1.2
19266	182980.63	486288.07	66.6	65.5	-1.1
19267	183071.39	486330.10	66.2	65.1	-1.1
19268	183162.22	486371.96	66.5	65.3	-1.2
19269	183252.28	486415.47	66.9	65.8	-1.1
19270	183342.82	486457.97	66.7	65.6	-1.1
19271	183433.97	486499.10	66.8	65.7	-1.1
19272	183524.56	486541.42	66.8	65.7	-1.1
19273	183615.21	486583.69	66.3	65.1	-1.2
19274	183705.85	486625.97	66.4	65.3	-1.1
19275	183795.94	486669.38	66.7	65.5	-1.2
19276	183884.26	486716.31	67.6	66.5	-1.1
19277	183970.46	486766.92	67.9	66.8	-1.1
19278	184053.91	486821.98	68.2	67.1	-1.1
19279	184133.01	486883.16	69.1	67.9	-1.2

Akoestisch onderzoek snelheidsverhoging naar 130 km/h in 2016

Overzicht resultaten

referentiepunt			Geluidproductie- plafond in dB	Geluidproductie in 2016	
ID	X	Y		Waarde	verschil tov GPP
19280	184209.75	486947.27	69.5	68.3	-1.2
19281	184283.58	487014.71	69.4	68.2	-1.2
19282	184353.19	487086.46	70.3	69.0	-1.3
19283	184419.07	487161.71	70.4	69.1	-1.3
19284	184481.24	487239.91	70.0	68.8	-1.2
19285	184546.97	487315.02	68.8	67.5	-1.3
19286	184622.94	487379.14	66.9	65.6	-1.3
19287	184688.36	487454.23	66.1	64.8	-1.3
19288	184720.04	487544.14	66.7	65.4	-1.3
19289	184749.21	487638.78	67.3	66.0	-1.3
55728	197903.50	500026.00	65.0	63.7	-1.3
55729	197891.74	499926.69	64.5	63.3	-1.2
55730	197862.38	499831.89	66.3	65.2	-1.1
55731	197793.99	499759.41	67.0	66.0	-1.0
55732	197719.25	499692.97	66.9	65.9	-1.0
55733	197642.96	499628.32	66.8	65.8	-1.0
55734	197566.47	499563.90	67.2	66.3	-0.9
55735	197491.51	499497.74	67.6	66.7	-0.9
55736	197419.86	499429.29	68.4	67.6	-0.8
55737	197342.18	499366.34	68.2	67.5	-0.7
55738	197267.32	499300.03	68.4	67.7	-0.7
55739	197192.54	499233.62	68.5	67.8	-0.7
55740	197117.47	499167.54	68.3	67.7	-0.6
55741	197041.80	499102.15	68.5	67.8	-0.7
55742	196966.13	499036.76	67.7	67.0	-0.7
55743	196892.24	498969.41	68.5	67.6	-0.9
55744	196818.04	498902.36	68.7	67.8	-0.9
55745	196744.28	498834.82	68.9	68.0	-0.9
55746	196670.52	498767.28	69.0	68.1	-0.9
55747	196597.13	498699.34	69.2	68.2	-1.0
55748	196523.70	498631.45	69.4	68.5	-0.9
55749	196449.86	498564.00	69.7	68.8	-0.9
55750	196376.02	498496.55	69.7	68.8	-0.9
55751	196302.24	498429.03	69.6	68.7	-0.9
55752	196229.18	498360.74	69.8	68.8	-1.0
55753	196155.35	498293.28	69.9	68.9	-1.0
55754	196077.83	498230.63	69.6	68.6	-1.0
55755	195998.35	498169.94	69.3	68.1	-1.2
55756	195919.02	498109.04	68.8	67.5	-1.3
55757	195839.70	498048.13	68.3	67.0	-1.3
55758	195762.02	497985.14	67.3	66.0	-1.3
55759	195710.32	497900.67	67.8	66.5	-1.3
55760	195657.88	497815.52	68.0	66.7	-1.3
55761	195608.23	497728.73	68.4	67.1	-1.3
55762	195564.33	497639.15	69.8	68.4	-1.4
55763	195511.61	497554.19	69.5	68.1	-1.4

Akoestisch onderzoek snelheidsverhoging naar 130 km/h in 2016

Overzicht resultaten

referentiepunt			Geluidproductie- plafond in dB	Geluidproductie in 2016	
ID	X	Y		Waarde	verschil tov GPP
55764	195466.35	497465.01	69.0	67.7	-1.3
55765	195424.15	497374.39	68.3	67.0	-1.3
55766	195386.95	497281.57	68.2	66.8	-1.4
55767	195355.29	497186.73	68.3	66.9	-1.4
55768	195325.11	497091.39	68.3	66.9	-1.4
55769	195295.44	496995.88	68.1	66.8	-1.3
55770	195266.54	496900.14	67.7	66.4	-1.3
55771	195236.99	496804.62	67.3	66.0	-1.3
55772	195207.20	496709.15	67.1	65.7	-1.4
55773	195177.39	496613.69	67.9	66.6	-1.3
55774	195147.58	496518.23	68.5	67.1	-1.4
55775	195117.77	496422.76	68.0	66.6	-1.4
55776	195087.88	496327.32	67.9	66.6	-1.3
55777	195061.73	496243.90	67.5	66.1	-1.4
55778	195031.81	496149.53	67.3	65.9	-1.4
55779	195004.37	496057.23	67.4	66.1	-1.3
55780	194974.15	495961.91	67.8	66.5	-1.3
55781	194941.33	495867.45	67.7	66.4	-1.3
55782	194905.43	495774.13	67.3	66.0	-1.3
55783	194863.05	495683.58	67.1	65.8	-1.3
55784	194817.25	495594.70	67.8	66.4	-1.4
55785	194766.73	495508.42	67.1	65.8	-1.3
55786	194711.77	495424.87	66.6	65.2	-1.4
55787	194652.93	495344.03	67.7	66.4	-1.3
55788	194589.83	495266.45	67.2	65.9	-1.3
55789	194522.03	495192.99	67.2	65.8	-1.4
55790	194451.44	495122.22	67.4	66.1	-1.3
55791	194377.33	495055.08	67.8	66.4	-1.4
55792	194299.53	494992.24	67.9	66.5	-1.4
55793	194217.58	494935.01	67.7	66.4	-1.3
55794	194134.36	494879.54	67.3	66.0	-1.3
55795	194048.83	494827.73	67.0	65.7	-1.3
55796	193963.05	494776.32	66.4	65.1	-1.3
55797	193877.27	494724.90	66.8	65.5	-1.3
55798	193791.49	494673.47	66.9	65.6	-1.3
55799	193705.97	494621.63	66.1	64.8	-1.3
55800	193620.36	494569.92	66.2	64.8	-1.4
55801	193534.81	494518.13	66.0	64.6	-1.4
55802	193449.47	494466.00	65.9	64.6	-1.3
55803	193363.92	494414.21	66.8	65.5	-1.3
55804	193278.36	494362.42	66.9	65.5	-1.4
55805	193192.78	494310.67	65.4	64.1	-1.3
55806	193106.98	494259.29	67.5	66.2	-1.3
55807	193021.18	494207.90	67.2	65.9	-1.3
55808	192935.38	494156.53	67.1	65.8	-1.3
55809	192849.58	494105.14	67.5	66.2	-1.3

Akoestisch onderzoek snelheidsverhoging naar 130 km/h in 2016

Overzicht resultaten

referentiepunt			Geluidproductie- plafond in dB	Geluidproductie in 2016	
ID	X	Y		Waarde	verschil tov GPP
55810	192764.97	494051.83	67.3	65.9	-1.4
55811	192678.97	494000.79	67.2	65.8	-1.4
55812	192593.33	493949.14	67.1	65.8	-1.3
55813	192508.55	493896.08	66.8	65.5	-1.3
55814	192423.78	493843.03	66.7	65.3	-1.4
55815	192339.06	493789.88	66.0	64.7	-1.3
55816	192254.81	493735.99	66.0	64.6	-1.4
55817	192170.57	493682.09	65.6	64.2	-1.4
55818	192086.33	493628.18	65.8	64.5	-1.3
55819	192002.08	493574.29	66.0	64.7	-1.3
55820	191919.42	493518.00	66.1	64.8	-1.3
55821	191836.80	493461.65	66.2	64.8	-1.4
55822	191754.19	493405.28	65.6	64.3	-1.3
55823	191671.57	493348.92	66.1	64.8	-1.3
55824	191588.95	493292.56	66.2	64.9	-1.3
55825	191506.66	493235.74	66.1	64.8	-1.3
55826	191425.36	493177.50	65.2	63.9	-1.3
55827	191344.06	493119.26	65.7	64.3	-1.4
55828	191262.76	493061.01	66.2	64.8	-1.4
55829	191181.46	493002.77	66.2	64.8	-1.4
55830	191100.72	492943.78	66.8	65.5	-1.3
55831	191020.56	492884.20	66.8	65.5	-1.3
55832	190943.94	492827.55	66.8	65.4	-1.4
55833	190864.96	492766.03	66.9	65.6	-1.3
55834	190790.94	492705.89	67.6	66.3	-1.3
55835	190716.84	492640.29	68.4	67.0	-1.4
55836	190640.92	492575.18	68.4	67.0	-1.4
55837	190565.01	492510.08	68.1	66.7	-1.4
55838	190488.90	492445.20	67.8	66.5	-1.3
55839	190412.36	492380.83	67.9	66.5	-1.4
55840	190335.83	492316.45	67.9	66.6	-1.3
55841	190259.29	492252.08	67.5	66.2	-1.3
55842	190182.75	492187.70	66.5	65.2	-1.3
55843	190104.53	492125.43	66.1	64.7	-1.4
55844	190025.02	492064.77	66.3	64.9	-1.4
55845	189943.43	492007.04	65.9	64.5	-1.4
55846	189859.34	491952.91	66.3	64.9	-1.4
55847	189773.37	491901.84	67.1	65.8	-1.3
55848	189687.01	491851.39	67.7	66.3	-1.4
55849	189600.84	491800.63	68.5	67.2	-1.3
55850	189510.90	491757.25	68.4	67.1	-1.3
55851	189419.67	491716.33	68.2	66.9	-1.3
55852	189325.99	491681.34	66.5	65.2	-1.3
55853	189232.10	491646.91	64.9	63.6	-1.3
55854	189141.10	491605.51	63.7	62.4	-1.3
55855	189092.01	491523.18	61.3	60.0	-1.3

Akoestisch onderzoek snelheidsverhoging naar 130 km/h in 2016

Overzicht resultaten

referentiepunt			Geluidproductie- plafond in dB	Geluidproductie in 2016	
ID	X	Y		Waarde	verschil tov GPP
55856	189017.14	491457.09	60.3	59.0	-1.3
55857	188952.61	491380.71	62.4	61.2	-1.2
55858	188887.31	491305.06	60.0	58.7	-1.3
55859	188818.95	491232.07	60.8	59.6	-1.2
55860	188753.17	491157.16	59.0	57.7	-1.3
55861	188683.48	491085.43	58.9	57.6	-1.3
55862	188613.80	491013.69	64.2	63.1	-1.1
55863	188544.11	490941.96	67.3	66.2	-1.1
55864	188472.95	490871.74	66.8	65.7	-1.1
55865	188401.84	490801.42	66.9	65.8	-1.1
55866	188328.94	490732.97	66.3	65.2	-1.1
55867	188255.12	490665.49	66.0	64.9	-1.1
55868	188179.39	490600.18	65.8	64.8	-1.0
55869	188102.31	490536.47	65.7	64.6	-1.1
55870	188023.77	490474.56	66.3	65.2	-1.1
55871	187945.59	490412.20	66.1	65.0	-1.1
55872	187865.34	490354.28	65.7	64.6	-1.1
55873	187793.22	490295.46	66.4	65.3	-1.1
55874	187709.92	490235.43	65.3	64.2	-1.1
55875	187632.27	490171.15	66.2	65.1	-1.1
55876	187553.94	490114.21	65.8	64.8	-1.0
55877	187472.68	490055.01	65.5	64.4	-1.1
55878	187392.12	489995.75	65.5	64.4	-1.1
55879	187310.30	489938.25	65.5	64.4	-1.1
55880	187228.14	489881.23	65.4	64.4	-1.0
55881	187145.61	489824.74	65.9	64.8	-1.1
55882	187063.07	489768.27	66.4	65.3	-1.1
55883	186980.54	489711.78	67.2	66.2	-1.0
55884	186898.00	489655.31	67.6	66.6	-1.0
55885	186815.38	489598.95	68.2	67.1	-1.1
55886	186732.58	489542.85	68.4	67.3	-1.1
55887	186648.70	489488.40	68.0	66.9	-1.1
55888	186564.68	489434.16	67.3	66.2	-1.1
55889	186480.72	489379.83	66.4	65.3	-1.1
55890	186396.50	489325.90	66.3	65.2	-1.1
55891	186311.89	489272.58	66.4	65.3	-1.1
55892	186226.78	489220.06	66.1	65.0	-1.1
55893	186141.66	489167.55	66.1	65.0	-1.1
55894	186056.55	489115.03	66.1	65.0	-1.1
55895	185971.17	489062.96	66.3	65.2	-1.1
55896	185884.95	489012.29	66.5	65.4	-1.1
55897	185798.73	488961.61	66.7	65.7	-1.0
55898	185711.70	488912.34	67.2	66.1	-1.1
55899	185624.66	488863.08	67.8	66.7	-1.1
55900	185538.07	488813.06	68.4	67.2	-1.2
55901	185451.82	488762.43	68.8	67.7	-1.1

Akoestisch onderzoek snelheidsverhoging naar 130 km/h in 2016

Overzicht resultaten

referentiepunt			Geluidproductie- plafond in dB	Geluidproductie in 2016	
ID	X	Y		Waarde	verschil tov GPP
55902	185365.64	488711.69	69.1	67.9	-1.2
55903	185279.55	488660.78	69.3	68.1	-1.2
55904	185194.84	488607.69	69.3	68.1	-1.2
55905	185113.98	488548.93	69.4	68.2	-1.2
55906	185038.83	488483.10	69.5	68.3	-1.2
55907	184970.93	488409.69	69.6	68.4	-1.2
55908	184909.14	488331.15	69.6	68.4	-1.2
55909	184856.59	488246.10	69.6	68.4	-1.2
55910	184810.85	488157.22	69.4	68.2	-1.2
55911	184771.86	488065.13	70.0	68.8	-1.2
55912	184775.73	487735.19	68.3	67.0	-1.3
55913	184809.39	487829.38	68.3	67.0	-1.3
55914	184843.03	487923.57	69.0	67.7	-1.3
55915	184880.77	488015.88	69.7	68.4	-1.3
55916	184923.35	488106.37	69.6	68.3	-1.3
55917	184972.15	488193.54	69.9	68.6	-1.3
55918	185030.22	488274.92	69.8	68.5	-1.3
55919	185096.72	488349.40	69.8	68.5	-1.3
55920	185168.89	488418.59	69.6	68.3	-1.3
55921	185247.86	488479.86	69.7	68.3	-1.4
55922	185333.04	488532.21	69.6	68.2	-1.4
55923	185419.18	488583.04	69.2	67.8	-1.4
55924	185506.15	488632.42	68.8	67.5	-1.3
55925	185592.85	488682.27	68.3	67.0	-1.3
55926	185679.57	488732.10	67.7	66.4	-1.3
55927	185766.29	488781.93	67.1	65.9	-1.2
55928	185853.00	488831.78	66.6	65.3	-1.3
55929	185939.71	488881.61	66.3	65.1	-1.2
55930	186026.42	488931.46	66.4	65.2	-1.2
55931	186111.51	488984.02	65.9	64.6	-1.3
55932	186196.43	489036.85	65.8	64.6	-1.2
55933	186281.34	489089.70	65.9	64.7	-1.2
55934	186366.26	489142.54	66.0	64.8	-1.2
55935	186451.18	489195.38	66.3	65.0	-1.3
55936	186536.09	489248.22	65.7	64.4	-1.3
55937	186620.49	489301.88	66.8	65.5	-1.3
55938	186704.22	489356.58	67.4	66.2	-1.2
55939	186787.99	489411.22	67.9	66.7	-1.2
55940	186868.10	489466.46	68.5	67.2	-1.3
55941	186937.46	489510.92	67.8	66.5	-1.3
55942	187023.09	489567.15	67.1	65.9	-1.2
55943	187106.90	489625.11	66.7	65.4	-1.3
55944	187189.69	489680.48	65.8	64.6	-1.2
55945	187270.80	489738.91	65.4	64.2	-1.2
55946	187351.80	489797.56	65.5	64.2	-1.3
55947	187433.54	489855.18	65.5	64.3	-1.2

Akoestisch onderzoek snelheidsverhoging naar 130 km/h in 2016

Overzicht resultaten

referentiepunt			Geluidproductie- plafond in dB	Geluidproductie in 2016	
ID	X	Y		Waarde	verschil tov GPP
55948	187514.22	489914.29	65.6	64.3	-1.3
55949	187594.63	489973.77	65.6	64.3	-1.3
55950	187675.41	490032.73	65.9	64.7	-1.2
55951	187755.58	490092.52	65.7	64.5	-1.2
55952	187835.20	490153.06	65.8	64.5	-1.3
55953	187914.82	490213.58	65.7	64.5	-1.2
55954	187993.87	490274.85	65.9	64.6	-1.3
55955	188072.31	490336.90	66.0	64.8	-1.2
55956	188149.26	490400.77	66.0	64.8	-1.2
55957	188225.75	490465.21	65.7	64.4	-1.3
55958	188300.48	490531.67	65.8	64.6	-1.2
55959	188373.33	490600.20	66.1	64.8	-1.3
55960	188445.70	490669.21	66.3	65.1	-1.2
55961	188515.54	490740.81	66.7	65.4	-1.3
55962	188584.67	490813.07	67.1	65.9	-1.2
55963	188655.02	490884.13	67.3	66.2	-1.1
55964	188725.18	490955.41	67.4	66.3	-1.1
55965	188795.13	491026.90	67.7	66.5	-1.2
55966	188867.89	491095.22	67.5	66.3	-1.2
55967	188939.60	491164.94	67.7	66.5	-1.2
55968	189019.22	491225.03	67.2	65.9	-1.3
55969	189103.79	491278.39	66.4	65.1	-1.3
55970	189189.49	491329.97	65.6	64.3	-1.3
55971	189275.11	491381.65	64.9	63.6	-1.3
55972	189325.66	491463.30	67.2	65.9	-1.3
55973	189404.94	491524.28	68.0	66.7	-1.3
55974	189484.77	491584.48	68.6	67.4	-1.2
55975	189567.72	491640.35	68.8	67.5	-1.3
55976	189653.70	491691.27	68.1	66.8	-1.3
55977	189740.32	491741.27	67.8	66.4	-1.4
55978	189826.83	491791.46	66.8	65.5	-1.3
55979	189912.73	491842.67	66.1	64.8	-1.3
55980	189998.64	491893.90	65.8	64.5	-1.3
55981	190083.54	491946.72	65.6	64.3	-1.3
55982	190166.57	492002.45	66.1	64.8	-1.3
55983	190247.80	492060.79	65.9	64.6	-1.3
55984	190325.35	492123.95	66.6	65.3	-1.3
55985	190402.30	492187.83	67.4	66.1	-1.3
55986	190478.50	492252.61	67.3	66.0	-1.3
55987	190554.71	492317.38	67.8	66.5	-1.3
55988	190630.91	492382.16	67.6	66.3	-1.3
55989	190707.12	492446.94	68.0	66.7	-1.3
55990	190783.32	492511.71	68.2	66.9	-1.3
55991	190859.53	492576.48	68.0	66.6	-1.4
55992	190936.42	492640.43	67.2	65.8	-1.4
55993	191014.52	492702.91	66.9	65.6	-1.3

Akoestisch onderzoek snelheidsverhoging naar 130 km/h in 2016

Overzicht resultaten

referentiepunt			Geluidproductie- plafond in dB	Geluidproductie in 2016	
ID	X	Y		Waarde	verschil tov GPP
55994	191094.19	492763.35	66.4	65.1	-1.3
55995	191174.30	492823.22	66.1	64.8	-1.3
55996	191254.42	492883.09	66.0	64.7	-1.3
55997	191334.95	492942.40	65.7	64.3	-1.4
55998	191416.51	493000.28	65.2	63.8	-1.4
55999	191498.08	493058.17	65.4	64.1	-1.3
56000	191579.64	493116.05	65.8	64.5	-1.3
56001	191661.74	493173.16	66.0	64.7	-1.3
56002	191744.38	493229.50	65.8	64.5	-1.3
56003	191827.02	493285.83	65.3	64.0	-1.3
56004	191909.66	493342.17	65.2	63.8	-1.4
56005	191992.29	493398.51	65.2	63.8	-1.4
56006	192075.17	493454.50	65.4	64.1	-1.3
56007	192159.33	493508.53	66.1	64.8	-1.3
56008	192243.49	493562.57	66.2	64.9	-1.3
56009	192327.66	493616.60	65.2	63.9	-1.3
56010	192412.01	493670.33	65.9	64.6	-1.3
56011	192497.20	493722.72	66.3	64.9	-1.4
56012	192581.95	493775.83	66.2	64.9	-1.3
56013	192667.20	493828.12	66.8	65.5	-1.3
56014	192752.72	493879.98	66.7	65.4	-1.3
56015	192838.23	493931.86	66.5	65.1	-1.4
56016	192923.74	493983.74	67.3	65.9	-1.4
56017	193009.26	494035.60	66.5	65.2	-1.3
56018	193094.77	494087.48	66.7	65.3	-1.4
56019	193180.28	494139.36	66.8	65.5	-1.3
56020	193265.79	494191.22	66.6	65.3	-1.3
56021	193351.30	494243.10	66.1	64.8	-1.3
56022	193436.81	494294.97	65.8	64.5	-1.3
56023	193522.33	494346.84	65.7	64.4	-1.3
56024	193608.37	494397.80	66.1	64.7	-1.4
56025	193693.93	494449.60	65.8	64.5	-1.3
56026	193779.54	494501.32	66.1	64.8	-1.3
56027	193865.32	494552.74	65.8	64.5	-1.3
56028	193951.10	494604.17	65.9	64.5	-1.4
56029	194036.89	494655.59	65.9	64.6	-1.3
56030	194122.67	494707.02	66.6	65.3	-1.3
56031	194207.09	494760.62	66.8	65.5	-1.3
56032	194291.04	494814.99	67.6	66.2	-1.4
56033	194372.29	494873.27	67.4	66.1	-1.3
56034	194449.32	494937.02	67.5	66.1	-1.4
56035	194523.19	495004.42	67.1	65.7	-1.4
56036	194594.35	495074.70	67.2	65.9	-1.3
56037	194661.41	495148.84	66.9	65.6	-1.3
56038	194725.33	495225.73	67.1	65.8	-1.3
56039	194786.71	495304.68	67.2	65.8	-1.4

Akoestisch onderzoek snelheidsverhoging naar 130 km/h in 2016

Overzicht resultaten

referentiepunt			Geluidproductie- plafond in dB	Geluidproductie in 2016	
ID	X	Y		Waarde	verschil tov GPP
56040	194843.09	495387.28	67.1	65.8	-1.3
56041	194895.61	495472.39	67.3	65.9	-1.4
56042	194943.41	495560.20	67.4	66.1	-1.3
56043	194986.46	495650.45	67.3	66.0	-1.3
56044	195026.97	495741.89	67.3	66.0	-1.3
56045	195062.66	495835.26	67.6	66.3	-1.3
56046	195091.73	495929.61	67.6	66.3	-1.3
56047	195120.12	496019.40	67.4	66.1	-1.3
56048	195150.62	496114.14	67.1	65.8	-1.3
56049	195176.32	496204.12	67.7	66.3	-1.4
56050	195203.14	496284.80	67.1	65.8	-1.3
56051	195231.06	496373.30	67.7	66.3	-1.4
56052	195258.69	496469.54	68.5	67.2	-1.3
56053	195288.69	496564.95	67.2	65.9	-1.3
56054	195318.36	496660.46	67.5	66.2	-1.3
56055	195348.04	496755.97	65.1	63.7	-1.4
56056	195377.66	496851.48	67.2	65.9	-1.3
56057	195406.50	496947.25	68.0	66.7	-1.3
56058	195435.77	497042.88	68.0	66.7	-1.3
56059	195465.27	497138.45	68.1	66.8	-1.3
56060	195497.92	497232.98	68.1	66.7	-1.4
56061	195535.02	497325.82	68.2	66.8	-1.4
56062	195577.36	497416.41	68.9	67.5	-1.4
56063	195623.37	497505.17	69.5	68.1	-1.4
56064	195677.64	497588.95	69.5	68.1	-1.4
56065	195736.67	497669.61	68.9	67.5	-1.4
56066	195805.02	497742.61	66.6	65.2	-1.4
56067	195880.43	497808.21	61.5	60.1	-1.4
56068	195944.58	497884.36	59.3	58.0	-1.3
56069	196008.59	497961.17	58.7	57.4	-1.3
56070	196073.00	498037.66	59.6	58.3	-1.3
56071	196139.48	498112.32	60.4	59.2	-1.2
56072	196211.33	498181.72	60.1	59.0	-1.1
56073	196285.10	498249.26	59.9	58.8	-1.1
56074	196358.76	498316.91	59.6	58.5	-1.1
56075	196432.42	498384.57	59.5	58.5	-1.0
56076	196506.08	498452.22	59.8	58.8	-1.0
56077	196579.74	498519.88	61.0	60.0	-1.0
56078	196652.84	498588.13	67.4	66.4	-1.0
56079	196726.17	498656.13	68.8	67.8	-1.0
56080	196800.17	498723.42	68.7	67.8	-0.9
56081	196874.17	498790.71	68.7	67.8	-0.9
56082	196948.16	498858.00	68.4	67.5	-0.9
56083	197021.94	498925.51	68.9	68.1	-0.8
56084	197097.21	498991.37	68.1	67.4	-0.7
56085	197172.83	499056.82	68.4	67.7	-0.7

Akoestisch onderzoek snelheidsverhoging naar 130 km/h in 2016

Overzicht resultaten

referentiepunt			Geluidproductie- plafond in dB	Geluidproductie in 2016	
ID	X	Y		Waarde	verschil tov GPP
56086	197248.45	499122.28	68.3	67.7	-0.6
56087	197324.35	499187.40	68.3	67.7	-0.6
56088	197401.39	499251.19	68.4	67.8	-0.6
56089	197477.34	499316.19	67.9	67.3	-0.6
56090	197558.67	499373.75	66.7	66.0	-0.7
56091	197635.88	499437.32	66.0	65.3	-0.7
56092	197712.22	499501.92	67.1	66.4	-0.7
56093	197788.25	499566.81	66.7	65.9	-0.8
56094	197866.71	499628.51	67.0	66.2	-0.8
56095	197945.39	499690.23	66.7	65.9	-0.8
56096	198036.50	499727.10	65.1	64.2	-0.9
56097	198136.36	499726.01	64.9	63.9	-1.0
56098	198236.02	499717.88	65.7	64.6	-1.1

Bijlage 11

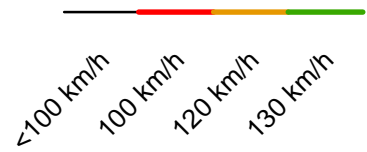
Titel	Traject A28 Ruinen - knp. Assen
Omvang	36 pagina's
Bron	Silence / GIS
Toelichting	Uitgangspunten en resultaten van de toetsing op referentiepunten



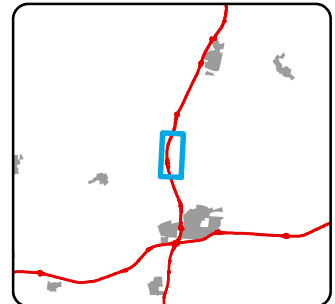

A28 Ruinen - knp. Assen

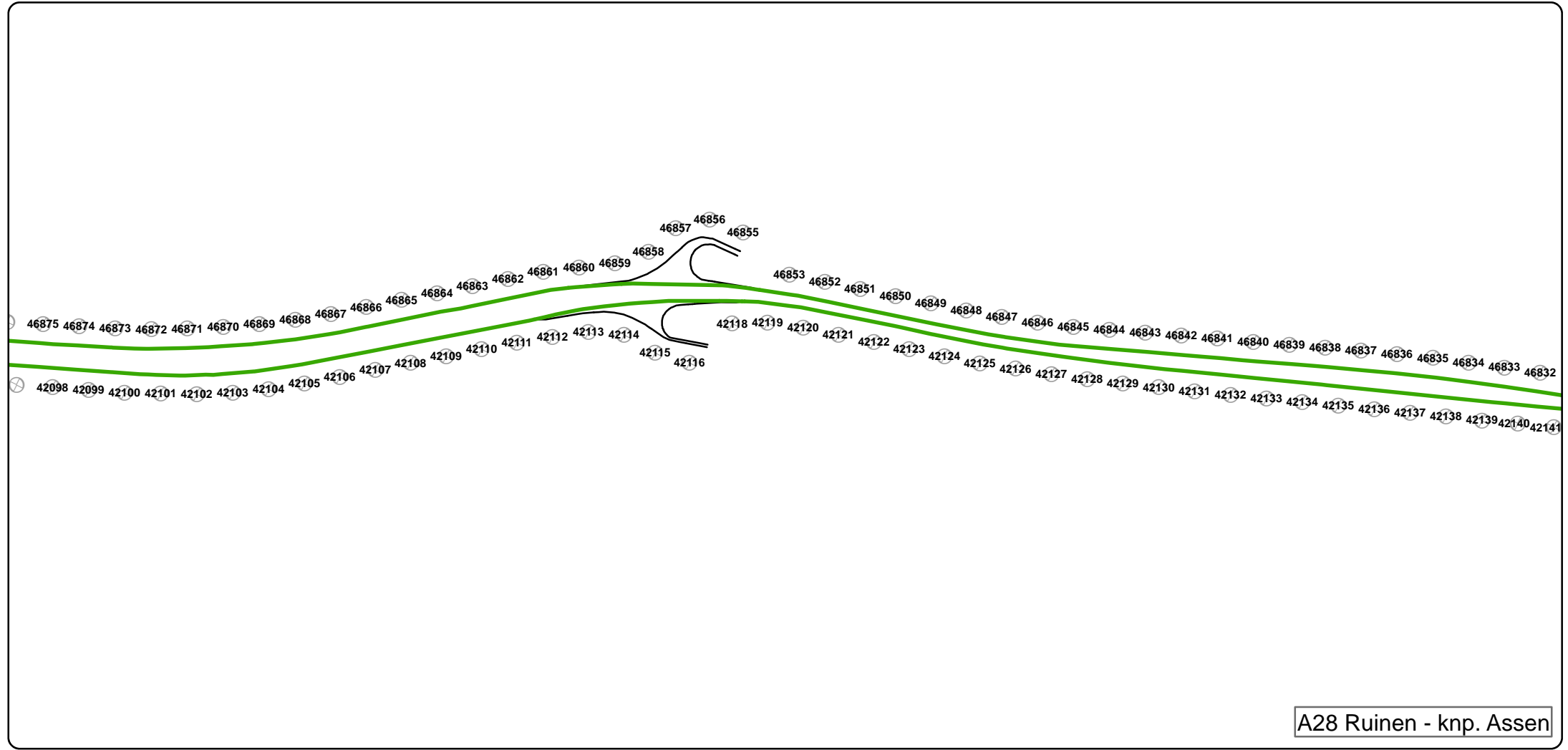
Legenda

Snelheidsbeeld na snelheidsverhoging



- Onderzoeksgrens
- ⊗ Referentiepunt





Legenda

Snelheidsbeeld na snelheidsverhoging

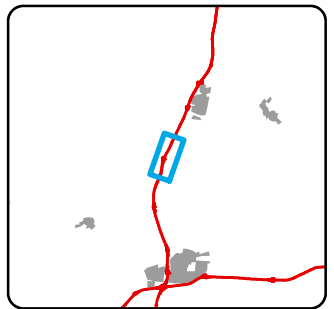
— Onderzoeksgrens


⊗ Referentiepunt

<100 km/h
 100 km/h
 120 km/h
 130 km/h

1:15 000

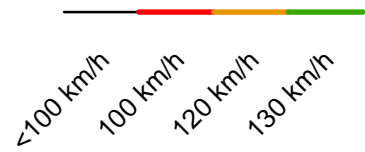
 0 0.125 0.25 0.5 0.75 1
 Kilometers



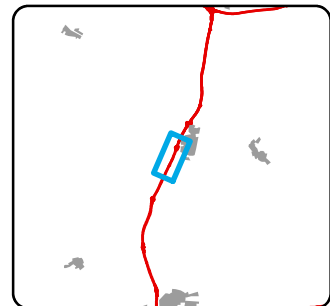



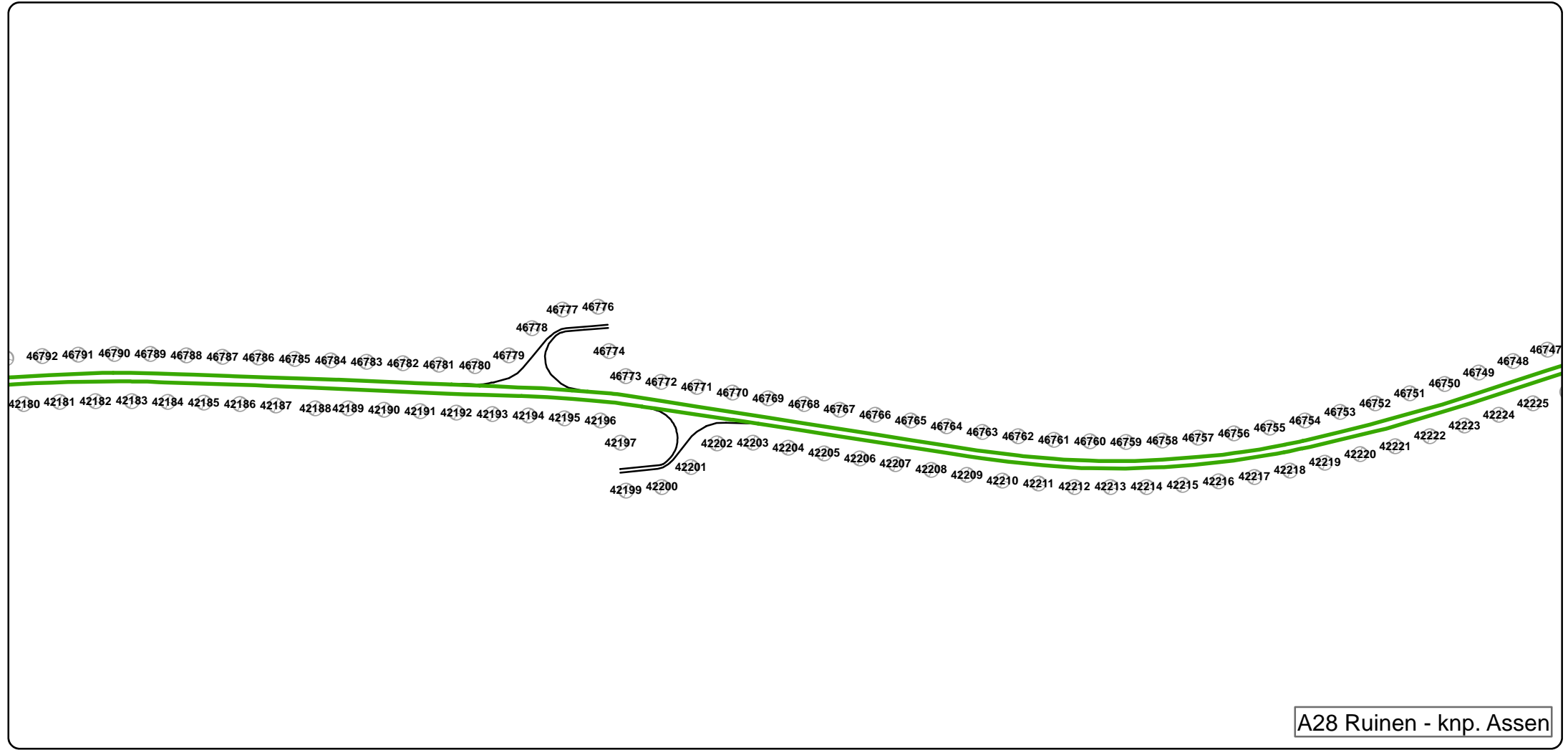
Legenda

Snelheidsbeeld na snelheidsverhoging



- Onderzoeksgrens
- ⊗ Referentiepunt





Legenda

Snelheidsbeeld na snelheidsverhoging

— Onderzoeksgrens

⊗ Referentiepunt

<100 km/h

100 km/h

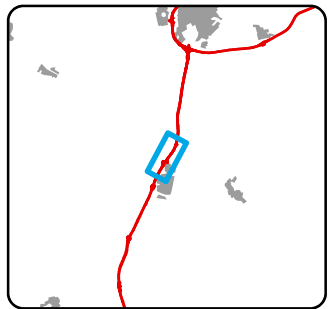
120 km/h


130 km/h

1:15 000

Kilometers

dGm^R





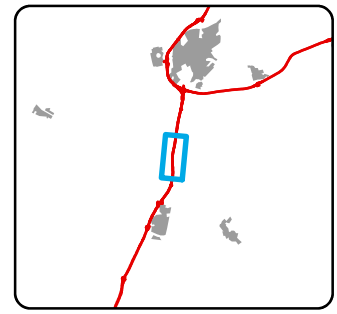
A28 Ruinen - knp. Assen


Legenda

Snelheidsbeeld na snelheidsverhoging

- <100 km/h, 100 km/h, 120 km/h, 130 km/h
- Onderzoeksgrens
- Referentiepunt

1:15 000

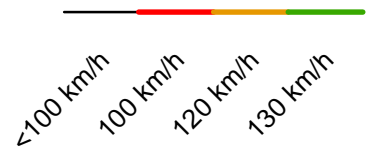




A28 Ruinen - knp. Assen

Legenda

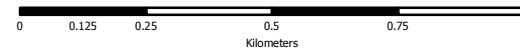
Snelheidsbeeld na snelheidsverhoging



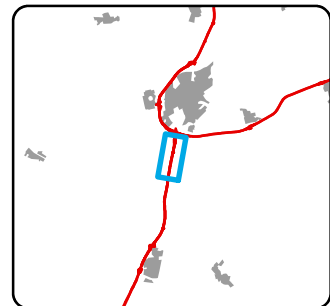
- Onderzoeksgrens
- ⊗ Referentiepunt



1:15 000



dGm^R



Akoestisch onderzoek snelheidsverhoging naar 130 km/h in 2016

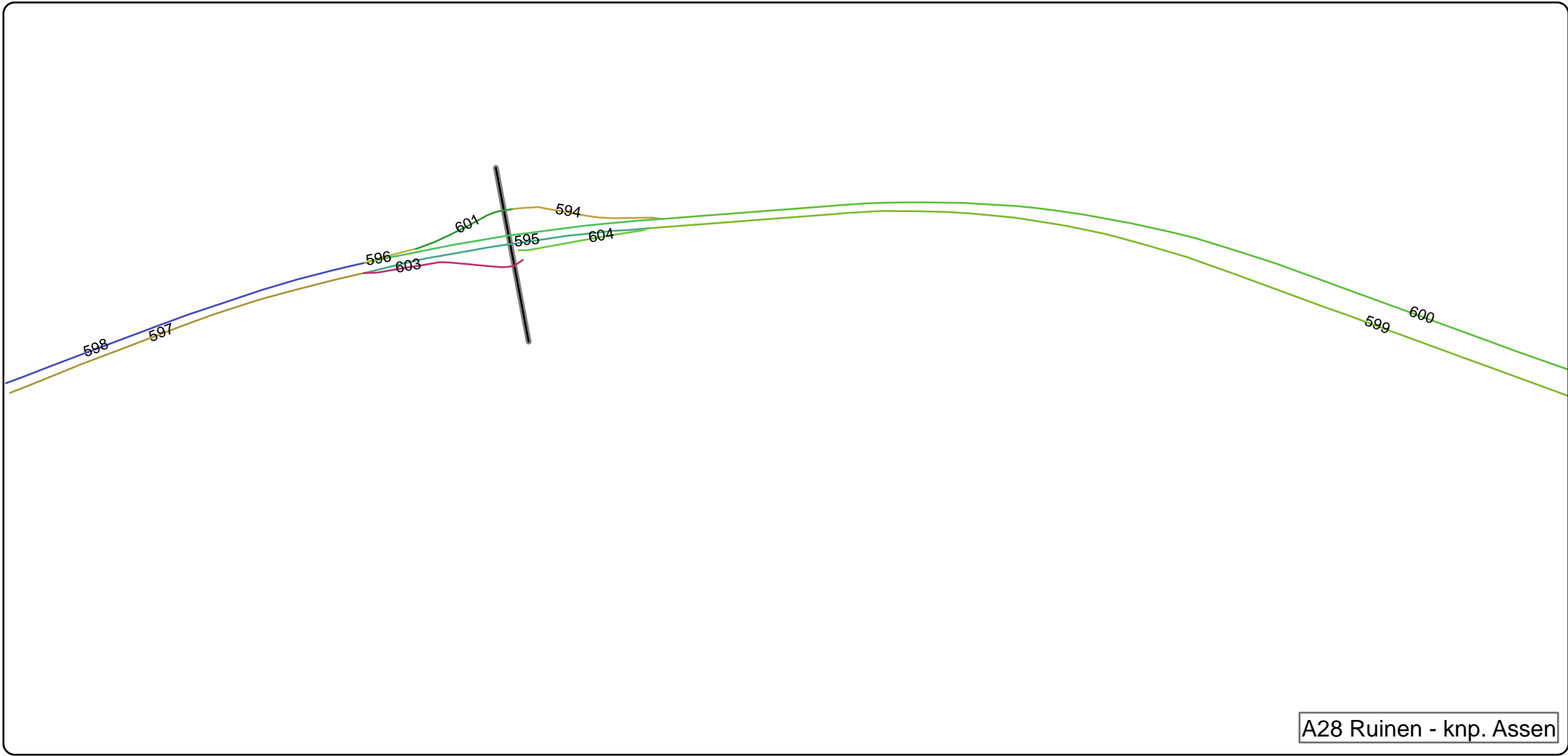
Uurintensiteiten

ID	peiljaar 2016								
	Dag			Avond			Nacht		
	Lichte mvt.	middelzware	zware mvt.	Lichte mvt.	middelzware mvt.	zware mvt.	Lichte mvt.	middelzware mvt.	zware mvt.
594	123.7	22.0	21.8	57.0	5.5	8.3	23.8	3.4	6.3
595	1263.0	86.0	84.0	634.0	25.0	27.0	188.0	20.0	32.0
596	1290.0	84.0	83.0	540.0	21.0	24.0	185.0	13.0	24.0
597	1347.0	89.0	87.0	670.0	26.0	28.0	204.0	21.0	33.0
598	1373.0	86.0	84.0	578.0	21.0	25.0	197.0	14.0	24.0
599	1374.0	93.0	90.0	683.0	27.0	29.0	203.0	22.0	34.0
600	1413.0	92.0	89.0	591.0	22.0	26.0	206.0	14.0	25.0
601	39.5	1.2	1.5	21.5	0.7	1.3	8.1	0.1	0.3
602	40.1	1.2	1.5	21.8	0.8	1.3	8.2	0.1	0.3
603	41.0	2.3	2.8	22.3	1.1	1.8	9.2	0.4	0.6
604	80.0	43.5	46.3	38.4	12.4	17.7	13.3	10.6	22.8
605	1270.0	86.0	83.0	635.0	25.0	26.0	186.0	21.0	32.0
606	1299.0	84.0	82.0	535.0	21.0	24.0	188.0	13.0	23.0
607	1377.0	93.0	89.0	688.0	27.0	28.0	203.0	22.0	34.0
608	1412.0	91.0	88.0	583.0	22.0	25.0	206.0	14.0	24.0
609	32.3	2.1	3.3	17.8	1.0	1.6	5.5	0.3	0.7
610	38.2	5.9	7.1	18.4	2.6	4.1	8.1	1.1	1.6
611	53.8	4.2	4.2	26.8	1.1	2.2	11.1	1.1	1.6
612	54.8	4.0	3.8	27.0	1.2	2.0	9.7	0.4	0.8
613	1191.0	81.0	75.0	599.0	24.0	23.0	171.0	20.0	29.0
614	1206.0	82.0	76.0	490.0	20.0	22.0	172.0	13.0	20.0
615	1226.0	82.0	75.0	612.0	24.0	23.0	175.0	20.0	29.0
616	1243.0	82.0	76.0	503.0	20.0	22.0	177.0	13.0	20.0
617	3.5	0.0	0.0	1.8	0.0	0.0	0.8	0.0	0.0
618	5.2	0.1	0.1	2.8	0.0	0.0	1.1	0.0	0.0
619	67.6	13.6	13.5	33.7	4.9	7.6	13.0	2.2	4.2
620	87.7	14.3	13.1	45.0	4.0	6.8	17.6	3.5	5.1
621	101.5	15.4	16.2	50.2	3.5	7.1	17.5	2.9	4.3
622	1096.0	67.0	60.0	549.0	20.0	18.0	152.0	17.0	24.0
623	1139.0	71.0	65.0	460.0	18.0	19.0	159.0	11.0	17.0
624	125.2	17.4	18.3	62.1	4.7	7.6	20.6	2.0	4.4
625	128.5	17.9	18.8	63.8	4.8	7.8	21.2	2.0	4.5
626	1313.0	82.0	71.0	641.0	24.0	22.0	182.0	20.0	27.0
627	1356.0	84.0	73.0	551.0	21.0	22.0	189.0	13.0	20.0
628	189.7	8.1	11.3	87.1	3.1	4.6	41.3	1.1	1.8
629	211.3	10.8	16.4	109.6	5.4	7.8	37.8	1.9	4.0
630	1306.0	80.0	69.0	635.0	24.0	22.0	180.0	19.0	26.0
631	1338.0	83.0	72.0	544.0	21.0	22.0	187.0	13.0	19.0
632	1372.0	85.0	73.0	556.0	21.0	22.0	190.0	13.0	20.0
633	222.0	23.0	25.0	111.0	7.0	8.0	32.0	5.0	8.0
634	224.0	27.0	30.0	90.0	7.0	9.0	33.0	5.0	9.0
635	233.0	8.0	7.0	100.0	2.0	2.0	38.0	1.0	2.0
636	241.0	12.0	9.0	94.0	3.0	3.0	33.0	3.0	4.0
637	458.0	35.0	37.0	191.0	9.0	11.0	71.0	7.0	11.0

Akoestisch onderzoek snelheidsverhoging naar 130 km/h in 2016

Uurintensiteiten

peiljaar 2016									
ID	Dag			Avond			Nacht		
	Lichte mvt.	middelzware	zware mvt.	Lichte mvt.	middelzware mvt.	zware mvt.	Lichte mvt.	middelzware mvt.	zware mvt.
638	463.0	35.0	34.0	204.0	10.0	10.0	65.0	8.0	11.0
639	890.0	49.0	39.0	458.0	15.0	12.0	124.0	12.0	16.0
640	914.0	51.0	37.0	365.0	12.0	11.0	120.0	7.0	9.0
48	-	-	-	-	-	-	-	-	-



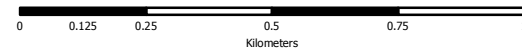
A28 Ruinen - knp. Assen

Legenda

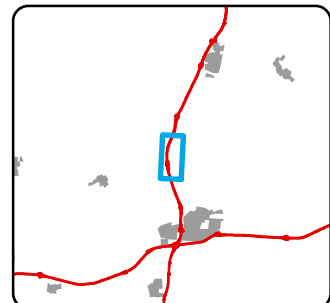
— Onderzoeksgrens

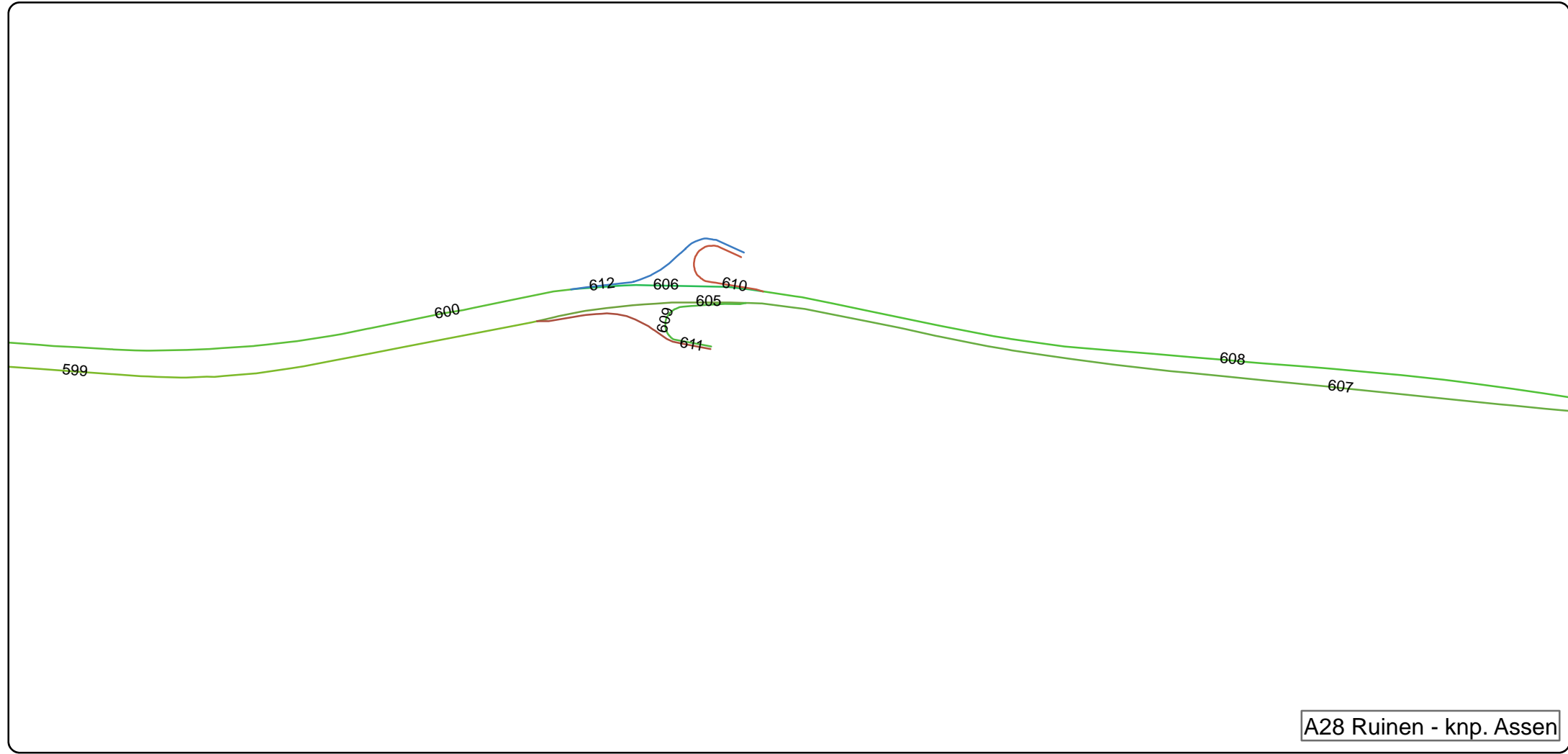


1:15 000



dGm^R





A28 Ruinen - knp. Assen

Legenda

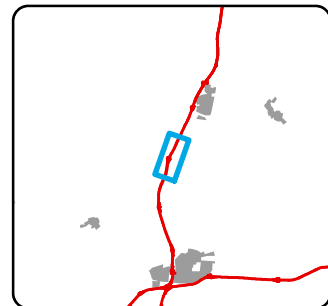
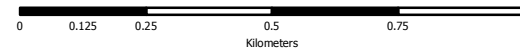
— Onderzoeksgrens

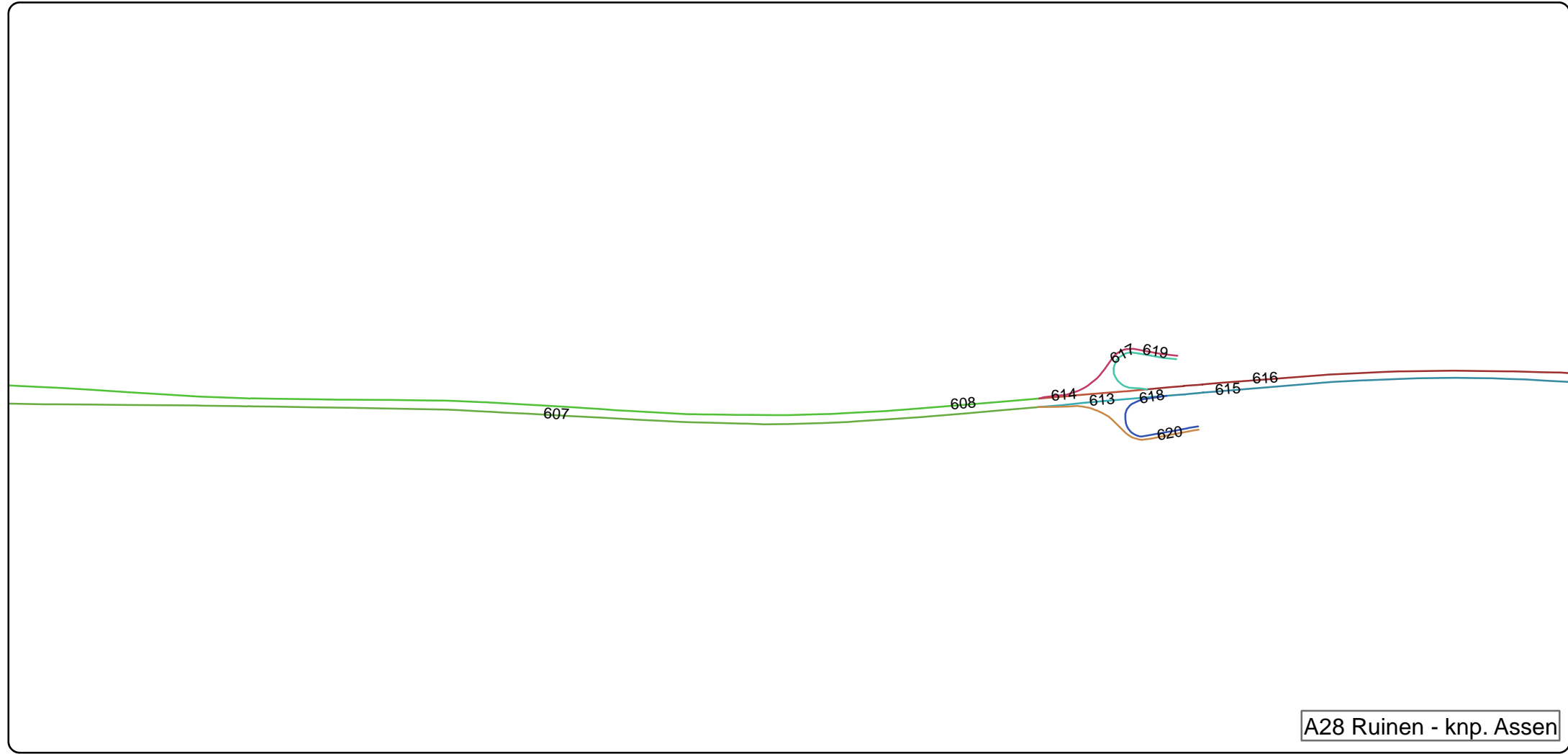


1:15 000



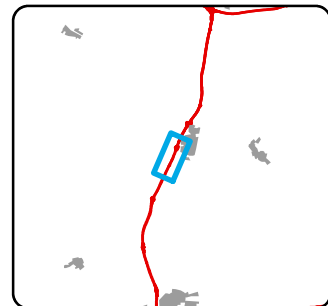

dGm^R

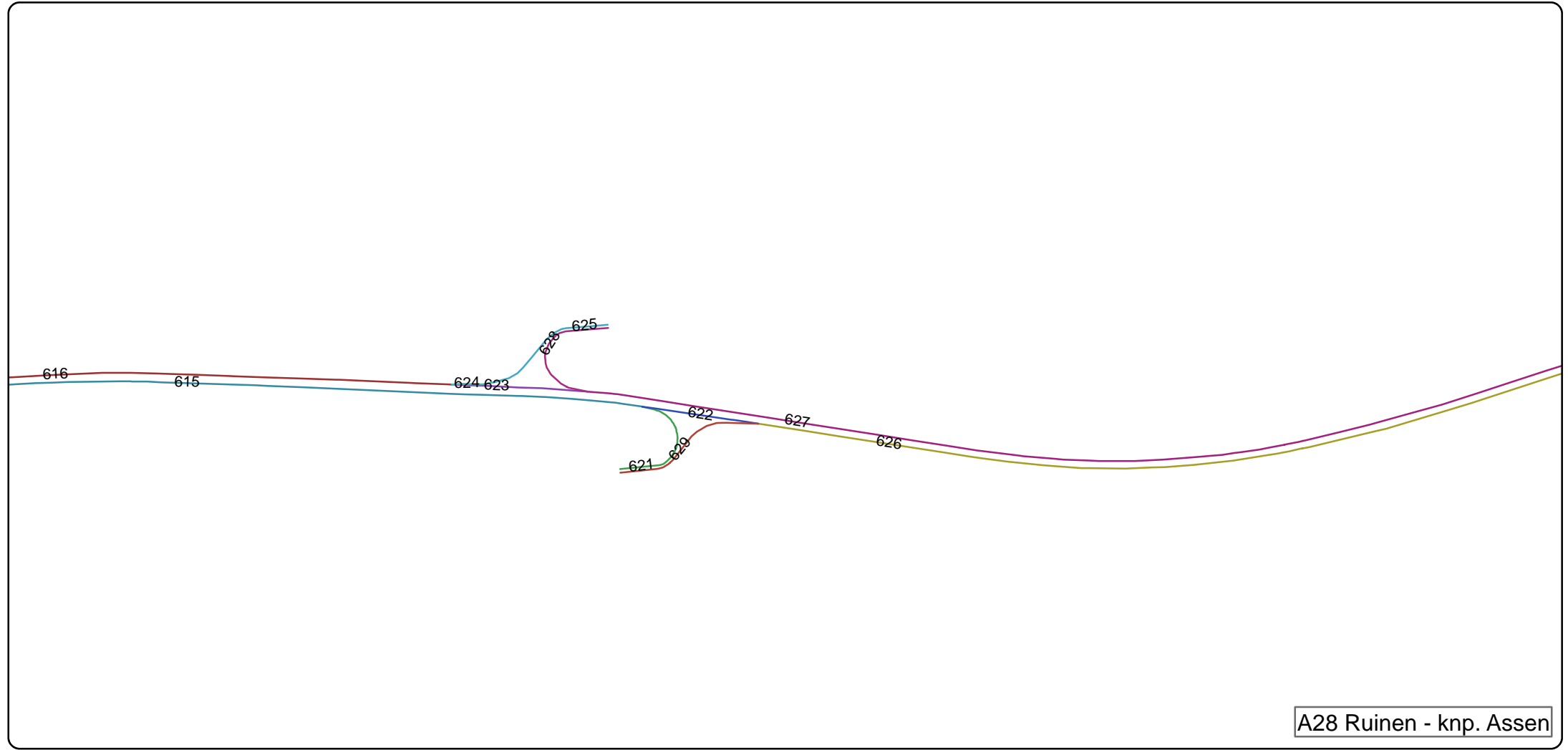




Legenda

— Onderzoeksgrens





Legenda

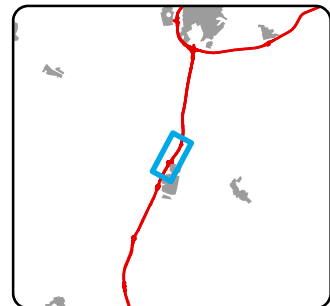
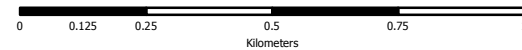
— Onderzoeksgrens




1:15 000



dGm^R





A28 Ruinen - knp. Assen

Legenda

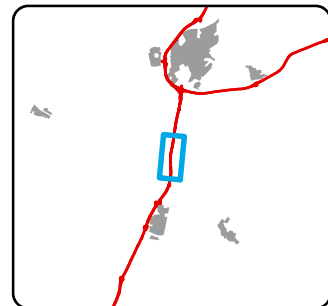
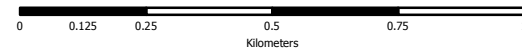
— Onderzoeksgrens




1:15 000



dGm^R



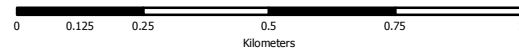


Legenda

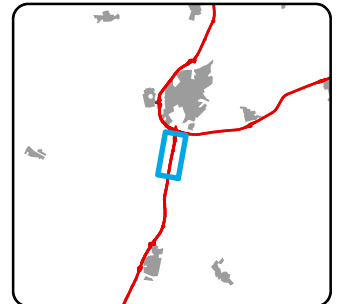
— Onderzoeksgrens

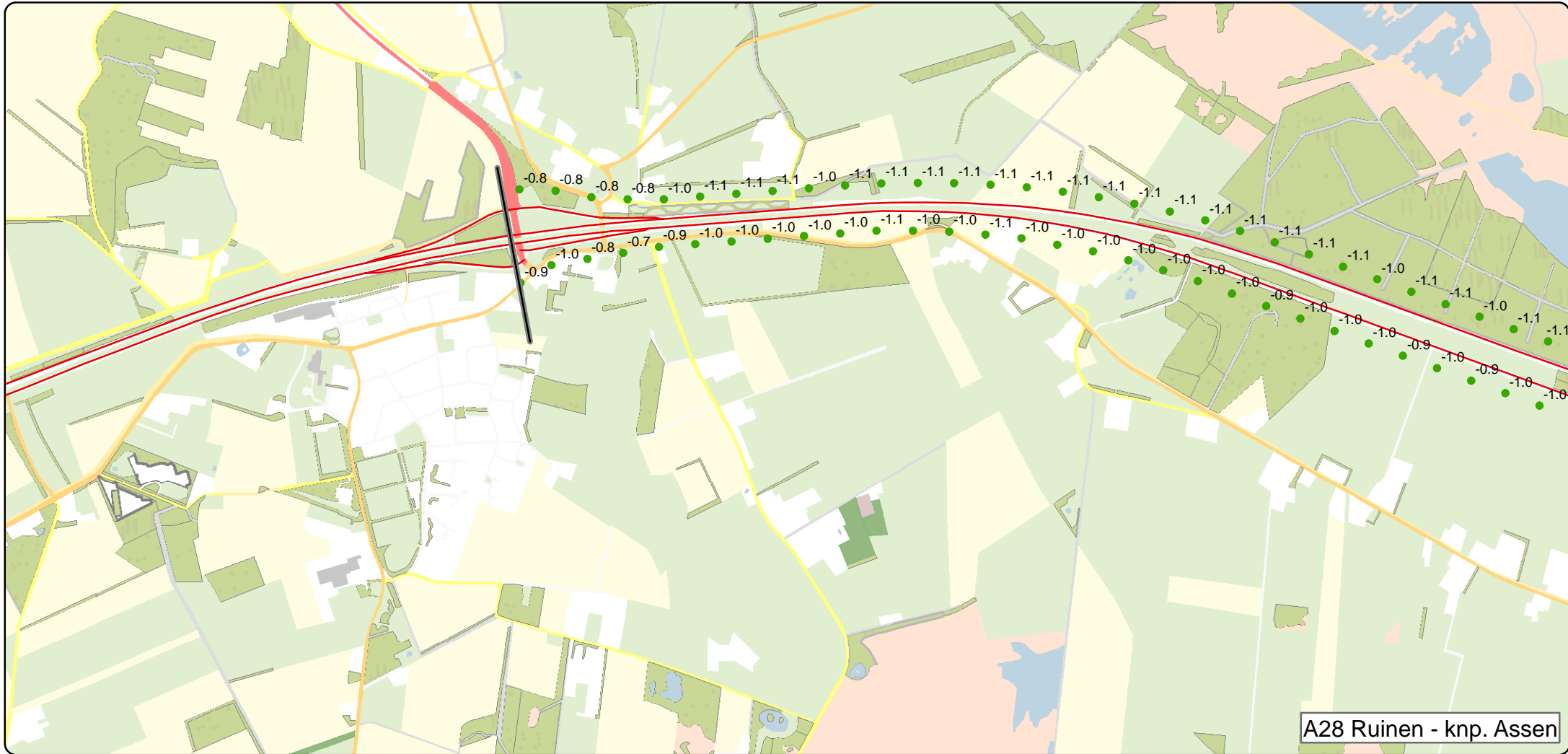


1:15 000



dGm^R

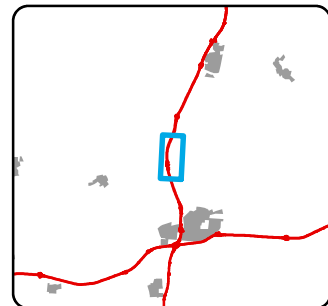



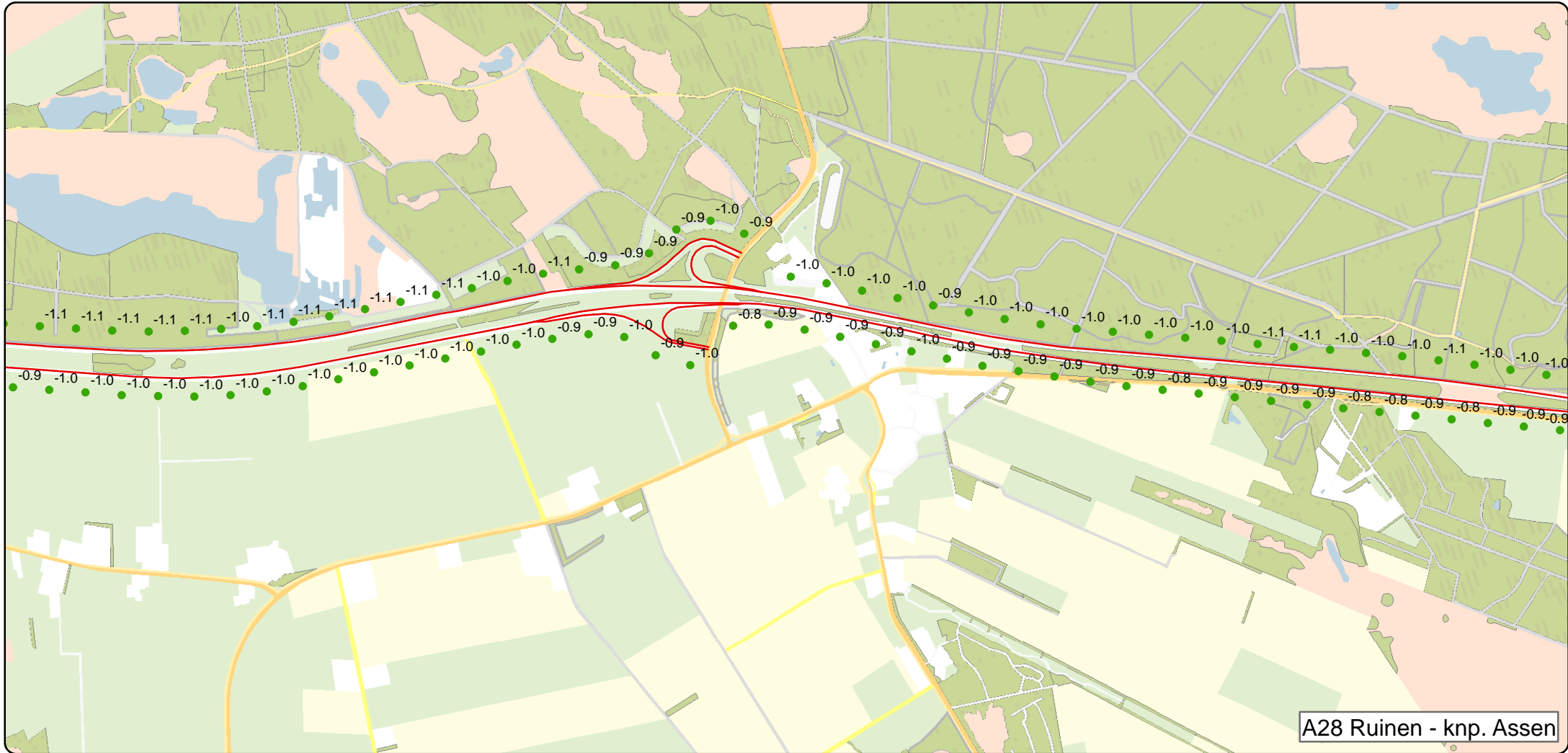


**Legenda
Verschil met GPP**

- tot en met 0.6 dB onder GPP
- 0.5 dB onder GPP tot en met 0.3 dB onder GGP
- 0.2 dB onder GPP tot en met GPP
- Overschrijding van GPP

- Onderzoeksgrens
- Rijkswegen

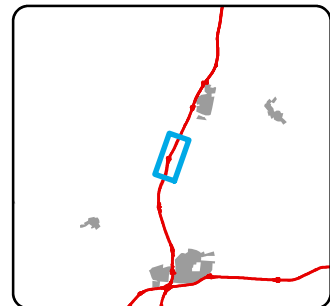
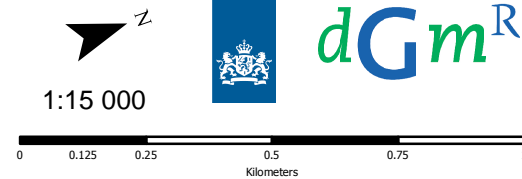




**Legenda
Verschil met GPP**

- tot en met 0.6 dB onder GPP
- 0.5 dB onder GPP tot en met 0.3 dB onder GGP
- 0.2 dB onder GPP tot en met GPP
- Overschrijding van GPP

- Onderzoeksgrens
- Rijkswegen

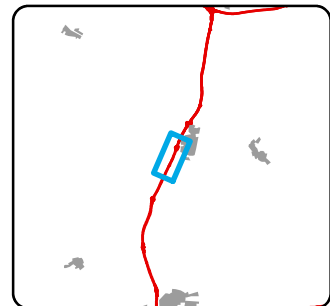




**Legenda
Verschil met GPP**

- tot en met 0.6 dB onder GPP
- 0.5 dB onder GPP tot en met 0.3 dB onder GPP
- 0.2 dB onder GPP tot en met GPP
- Overschrijding van GPP

- Onderzoeksgrens
- Rijkswegen

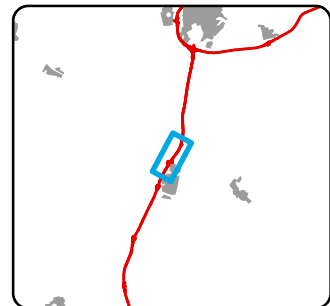





**Legenda
 Verschil met GPP**

- tot en met 0.6 dB onder GPP
- 0.5 dB onder GPP tot en met 0.3 dB onder GGP
- 0.2 dB onder GPP tot en met GPP
- Overschrijding van GPP

- Onderzoeksgrens
- Rijkswegen

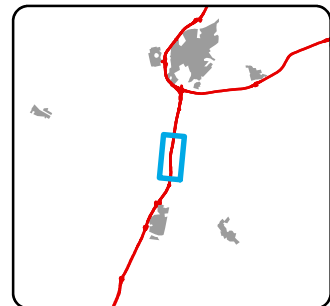




**Legenda
Verschil met GPP**

- tot en met 0.6 dB onder GPP
- 0.5 dB onder GPP tot en met 0.3 dB onder GGP
- 0.2 dB onder GPP tot en met GPP
- Overschrijding van GPP

- Onderzoeksgrens
- Rijkswegen

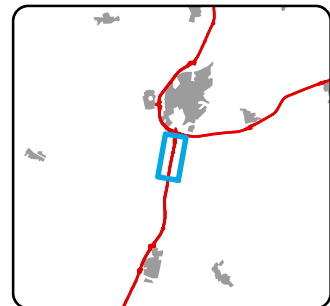



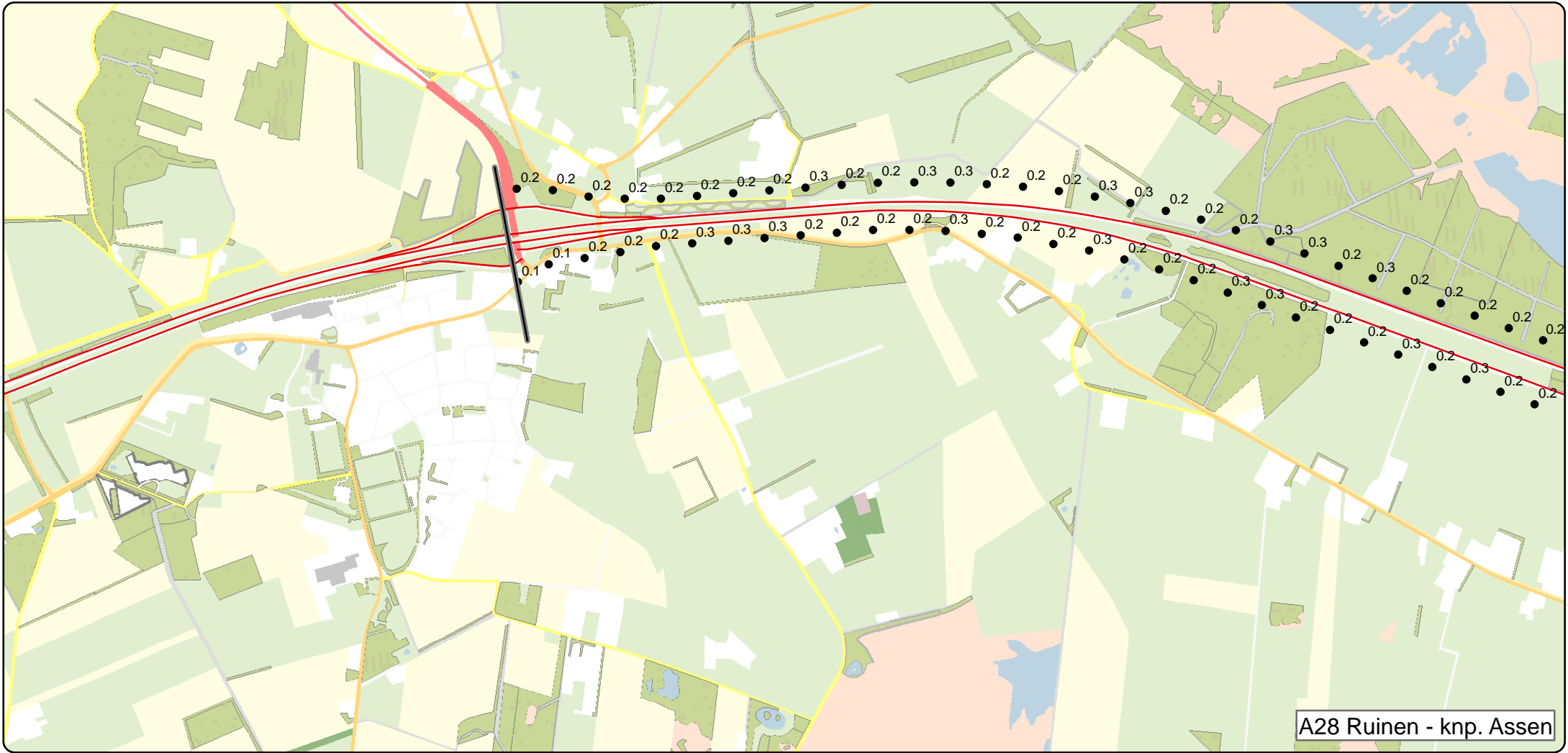


**Legenda
Verschil met GPP**

- tot en met 0.6 dB onder GPP
- 0.5 dB onder GPP tot en met 0.3 dB onder GGP
- 0.2 dB onder GPP tot en met GPP
- Overschrijding van GPP

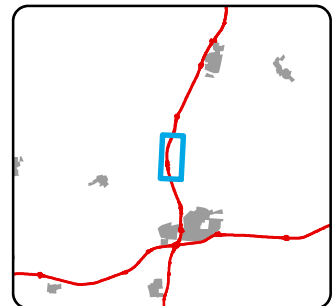

- Onderzoeksgrens
- Rijkswegen

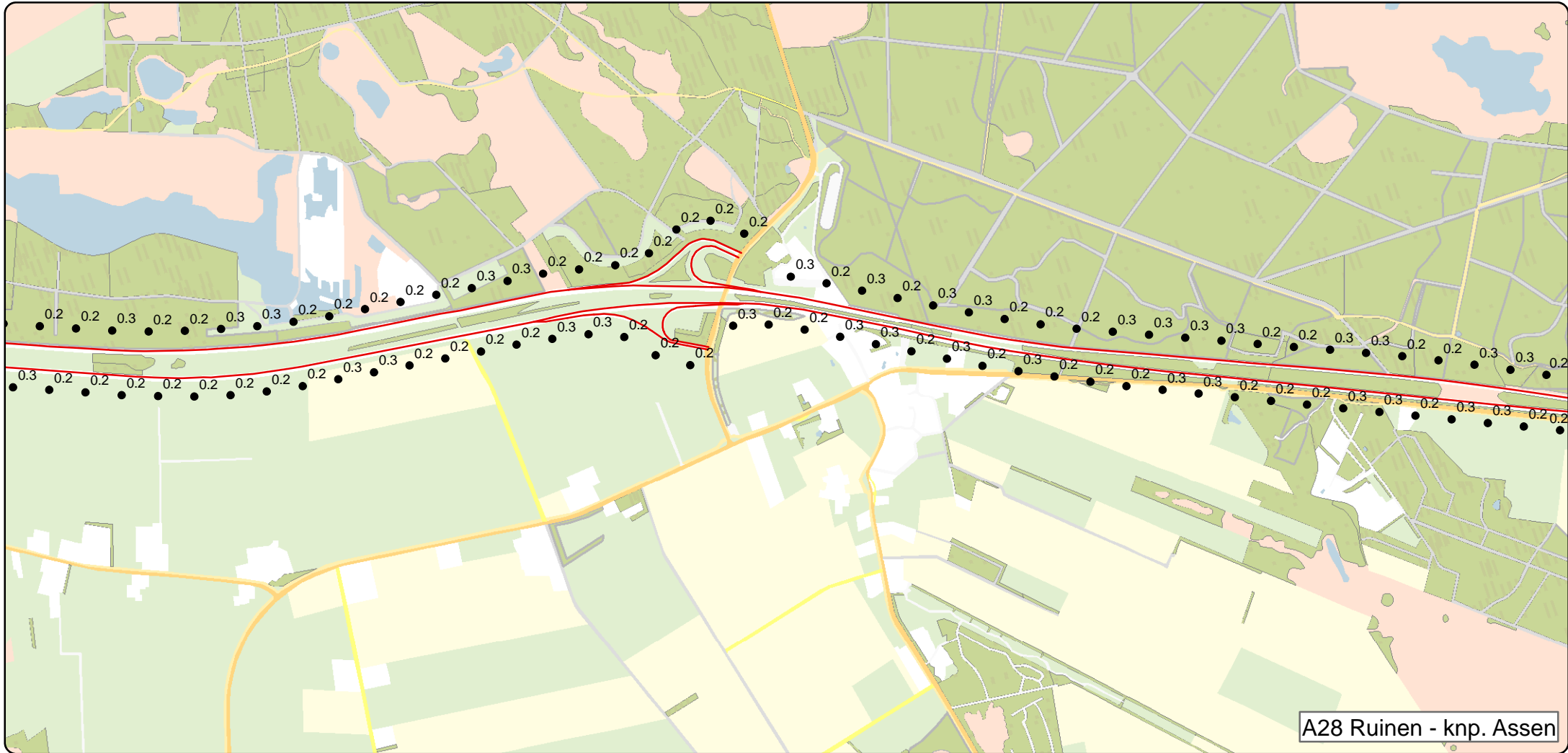




Legenda

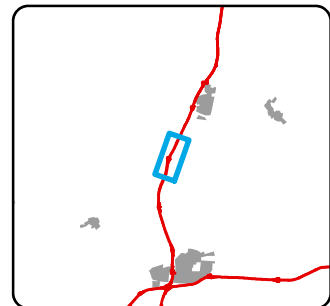
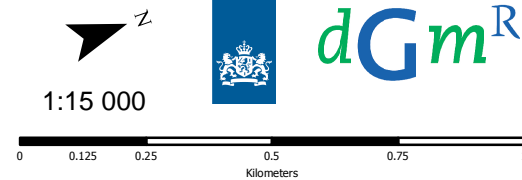
- Toename geluidproductie door snelheidsverhoging
- Onderzoeksgrens
- Rijkswegen

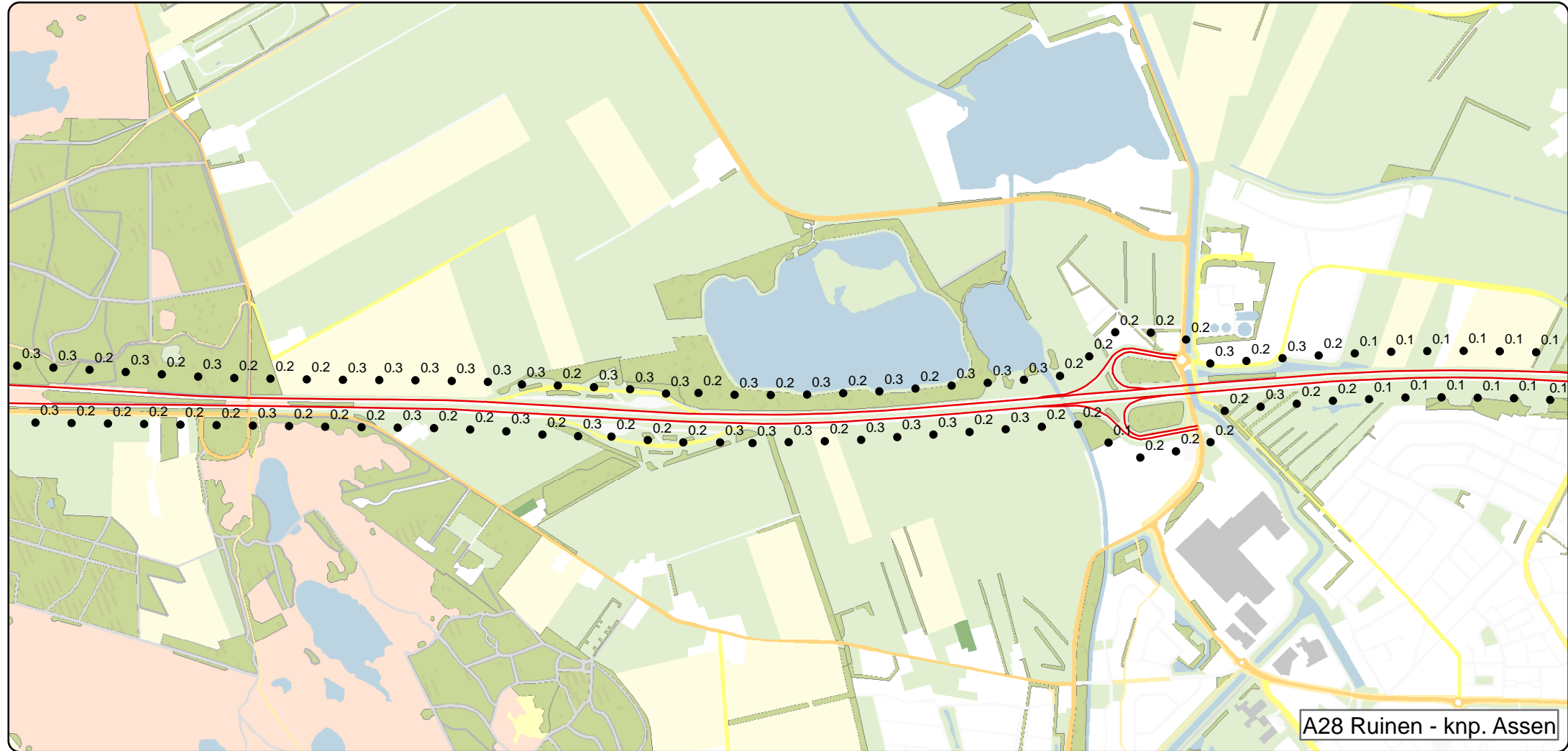




Legenda

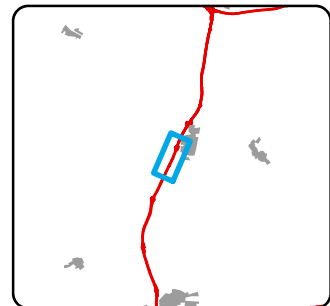

- Toename geluidproductie door snelheidsverhoging
- Onderzoeksgrens
- Rijkswegen

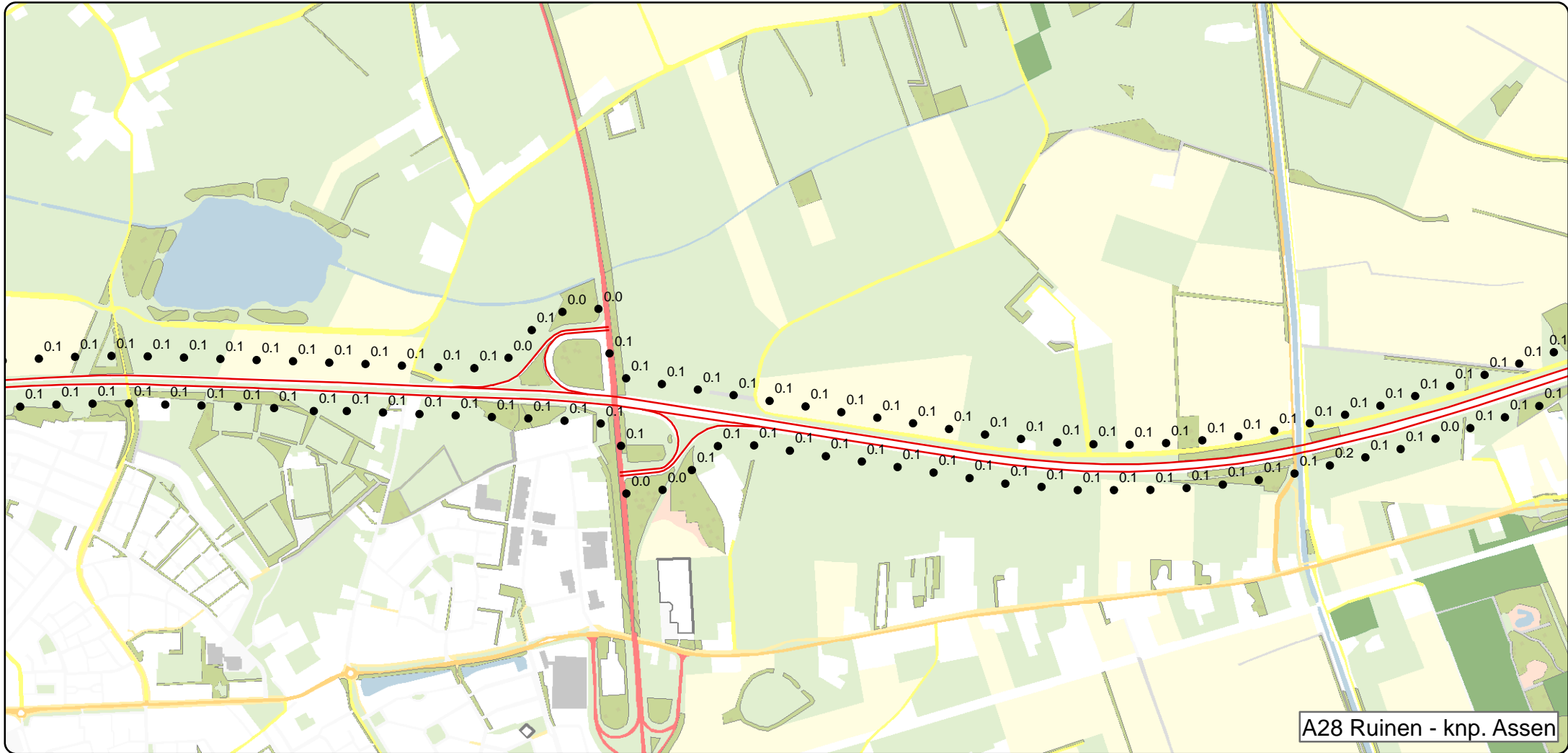




Legenda

- Toename geluidproductie door snelheidsverhoging
- Onderzoeksgrens
- Rijkswegen

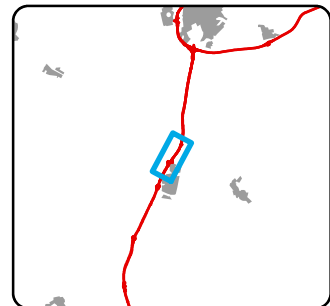





A28 Ruinen - knp. Assen

Legenda

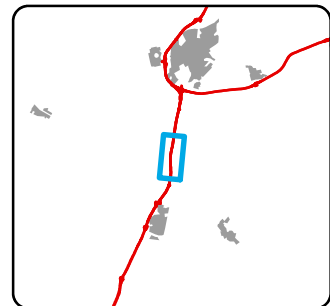

- Toename geluidproductie door snelheidsverhoging
- Onderzoeksgrens
- Rijkswegen

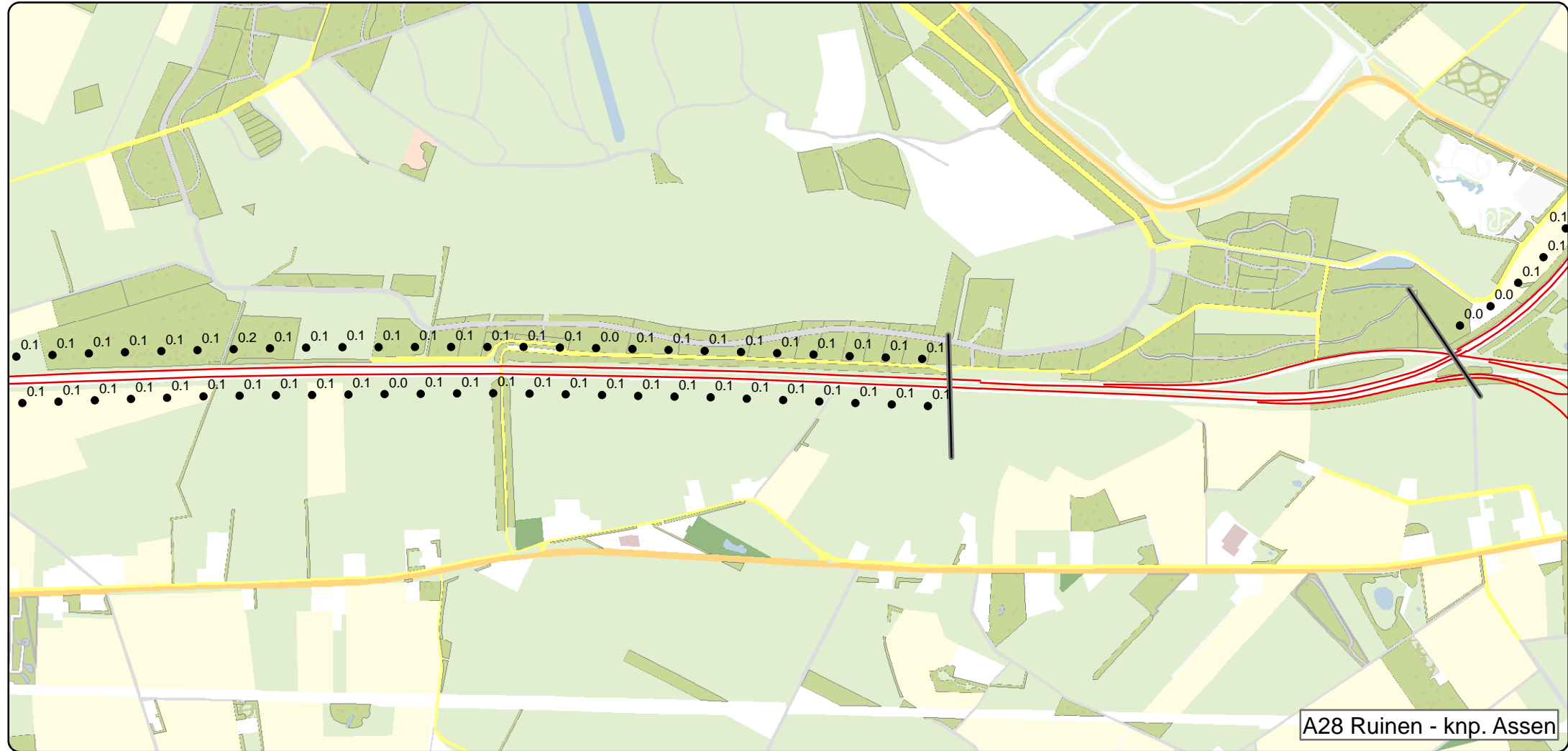




Legenda

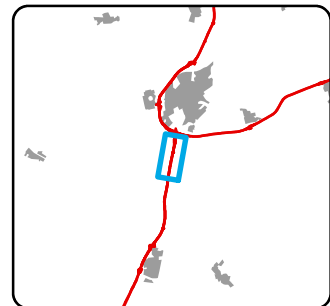

- Toename geluidproductie door snelheidsverhoging
- Onderzoeksgrens
- Rijkswegen





Legenda

- Toename geluidproductie door snelheidsverhoging
- Onderzoeksgrens
- Rijkswegen



Akoestisch onderzoek snelheidsverhoging naar 130 km/h in 2016

Overzicht resultaten

referentiepunt			Geluidproductie- plafond in dB	Geluidproductie in 2016	
ID	X	Y		Waarde	verschil tov GPP
42070	226658.86	532460.23	56.5	55.6	-0.9
42071	226614.66	532548.04	60.0	59.0	-1.0
42072	226602.76	532647.33	63.8	63.0	-0.8
42073	226590.86	532746.62	66.6	65.9	-0.7
42074	226579.74	532845.97	68.0	67.1	-0.9
42075	226577.59	532945.95	67.7	66.7	-1.0
42076	226575.44	533045.93	67.1	66.1	-1.0
42077	226573.29	533145.90	66.5	65.5	-1.0
42078	226571.14	533245.88	66.3	65.3	-1.0
42079	226568.99	533345.86	66.7	65.7	-1.0
42080	226566.84	533445.84	67.4	66.3	-1.1
42081	226572.17	533545.65	67.4	66.4	-1.0
42082	226579.56	533645.36	67.3	66.3	-1.0
42083	226593.13	533744.44	66.7	65.6	-1.1
42084	226608.64	533843.15	66.3	65.3	-1.0
42085	226631.43	533940.53	65.9	64.9	-1.0
42086	226654.21	534037.90	66.0	65.0	-1.0
42087	226684.05	534133.25	65.9	64.9	-1.0
42088	226716.45	534227.85	65.6	64.6	-1.0
42089	226751.76	534321.34	64.8	63.8	-1.0
42090	226790.89	534413.37	64.6	63.6	-1.0
42091	226830.02	534505.40	64.3	63.4	-0.9
42092	226869.15	534597.43	64.8	63.8	-1.0
42093	226908.28	534689.46	64.9	63.9	-1.0
42094	226947.41	534781.49	65.4	64.4	-1.0
42095	226986.54	534873.51	65.4	64.5	-0.9
42096	227025.66	534965.54	65.3	64.3	-1.0
42097	227064.79	535057.57	65.3	64.4	-0.9
42098	227103.92	535149.60	65.4	64.4	-1.0
42099	227143.05	535241.63	65.4	64.4	-1.0
42100	227182.18	535333.66	65.4	64.4	-1.0
42101	227217.64	535427.11	65.8	64.8	-1.0
42102	227250.94	535521.41	65.8	64.8	-1.0
42103	227280.13	535616.95	65.7	64.7	-1.0
42104	227302.82	535714.29	65.7	64.7	-1.0
42105	227321.29	535812.57	65.6	64.6	-1.0
42106	227335.26	535911.59	65.7	64.7	-1.0
42107	227349.21	536010.62	65.9	64.9	-1.0
42108	227363.15	536109.64	65.9	64.9	-1.0
42109	227377.10	536208.67	65.8	64.8	-1.0
42110	227391.05	536307.69	65.9	64.9	-1.0
42111	227404.99	536406.71	65.5	64.5	-1.0
42112	227421.74	536505.25	65.0	64.1	-0.9
42113	227442.28	536603.12	64.6	63.7	-0.9
42114	227481.45	536693.96	63.1	62.1	-1.0
42115	227556.96	536759.49	60.3	59.4	-0.9

Akoestisch onderzoek snelheidsverhoging naar 130 km/h in 2016

Overzicht resultaten

referentiepunt			Geluidproductie- plafond in dB	Geluidproductie in 2016	
ID	X	Y		Waarde	verschil tov GPP
42116	227613.90	536840.51	59.2	58.2	-1.0
42118	227549.84	536987.19	64.8	64.0	-0.8
42119	227578.66	537080.96	66.2	65.3	-0.9
42120	227624.04	537170.04	66.3	65.4	-0.9
42121	227674.85	537256.16	66.1	65.2	-0.9
42122	227725.66	537342.29	64.9	64.0	-0.9
42123	227776.48	537428.42	64.0	63.0	-1.0
42124	227827.29	537514.55	63.5	62.6	-0.9
42125	227878.11	537600.68	64.8	63.9	-0.9
42126	227923.98	537689.54	66.1	65.2	-0.9
42127	227969.85	537778.40	66.3	65.4	-0.9
42128	228015.72	537867.26	66.0	65.1	-0.9
42129	228059.59	537957.10	65.9	65.0	-0.9
42130	228101.57	538047.86	65.9	65.1	-0.8
42131	228143.54	538138.63	66.0	65.1	-0.9
42132	228185.51	538229.40	66.3	65.4	-0.9
42133	228227.48	538320.17	66.2	65.3	-0.9
42134	228269.45	538410.93	66.1	65.2	-0.9
42135	228311.42	538501.70	65.8	65.0	-0.8
42136	228353.39	538592.47	65.9	65.1	-0.8
42137	228395.36	538683.23	66.1	65.2	-0.9
42138	228437.33	538774.00	66.2	65.4	-0.8
42139	228479.31	538864.77	66.5	65.6	-0.9
42140	228521.28	538955.54	66.4	65.5	-0.9
42141	228563.25	539046.30	66.3	65.4	-0.9
42142	228605.22	539137.07	66.2	65.3	-0.9
42143	228647.19	539227.84	65.9	65.0	-0.9
42144	228689.16	539318.60	65.7	64.8	-0.9
42145	228731.13	539409.37	65.8	65.0	-0.8
42146	228773.10	539500.14	65.9	65.0	-0.9
42147	228815.08	539590.91	66.0	65.1	-0.9
42148	228857.05	539681.67	66.5	65.6	-0.9
42149	228899.02	539772.44	66.4	65.6	-0.8
42150	228940.99	539863.21	66.6	65.7	-0.9
42151	228985.19	539952.90	66.7	65.7	-1.0
42152	229030.40	540042.09	66.5	65.6	-0.9
42153	229078.91	540129.25	65.8	64.8	-1.0
42154	229122.69	540217.41	65.8	64.9	-0.9
42155	229161.51	540301.34	66.2	65.2	-1.0
42156	229210.82	540389.17	65.7	64.8	-0.9
42157	229256.31	540475.87	65.7	64.8	-0.9
42158	229298.18	540568.74	66.4	65.5	-0.9
42159	229335.90	540649.35	66.2	65.3	-0.9
42160	229374.15	540741.74	66.8	65.9	-0.9
42161	229412.71	540834.01	66.6	65.7	-0.9
42162	229449.64	540926.91	66.4	65.5	-0.9

Akoestisch onderzoek snelheidsverhoging naar 130 km/h in 2016

Overzicht resultaten

referentiepunt			Geluidproductie- plafond in dB	Geluidproductie in 2016	
ID	X	Y		Waarde	verschil tov GPP
42163	229483.64	541020.95	66.5	65.6	-0.9
42164	229517.63	541115.00	66.4	65.5	-0.9
42165	229551.63	541209.05	66.4	65.5	-0.9
42166	229585.63	541303.09	66.6	65.7	-0.9
42167	229619.63	541397.13	66.6	65.8	-0.8
42168	229654.48	541490.80	66.3	65.6	-0.7
42169	229734.19	541547.64	62.7	61.8	-0.9
42170	229807.79	541611.05	60.9	60.0	-0.9
42171	229832.11	541707.78	61.3	60.3	-1.0
42172	229847.52	541805.26	62.1	61.0	-1.1
42173	229784.64	541876.43	67.5	66.3	-1.2
42174	229814.51	541971.50	67.7	66.6	-1.1
42175	229847.52	542065.90	67.7	66.5	-1.2
42176	229880.67	542160.24	67.2	66.1	-1.1
42177	229917.30	542253.29	65.4	64.3	-1.1
42178	229953.94	542346.34	61.4	60.2	-1.2
42179	229994.06	542437.90	61.0	59.7	-1.3
42180	230035.80	542528.78	62.0	60.8	-1.2
42181	230077.53	542619.65	61.5	60.3	-1.2
42182	230122.42	542708.99	63.0	61.9	-1.1
42183	230168.66	542797.65	62.6	61.4	-1.2
42184	230218.35	542884.44	61.4	60.2	-1.2
42185	230268.04	542971.22	62.9	61.7	-1.2
42186	230317.73	543058.00	63.4	62.2	-1.2
42187	230367.91	543144.50	64.8	63.7	-1.1
42188	230426.19	543237.04	65.9	64.8	-1.1
42189	230468.91	543317.13	66.3	65.2	-1.1
42190	230519.42	543403.44	65.8	64.7	-1.1
42191	230569.92	543489.75	64.7	63.5	-1.2
42192	230620.42	543576.06	60.6	59.5	-1.1
42193	230670.92	543662.37	66.2	65.1	-1.1
42194	230721.42	543748.69	65.9	64.8	-1.1
42195	230773.61	543833.97	65.7	64.6	-1.1
42196	230827.39	543918.28	65.9	64.8	-1.1
42197	230907.94	543939.25	62.5	61.3	-1.2
42199	231031.00	543890.10	59.4	58.2	-1.2
42200	231068.93	543982.49	60.3	59.0	-1.3
42201	231058.55	544079.90	61.8	60.6	-1.2
42202	231033.87	544174.34	64.6	63.3	-1.3
42203	231078.73	544262.87	65.9	64.7	-1.2
42204	231138.10	544343.32	65.7	64.5	-1.2
42205	231197.86	544423.50	65.8	64.7	-1.1
42206	231257.62	544503.68	65.8	64.6	-1.2
42207	231317.39	544583.85	66.1	65.0	-1.1
42208	231377.15	544664.03	66.3	65.1	-1.2
42209	231436.91	544744.21	66.5	65.3	-1.2

Akoestisch onderzoek snelheidsverhoging naar 130 km/h in 2016

Overzicht resultaten

referentiepunt			Geluidproductie- plafond in dB	Geluidproductie in 2016	
ID	X	Y		Waarde	verschil tov GPP
42210	231496.68	544824.39	66.8	65.7	-1.1
42211	231551.55	544907.97	67.3	66.1	-1.2
42212	231606.04	544991.83	67.4	66.2	-1.2
42213	231653.17	545079.96	67.8	66.7	-1.1
42214	231699.17	545168.76	67.7	66.5	-1.2
42215	231741.57	545259.23	67.9	66.8	-1.1
42216	231779.92	545351.58	68.1	66.9	-1.2
42217	231815.35	545445.04	68.1	66.9	-1.2
42218	231846.09	545540.15	68.3	67.2	-1.1
42219	231872.11	545636.71	68.2	67.1	-1.1
42220	231898.12	545733.27	67.8	66.6	-1.2
42221	231923.54	545829.97	67.6	66.4	-1.2
42222	231943.07	545928.05	67.3	66.1	-1.2
42223	231962.59	546026.12	66.5	65.4	-1.1
42224	231980.72	546124.46	65.9	64.8	-1.1
42225	231997.83	546222.98	65.9	64.7	-1.2
42226	232014.95	546321.51	66.2	65.0	-1.2
42227	232032.06	546420.04	66.6	65.4	-1.2
42228	232047.74	546518.77	66.5	65.4	-1.1
42229	232056.01	546618.31	66.7	65.6	-1.1
42230	232057.67	546718.30	66.8	65.6	-1.2
42231	232059.34	546818.29	66.0	64.8	-1.2
42232	232058.25	546918.22	65.5	64.4	-1.1
42233	232053.00	547018.09	65.3	64.1	-1.2
42234	232047.76	547117.95	65.3	64.1	-1.2
42235	232042.51	547217.82	65.3	64.1	-1.2
42236	232037.26	547317.68	65.3	64.1	-1.2
42237	232032.01	547417.54	65.5	64.3	-1.2
42238	232026.77	547517.41	65.8	64.7	-1.1
42239	232021.52	547617.27	65.5	64.4	-1.1
42240	232016.27	547717.13	65.2	64.1	-1.1
42241	232011.03	547817.00	64.7	63.5	-1.2
42242	232005.78	547916.86	64.7	63.5	-1.2
42243	232001.83	548016.75	64.6	63.4	-1.2
42244	232003.86	548116.73	64.0	62.9	-1.1
42245	232005.89	548216.71	64.0	62.8	-1.2
42246	232016.35	548316.07	63.7	62.6	-1.1
42247	232032.00	548414.82	63.5	62.4	-1.1
42248	232049.44	548513.28	63.8	62.6	-1.2
42249	232066.89	548611.75	63.6	62.5	-1.1
42250	232086.74	548709.75	63.8	62.7	-1.1
42251	232107.79	548807.51	64.1	63.0	-1.1
42252	232128.83	548905.27	64.3	63.2	-1.1
42253	232149.88	549003.03	64.1	62.9	-1.2
42254	232170.93	549100.79	64.0	62.8	-1.2
42255	232191.98	549198.55	64.5	63.4	-1.1

Akoestisch onderzoek snelheidsverhoging naar 130 km/h in 2016

Overzicht resultaten

referentiepunt			Geluidproductie- plafond in dB	Geluidproductie in 2016	
ID	X	Y		Waarde	verschil tov GPP
42256	232212.07	549296.50	63.7	62.5	-1.2
42257	232228.09	549395.21	63.8	62.7	-1.1
42258	232244.11	549493.92	64.2	63.0	-1.2
42259	232260.13	549592.63	64.0	62.8	-1.2
42260	232273.79	549691.69	64.6	63.5	-1.1
42261	232287.45	549790.75	65.0	63.9	-1.1
42262	232301.12	549889.82	65.5	64.4	-1.1
42263	232314.78	549988.88	66.0	64.9	-1.1
42264	232328.45	550087.94	66.2	65.1	-1.1
42265	232342.11	550187.01	66.4	65.3	-1.1
42266	232355.77	550286.07	66.6	65.4	-1.2
42267	232369.44	550385.13	66.3	65.2	-1.1
42268	232383.10	550484.20	66.5	65.3	-1.2
42269	232396.77	550583.26	66.4	65.2	-1.2
42270	232412.48	550682.01	66.1	65.0	-1.1
42271	232428.82	550780.67	66.3	65.1	-1.2
42272	232445.16	550879.33	66.2	65.1	-1.1
42273	232461.50	550977.98	66.1	64.9	-1.2
42274	232477.84	551076.64	66.0	64.8	-1.2
42275	232494.18	551175.30	65.9	64.8	-1.1
42276	232510.52	551273.96	65.9	64.8	-1.1
42277	232526.86	551372.62	66.0	64.9	-1.1
42278	232545.76	551470.81	65.4	64.3	-1.1
42279	232565.11	551568.92	65.4	64.3	-1.1
42280	232584.45	551667.03	65.6	64.4	-1.2
42281	232603.80	551765.14	65.5	64.4	-1.1
42282	232623.14	551863.26	65.7	64.6	-1.1
42283	232642.49	551961.37	65.9	64.8	-1.1
42284	232663.44	552059.15	65.8	64.7	-1.1
42285	232684.79	552156.84	65.9	64.8	-1.1
42286	232706.15	552254.54	65.8	64.6	-1.2
42287	232727.50	552352.23	65.6	64.5	-1.1
42288	232748.86	552449.93	65.5	64.4	-1.1
42289	232770.21	552547.62	65.6	64.5	-1.1
46684	232639.34	552554.35	65.7	64.5	-1.2
46685	232618.13	552456.62	65.6	64.4	-1.2
46686	232596.93	552358.88	65.7	64.5	-1.2
46687	232575.72	552261.14	65.8	64.6	-1.2
46688	232554.52	552163.40	65.9	64.8	-1.1
46689	232533.73	552065.57	65.9	64.8	-1.1
46690	232513.59	551967.60	65.9	64.7	-1.2
46691	232493.43	551869.64	65.7	64.5	-1.2
46692	232473.40	551771.66	65.8	64.6	-1.2
46693	232453.91	551673.56	65.5	64.3	-1.2
46694	232434.94	551575.36	66.0	64.8	-1.2
46695	232416.17	551477.13	65.4	64.2	-1.2

Akoestisch onderzoek snelheidsverhoging naar 130 km/h in 2016

Overzicht resultaten

referentiepunt			Geluidproductie- plafond in dB	Geluidproductie in 2016	
ID	X	Y		Waarde	verschil tov GPP
46696	232398.46	551378.72	65.8	64.6	-1.2
46697	232381.28	551280.19	66.1	64.9	-1.2
46698	232364.10	551181.67	66.1	64.9	-1.2
46699	232346.92	551083.14	66.1	64.9	-1.2
46700	232329.74	550984.61	66.3	65.1	-1.2
46701	232313.55	550885.92	66.3	65.2	-1.1
46702	232298.31	550787.08	66.4	65.2	-1.2
46703	232283.08	550688.23	66.2	65.1	-1.1
46704	232268.26	550589.32	66.3	65.1	-1.2
46705	232253.79	550490.36	66.5	65.3	-1.2
46706	232239.33	550391.40	66.5	65.3	-1.2
46707	232225.35	550292.37	66.5	65.3	-1.2
46708	232212.09	550193.24	66.4	65.2	-1.2
46709	232199.23	550094.06	66.4	65.2	-1.2
46710	232186.29	549994.88	66.1	64.9	-1.2
46711	232172.63	549895.81	65.5	64.3	-1.2
46712	232158.97	549796.73	65.1	63.9	-1.2
46713	232145.31	549697.65	64.3	63.1	-1.2
46714	232131.66	549598.58	63.9	62.7	-1.2
46715	232115.45	549499.89	63.8	62.6	-1.2
46716	232098.67	549401.30	64.1	62.9	-1.2
46717	232081.89	549302.70	64.3	63.1	-1.2
46718	232061.67	549204.76	63.7	62.5	-1.2
46719	232041.82	549106.73	63.9	62.7	-1.2
46720	232020.87	549008.94	63.9	62.7	-1.2
46721	231999.71	548911.19	63.8	62.6	-1.2
46722	231978.54	548813.44	63.8	62.6	-1.2
46723	231957.38	548715.70	63.8	62.6	-1.2
46724	231937.53	548617.70	64.7	63.5	-1.2
46725	231918.18	548519.58	63.8	62.6	-1.2
46726	231900.16	548421.22	63.9	62.7	-1.2
46727	231885.55	548322.29	64.1	62.9	-1.2
46728	231876.52	548222.70	64.2	63.0	-1.2
46729	231872.10	548122.78	64.6	63.4	-1.2
46730	231872.15	548022.79	64.9	63.7	-1.2
46731	231874.45	547922.81	65.0	63.8	-1.2
46732	231879.01	547822.90	64.9	63.8	-1.1
46733	231884.64	547723.05	65.4	64.3	-1.1
46734	231890.31	547623.20	65.9	64.8	-1.1
46735	231896.10	547523.35	65.9	64.8	-1.1
46736	231901.89	547423.51	65.6	64.4	-1.2
46737	231907.68	547323.66	65.4	64.2	-1.2
46738	231913.47	547223.81	65.0	63.8	-1.2
46739	231919.25	547123.97	65.3	64.2	-1.1
46740	231925.04	547024.12	65.2	64.0	-1.2
46741	231929.45	546924.22	65.3	64.1	-1.2

Akoestisch onderzoek snelheidsverhoging naar 130 km/h in 2016

Overzicht resultaten

referentiepunt			Geluidproductie- plafond in dB	Geluidproductie in 2016	
ID	X	Y		Waarde	verschil tov GPP
46742	231931.38	546824.23	65.8	64.6	-1.2
46743	231931.40	546724.24	66.2	65.0	-1.2
46744	231926.97	546624.34	66.3	65.2	-1.1
46745	231918.47	546524.69	66.5	65.3	-1.2
46746	231903.19	546425.87	66.3	65.1	-1.2
46747	231886.33	546327.29	65.8	64.7	-1.1
46748	231868.97	546228.80	65.8	64.6	-1.2
46749	231851.61	546130.30	65.6	64.4	-1.2
46750	231834.25	546031.81	66.5	65.3	-1.2
46751	231813.62	545933.96	67.4	66.2	-1.2
46752	231792.10	545836.29	67.8	66.6	-1.2
46753	231768.39	545739.13	68.1	66.9	-1.2
46754	231743.56	545642.25	68.5	67.3	-1.2
46755	231715.38	545546.31	68.5	67.3	-1.2
46756	231683.17	545451.65	68.1	66.9	-1.2
46757	231646.11	545358.80	68.1	66.9	-1.2
46758	231605.98	545267.19	67.9	66.7	-1.2
46759	231562.55	545177.13	67.8	66.6	-1.2
46760	231514.61	545089.37	67.3	66.1	-1.2
46761	231463.12	545003.65	67.3	66.1	-1.2
46762	231408.38	544919.96	66.9	65.7	-1.2
46763	231350.77	544838.21	66.5	65.3	-1.2
46764	231290.89	544758.11	65.9	64.7	-1.2
46765	231230.83	544678.14	65.7	64.5	-1.2
46766	231170.77	544598.16	65.7	64.5	-1.2
46767	231110.72	544518.18	65.6	64.4	-1.2
46768	231050.67	544438.21	65.7	64.5	-1.2
46769	230990.61	544358.23	65.9	64.7	-1.2
46770	230930.56	544278.26	66.0	64.7	-1.3
46771	230870.49	544198.29	66.2	64.9	-1.3
46772	230810.44	544118.31	66.2	65.0	-1.2
46773	230750.39	544038.33	65.9	64.7	-1.2
46774	230668.56	544030.59	62.1	60.9	-1.2
46776	230545.76	544061.40	58.6	57.3	-1.3
46777	230506.35	543969.50	59.3	58.2	-1.1
46778	230510.87	543871.53	61.0	60.0	-1.0
46779	230548.40	543778.83	63.8	62.5	-1.3
46780	230529.77	543682.94	66.3	65.1	-1.2
46781	230480.39	543595.99	65.9	64.6	-1.3
46782	230429.90	543509.66	65.8	64.6	-1.2
46783	230379.05	543423.54	66.0	64.8	-1.2
46784	230328.37	543337.32	66.3	65.1	-1.2
46785	230278.48	543250.64	66.4	65.2	-1.2
46786	230228.59	543163.95	66.5	65.3	-1.2
46787	230178.59	543077.34	66.7	65.4	-1.3
46788	230128.35	542990.86	66.5	65.2	-1.3

Akoestisch onderzoek snelheidsverhoging naar 130 km/h in 2016

Overzicht resultaten

referentiepunt			Geluidproductie- plafond in dB	Geluidproductie in 2016	
ID	X	Y		Waarde	verschil tov GPP
46789	230078.84	542903.96	66.2	64.9	-1.3
46790	230030.42	542816.46	66.1	64.8	-1.3
46791	229986.10	542726.84	66.3	65.0	-1.3
46792	229943.51	542636.34	66.6	65.4	-1.2
46793	229901.48	542545.59	66.6	65.4	-1.2
46794	229861.24	542454.04	66.6	65.4	-1.2
46795	229822.36	542361.90	66.8	65.5	-1.3
46796	229785.80	542268.81	67.0	65.7	-1.3
46797	229750.31	542175.31	67.4	66.2	-1.2
46798	229716.69	542081.11	67.6	66.4	-1.2
46799	229683.07	541986.92	67.8	66.5	-1.3
46800	229648.95	541892.92	67.7	66.4	-1.3
46801	229561.51	541859.18	62.3	61.2	-1.1
46802	229504.76	541777.57	61.4	60.3	-1.1
46803	229463.43	541688.27	61.0	60.0	-1.0
46804	229495.51	541595.83	63.3	62.4	-0.9
46805	229511.54	541499.99	66.8	65.9	-0.9
46806	229481.30	541404.71	67.0	66.1	-0.9
46807	229447.88	541310.45	66.7	65.7	-1.0
46808	229414.81	541216.06	66.5	65.5	-1.0
46809	229381.76	541121.67	66.3	65.3	-1.0
46810	229348.05	541027.51	66.1	65.2	-0.9
46811	229312.23	540934.13	66.5	65.5	-1.0
46812	229275.06	540841.29	66.6	65.6	-1.0
46813	229235.52	540749.44	66.5	65.5	-1.0
46814	229194.13	540658.39	66.7	65.7	-1.0
46815	229149.02	540569.40	65.9	64.9	-1.0
46816	229113.95	540487.02	66.4	65.5	-0.9
46817	229062.66	540401.61	65.4	64.4	-1.0
46818	229017.22	540312.58	65.6	64.7	-0.9
46819	228972.31	540223.27	66.0	65.0	-1.0
46820	228929.50	540133.85	66.5	65.5	-1.0
46821	228884.42	540051.08	66.3	65.3	-1.0
46822	228841.64	539960.91	66.7	65.7	-1.0
46823	228799.33	539870.29	66.7	65.7	-1.0
46824	228757.77	539779.32	66.6	65.6	-1.0
46825	228716.70	539688.13	66.6	65.6	-1.0
46826	228674.79	539597.33	66.3	65.3	-1.0
46827	228632.74	539506.58	66.1	65.1	-1.0
46828	228590.03	539416.17	66.0	65.0	-1.0
46829	228545.89	539326.43	66.0	65.1	-0.9
46830	228499.62	539237.76	66.1	65.1	-1.0
46831	228453.29	539149.12	66.4	65.4	-1.0
46832	228406.96	539060.49	66.4	65.4	-1.0
46833	228360.97	538971.68	66.5	65.5	-1.0
46834	228316.00	538882.34	66.3	65.3	-1.0

Akoestisch onderzoek snelheidsverhoging naar 130 km/h in 2016

Overzicht resultaten

referentiepunt			Geluidproductie- plafond in dB	Geluidproductie in 2016	
ID	X	Y		Waarde	verschil tov GPP
46835	228272.09	538792.49	66.2	65.1	-1.1
46836	228229.19	538702.15	66.0	65.0	-1.0
46837	228188.28	538610.89	66.2	65.2	-1.0
46838	228147.44	538519.59	66.0	65.0	-1.0
46839	228107.30	538427.99	66.2	65.1	-1.1
46840	228067.37	538336.29	66.2	65.1	-1.1
46841	228026.67	538244.93	65.8	64.8	-1.0
46842	227986.16	538153.50	65.7	64.7	-1.0
46843	227945.86	538061.96	65.6	64.6	-1.0
46844	227905.57	537970.42	65.8	64.8	-1.0
46845	227865.27	537878.89	65.9	64.9	-1.0
46846	227821.52	537788.99	65.9	64.9	-1.0
46847	227775.73	537700.08	65.9	64.9	-1.0
46848	227726.48	537613.04	65.9	64.9	-1.0
46849	227676.47	537526.43	65.9	65.0	-0.9
46850	227625.35	537440.46	66.0	65.0	-1.0
46851	227574.24	537354.50	66.4	65.4	-1.0
46852	227523.13	537268.53	66.3	65.3	-1.0
46853	227473.82	537181.55	66.3	65.3	-1.0
46855	227319.48	537099.24	59.1	58.2	-0.9
46856	227255.75	537022.91	57.7	56.7	-1.0
46857	227247.95	536925.90	59.6	58.7	-0.9
46858	227285.24	536833.20	62.6	61.7	-0.9
46859	227286.39	536734.68	64.8	63.9	-0.9
46860	227264.69	536637.05	65.2	64.3	-0.9
46861	227243.70	536539.36	64.9	63.8	-1.1
46862	227230.72	536440.19	60.8	59.8	-1.0
46863	227217.72	536341.03	60.3	59.3	-1.0
46864	227202.98	536242.12	65.3	64.2	-1.1
46865	227189.85	536142.97	66.4	65.3	-1.1
46866	227176.73	536043.82	66.5	65.4	-1.1
46867	227163.35	535944.72	66.5	65.4	-1.1
46868	227145.74	535846.27	66.4	65.3	-1.1
46869	227124.65	535748.51	66.3	65.2	-1.1
46870	227099.22	535651.80	65.8	64.8	-1.0
46871	227071.57	535555.69	65.7	64.6	-1.1
46872	227040.96	535460.48	65.5	64.4	-1.1
46873	227005.90	535366.84	65.7	64.6	-1.1
46874	226967.82	535274.36	65.4	64.3	-1.1
46875	226929.41	535182.02	65.4	64.3	-1.1
46876	226890.14	535090.04	65.3	64.3	-1.0
46877	226850.86	534998.06	65.5	64.4	-1.1
46878	226811.59	534906.08	65.3	64.2	-1.1
46879	226772.32	534814.10	65.2	64.2	-1.0
46880	226733.04	534722.12	64.9	63.8	-1.1
46881	226693.76	534630.14	65.2	64.1	-1.1

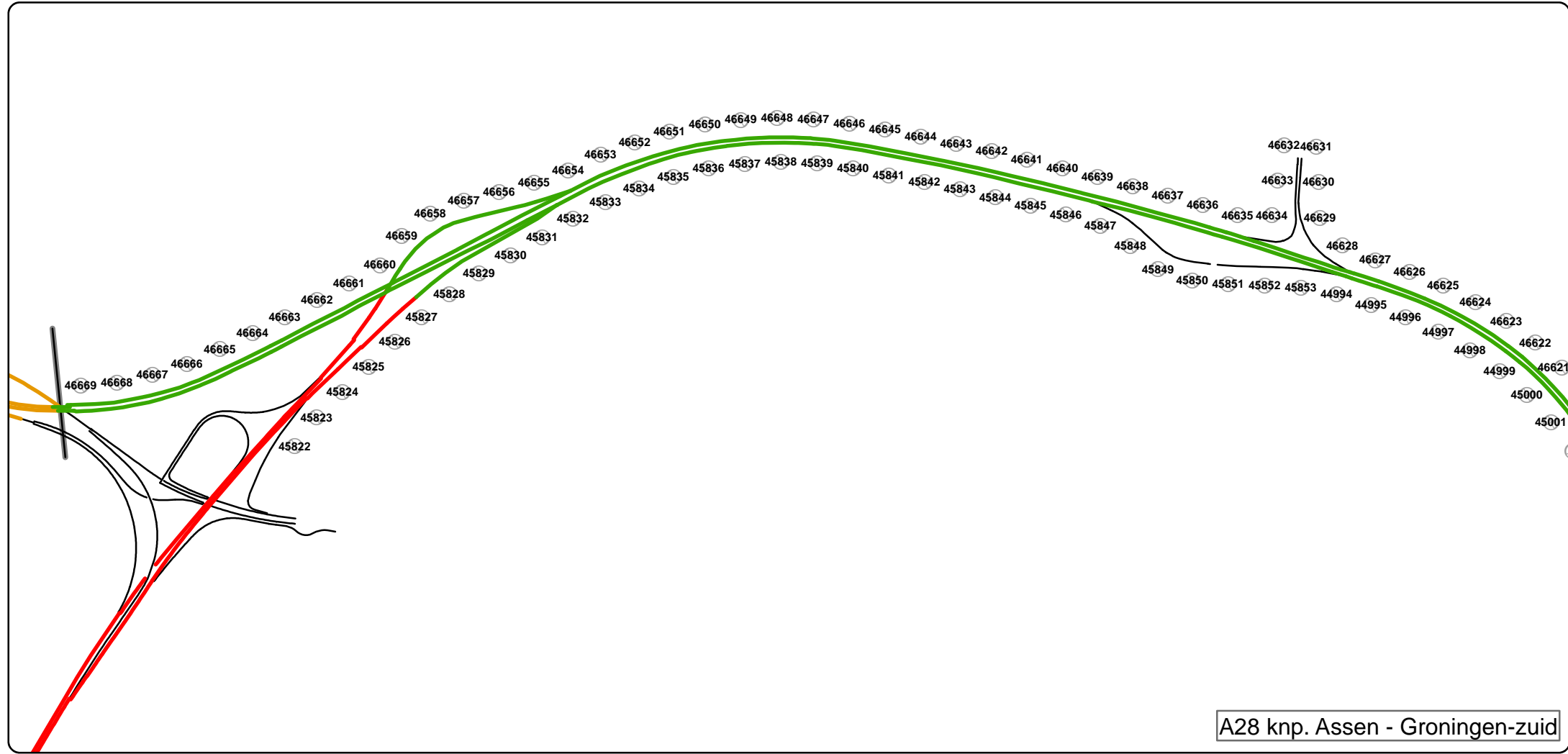
Akoestisch onderzoek snelheidsverhoging naar 130 km/h in 2016

Overzicht resultaten

referentiepunt			Geluidproductie- plafond in dB	Geluidproductie in 2016	
ID	X	Y		Waarde	verschil tov GPP
46882	226655.60	534537.71	65.1	64.0	-1.1
46883	226620.02	534444.24	65.0	63.9	-1.1
46884	226585.78	534350.27	65.6	64.5	-1.1
46885	226556.35	534254.72	66.0	64.9	-1.1
46886	226529.93	534158.26	66.2	65.1	-1.1
46887	226506.59	534061.01	66.3	65.2	-1.1
46888	226486.27	533963.08	66.2	65.1	-1.1
46889	226469.24	533864.55	66.3	65.2	-1.1
46890	226457.20	533765.28	66.9	65.8	-1.1
46891	226447.58	533665.74	67.3	66.2	-1.1
46892	226441.30	533565.93	67.5	66.4	-1.1
46893	226437.21	533466.01	67.4	66.3	-1.1
46894	226437.72	533366.02	67.1	66.0	-1.1
46895	226440.15	533266.03	66.7	65.7	-1.0
46896	226442.57	533166.05	66.5	65.4	-1.1
46897	226445.00	533066.06	67.0	65.9	-1.1
46898	226447.42	532966.08	67.6	66.5	-1.1
46899	226449.90	532866.10	67.9	66.9	-1.0
46900	226444.67	532766.34	67.2	66.4	-0.8
46901	226433.45	532667.14	66.7	65.9	-0.8
46902	226410.80	532569.72	65.1	64.3	-0.8
46903	226401.72	532470.70	64.3	63.5	-0.8

Bijlage 12

Titel	Traject A28 knp. Assen - Groningen-zuid
Omvang	43 pagina's
Bron	Silence / GIS
Toelichting	Uitgangspunten en resultaten van de toetsing op referentiepunten



Legenda

Snelheidsbeeld na snelheidsverhoging

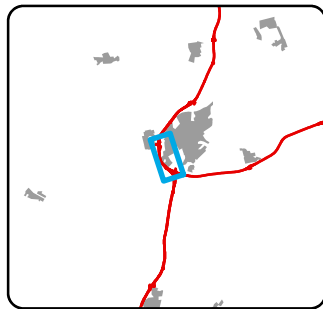
- <100 km/h
- 100 km/h
- 120 km/h
- 130 km/h

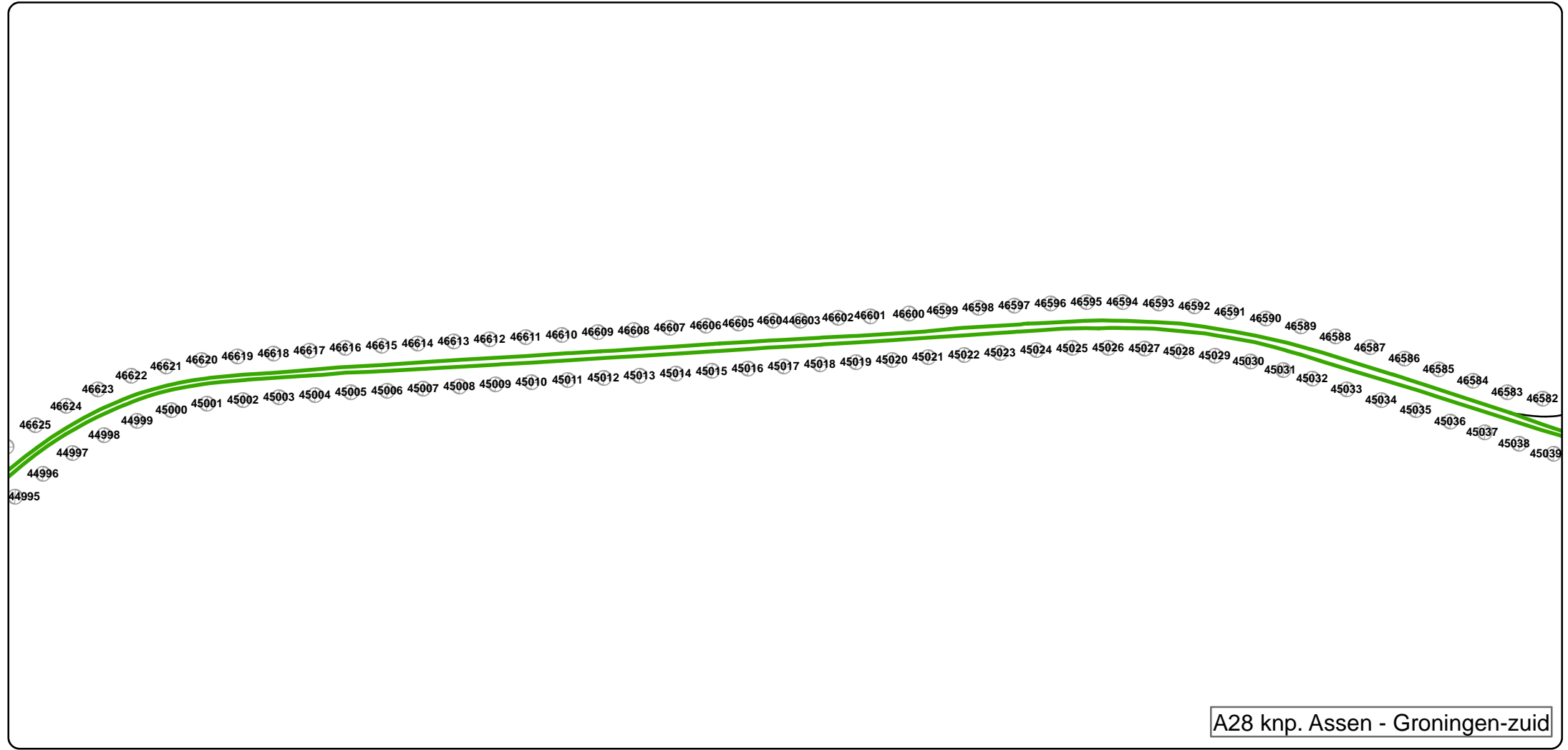
— Onderzoeksgrens

⊗ Referentiepunt

1:15 000

Kilometers





Legenda

Snelheidsbeeld na snelheidsverhoging

— Onderzoeksgrens

⊗ Referentiepunt

<100 km/h

100 km/h

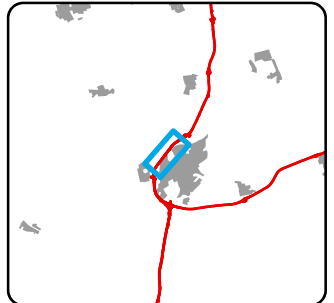
120 km/h


130 km/h

1:15 000

Kilometers

dGm^R





A28 knp. Assen - Groningen-zuid

Legenda

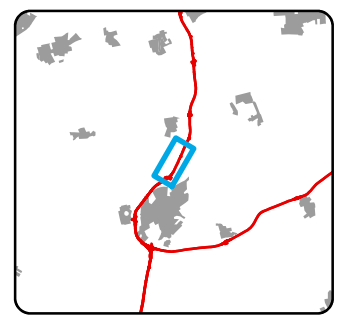
Snelheidsbeeld na snelheidsverhoging

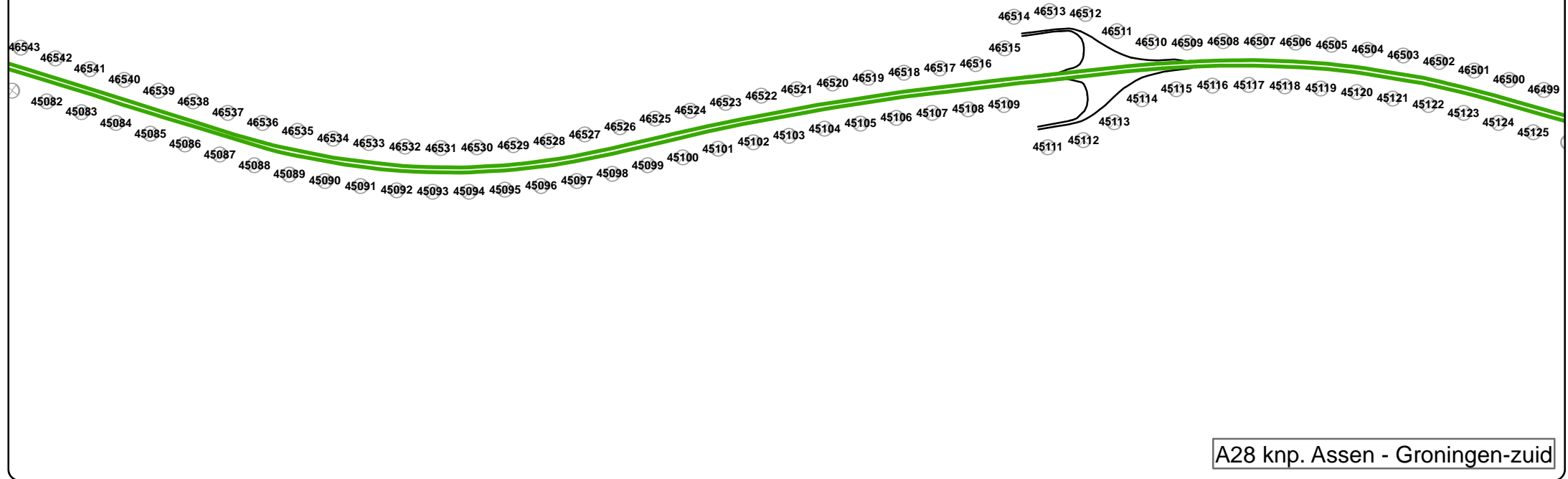
- Onderzoeksgrens
- ⊗ Referentiepunt

<100 km/h
 100 km/h
 120 km/h
 130 km/h

1:15 000

Kilometers





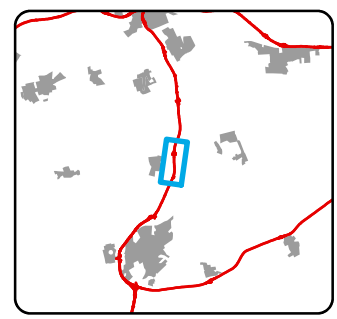
Legenda


Snelheidsbeeld na snelheidsverhoging

- Onderzoeksgrens
- ⊗ Referentiepunt

<100 km/h
 100 km/h
 120 km/h
 130 km/h

1:15 000
 0 0.125 0.25 0.5 0.75 1
 Kilometers





Legenda

Snelheidsbeeld na snelheidsverhoging

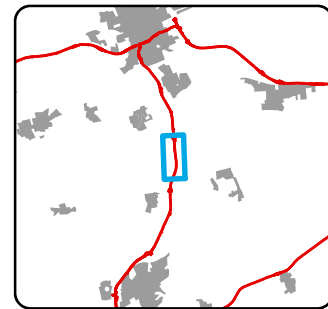
- Onderzoeksgrens
- ⊗ Referentiepunt


<100 km/h
 100 km/h
 120 km/h
 130 km/h

0 0.125 0.25 0.5 0.75 1
 Kilometers

1:15 000

dGm^R





A28 knp. Assen - Groningen-zuid

Legenda

Snelheidsbeeld na snelheidsverhoging

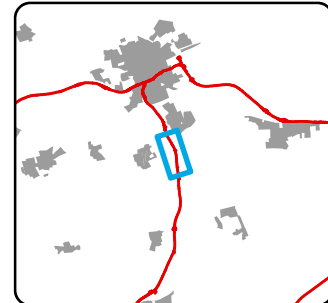
— Onderzoeksgrens


⊗ Referentiepunt

<100 km/h
 100 km/h
 120 km/h
 130 km/h

1:15 000

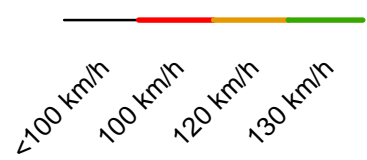
Kilometers



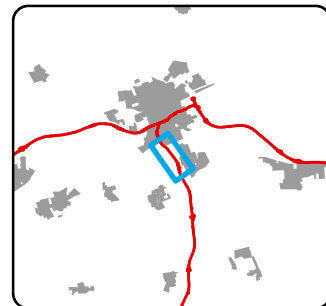



Legenda

Snelheidsbeeld na snelheidsverhoging



- Onderzoeksgrens
- ⊗ Referentiepunt



Akoestisch onderzoek snelheidsverhoging naar 130 km/h in 2016


Uurintensiteiten

ID	peiljaar 2016								
	Dag			Avond			Nacht		
	Lichte mvt.	middelzware	zware mvt.	Lichte mvt.	middelzware mvt.	zware mvt.	Lichte mvt.	middelzware mvt.	zware mvt.
641	100.0	2.0	2.0	45.0	-	1.0	14.0	-	1.0
642	1 082.0	56.0	40.0	516.0	15.0	13.0	145.0	12.0	15.0
643	1 116.0	59.0	47.0	558.0	17.0	15.0	154.0	14.0	18.0
644	1 122.0	62.0	44.0	457.0	16.0	15.0	147.0	9.0	11.0
645	1 162.0	62.0	41.0	487.0	16.0	14.0	146.0	8.0	11.0
646	119.0	3.8	2.6	49.3	0.6	0.6	19.8	0.6	0.6
647	129.5	7.7	4.9	74.2	2.1	1.4	17.5	2.1	1.4
648	155.0	9.0	5.0	70.0	3.0	3.0	20.0	2.0	2.0
649	169.0	7.0	7.0	74.0	2.0	2.0	24.0	1.0	2.0
650	180.9	5.1	3.8	74.6	1.3	0.6	30.4	1.3	0.6
651	182.7	3.3	4.4	93.6	1.2	2.3	38.8	0.5	1.3
652	208.0	12.0	7.0	92.0	3.0	3.0	27.0	2.0	2.0
653	226.0	10.0	9.0	99.0	2.0	3.0	30.0	2.0	2.0
654	255.0	11.0	8.0	115.0	3.0	3.0	34.0	2.0	2.0
655	270.7	7.8	7.2	136.8	3.4	3.4	40.6	1.0	1.1
656	291.0	10.0	9.0	131.0	2.0	3.0	42.0	1.0	2.0
657	295.0	14.0	10.0	115.0	3.0	3.0	40.0	3.0	4.0
658	333.0	10.0	9.0	145.0	2.0	3.0	52.0	2.0	2.0
659	402.6	15.0	16.2	209.9	6.4	6.7	66.0	2.6	4.1
660	476.0	34.0	33.0	226.0	10.0	11.0	67.0	7.0	10.0
661	494.2	10.8	13.1	247.5	4.3	7.0	78.2	2.4	4.4
662	515.0	36.0	39.0	221.0	9.0	12.0	75.0	7.0	11.0
663	753.0	46.0	34.0	379.0	13.0	11.0	96.0	11.0	13.0
664	76.7	1.6	2.3	27.4	0.8	0.8	7.0	-	-
665	82.1	2.3	1.6	46.9	0.8	0.8	11.0	0.8	-
666	847.0	53.0	37.0	342.0	13.0	12.0	107.0	7.0	9.0
667	1 002.0	57.0	38.0	423.0	14.0	12.0	124.0	7.0	9.0
668	92.2	7.6	12.7	43.9	3.3	5.0	18.3	1.0	3.1
669	1 393.0	74.0	46.0	601.0	18.0	15.0	173.0	9.0	11.0
670	1 406.0	67.0	45.0	642.0	18.0	15.0	182.0	14.0	15.0
671	353.6	15.8	10.2	186.9	5.3	4.5	51.1	2.3	2.0
672	387.2	13.0	8.6	207.6	4.5	4.6	57.8	1.8	1.5
673	63.2	1.9	3.5	32.6	0.9	1.6	12.7	0.4	1.3
674	970.0	52.0	37.0	470.0	14.0	11.0	130.0	11.0	13.0
675	1 134.0	55.0	36.0	535.0	14.0	12.0	149.0	11.0	12.0
676	115.8	7.1	12.7	57.5	3.2	6.3	23.9	1.6	4.7
677	1 172.0	62.0	37.0	509.0	16.0	13.0	141.0	8.0	10.0
678	1 249.0	62.0	42.0	591.0	16.0	14.0	165.0	12.0	14.0
679	1 292.0	68.0	42.0	571.0	18.0	15.0	157.0	9.0	11.0
680	175.6	4.0	6.4	83.4	1.9	3.5	33.5	0.6	1.7
681	47.5	5.6	3.2	25.7	1.8	1.0	8.5	1.1	0.9
682	64.9	10.5	4.8	35.8	3.3	2.1	12.6	1.7	1.1
683	102.0	2.4	6.6	63.1	0.9	3.6	24.1	0.7	1.8
684	1 517.0	79.0	57.0	711.0	22.0	21.0	203.0	15.0	19.0

Akoestisch onderzoek snelheidsverhoging naar 130 km/h in 2016

Uurintensiteiten

peiljaar 2016									
ID	Dag			Avond			Nacht		
	Lichte mvt.	middelzware	zware mvt.	Lichte mvt.	middelzware mvt.	zware mvt.	Lichte mvt.	middelzware mvt.	zware mvt.
685	1 531.0	92.0	57.0	716.0	24.0	20.0	186.0	14.0	16.0
686	1 688.0	96.0	60.0	793.0	25.0	22.0	210.0	15.0	18.0
687	1 695.0	85.0	61.0	813.0	23.0	22.0	232.0	15.0	20.0
688	1 705.0	93.0	67.0	790.0	25.0	24.0	230.0	18.0	22.0
689	1 733.0	105.0	64.0	792.0	27.0	23.0	214.0	16.0	18.0
690	187.4	10.7	4.7	96.3	4.1	1.4	36.7	2.2	1.7
691	195.0	11.1	3.9	93.8	4.0	1.3	27.6	0.8	0.6
692	441.0	38.0	22.0	221.0	9.0	8.0	56.0	6.0	7.0
693	456.0	31.0	25.0	199.0	9.0	10.0	64.0	6.0	8.0
694	73.4	1.8	4.5	39.8	0.6	2.3	12.0	0.3	0.8
695	1 528.0	76.0	51.0	743.0	19.0	17.0	207.0	13.0	16.0
696	1 535.0	88.0	55.0	734.0	22.0	19.0	196.0	12.0	16.0
697	1 567.0	73.0	49.0	774.0	18.0	17.0	209.0	12.0	16.0
698	1 620.0	69.0	44.0	827.0	17.0	15.0	224.0	10.0	13.0
699	1 837.0	91.0	58.0	902.0	22.0	19.0	244.0	13.0	16.0
700	1 857.0	78.0	52.0	901.0	20.0	18.0	248.0	13.0	17.0
701	331.7	3.2	3.6	183.1	1.2	1.8	58.2	0.3	0.6
702	344.9	7.2	7.7	193.2	2.8	4.8	64.5	1.3	1.7
703	524.4	2.0	2.0	260.9	0.7	0.7	93.4	0.3	0.4
704	64.8	0.6	0.9	32.6	0.3	0.4	10.7	0.1	0.3
705	882.2	3.1	4.2	441.9	1.4	1.8	168.0	1.3	1.5
706	99.8	2.4	3.9	53.4	1.3	1.6	18.0	1.0	1.5
633	222.0	23.0	25.0	111.0	7.0	8.0	32.0	5.0	8.0
634	224.0	27.0	30.0	90.0	7.0	9.0	33.0	5.0	9.0
635	233.0	8.0	7.0	100.0	2.0	2.0	38.0	1.0	2.0
636	241.0	12.0	9.0	94.0	3.0	3.0	33.0	3.0	4.0
637	458.0	35.0	37.0	191.0	9.0	11.0	71.0	7.0	11.0
638	463.0	35.0	34.0	204.0	10.0	10.0	65.0	8.0	11.0
639	890.0	49.0	39.0	458.0	15.0	12.0	124.0	12.0	16.0
640	914.0	51.0	37.0	365.0	12.0	11.0	120.0	7.0	9.0
48	-	-	-	-	-	-	-	-	-



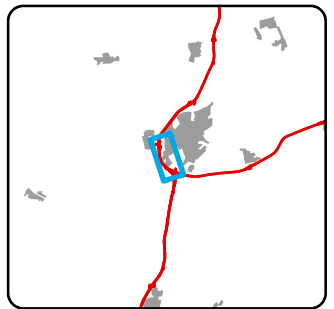
A28 knp. Assen - Groningen-zuid


Legenda

— Onderzoeksgrens

1:15 000

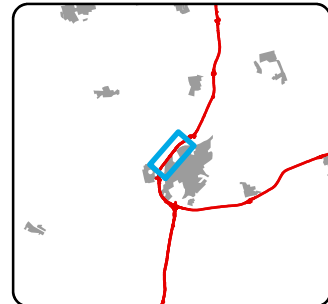

Kilometers

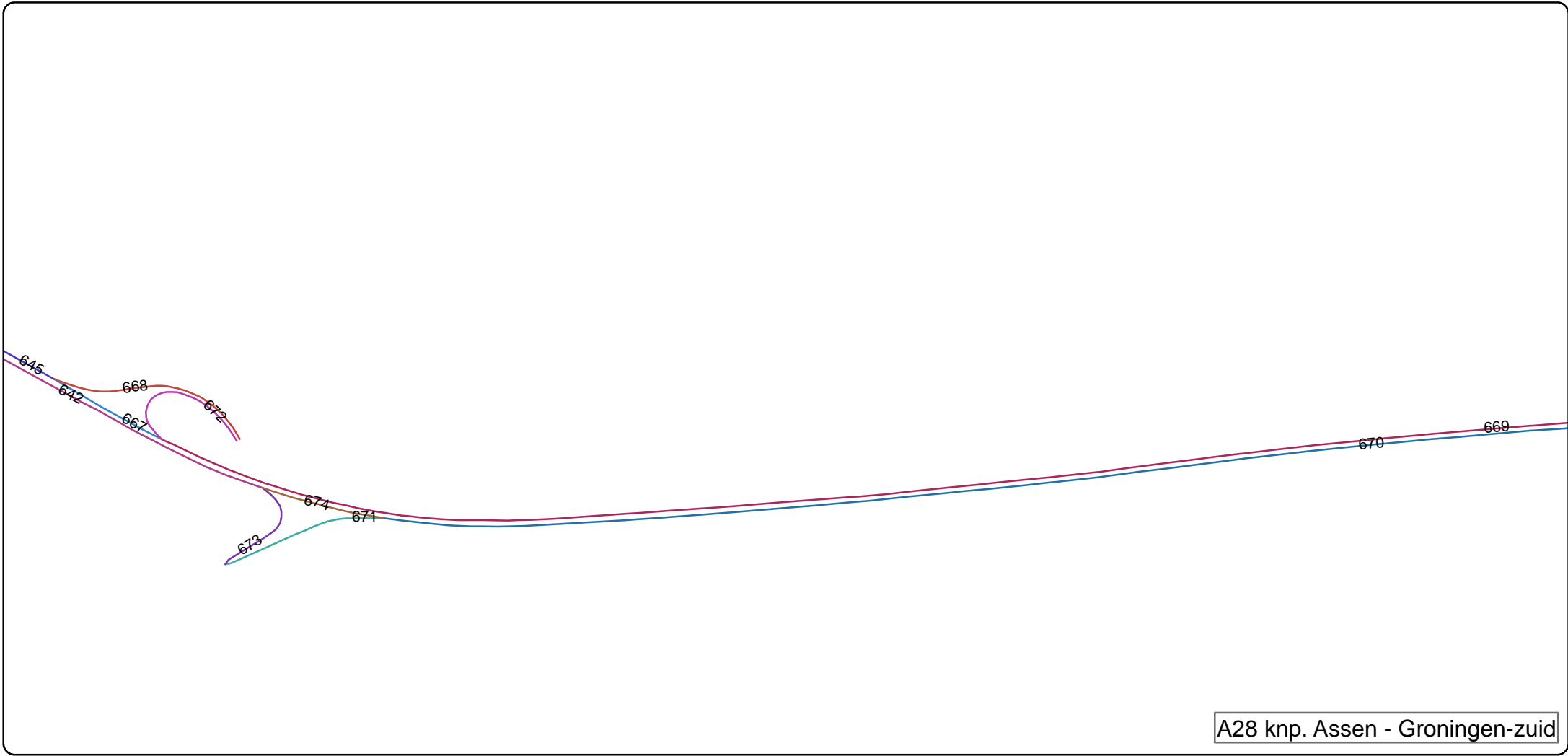




Legenda

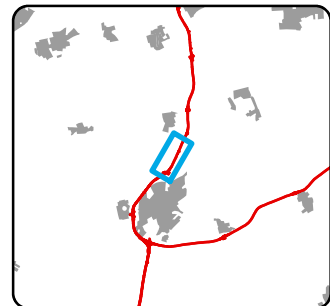

— Onderzoeksgrens






Legenda

— Onderzoeksgrens



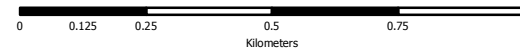


Legenda

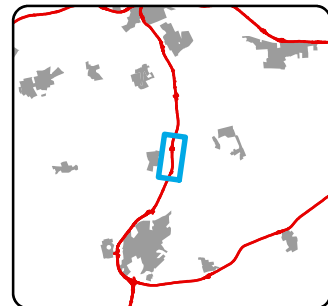
— Onderzoeksgrens




1:15 000



dGm^R





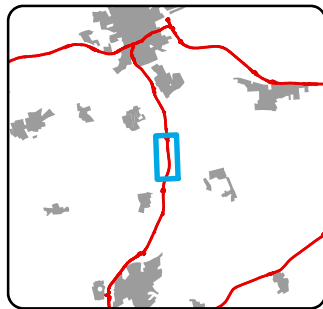
Legenda


— Onderzoeksgrens

1:15 000

Kilometers

The legend block contains a north arrow pointing upwards with the letter 'N' next to it. To the right of the north arrow is the logo for dGm, which consists of a blue square with a white crown and the letters 'dGm' in green and blue. Below the north arrow and logo is a scale bar with markings at 0, 0.125, 0.25, 0.5, 0.75, and 1. The unit 'Kilometers' is written below the scale bar.



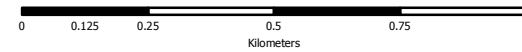


Legenda

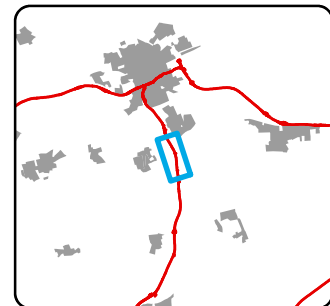
— Onderzoeksgrens




1:15 000



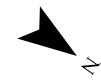
dGm^R



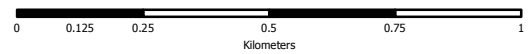


Legenda

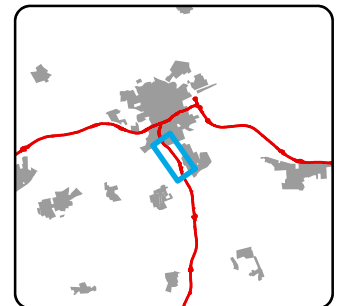
— Onderzoeksgrens



1:15 000



dGm^R

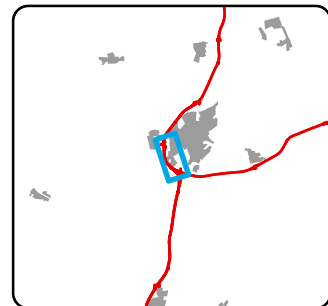





**Legenda
Verschil met GPP**

- tot en met 0.6 dB onder GPP
- 0.5 dB onder GPP tot en met 0.3 dB onder GGP
- 0.2 dB onder GPP tot en met GPP
- Overschrijding van GPP

- Onderzoeksgrens
- Rijkswegen

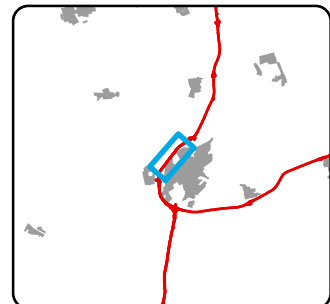
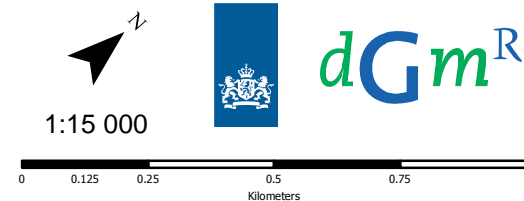


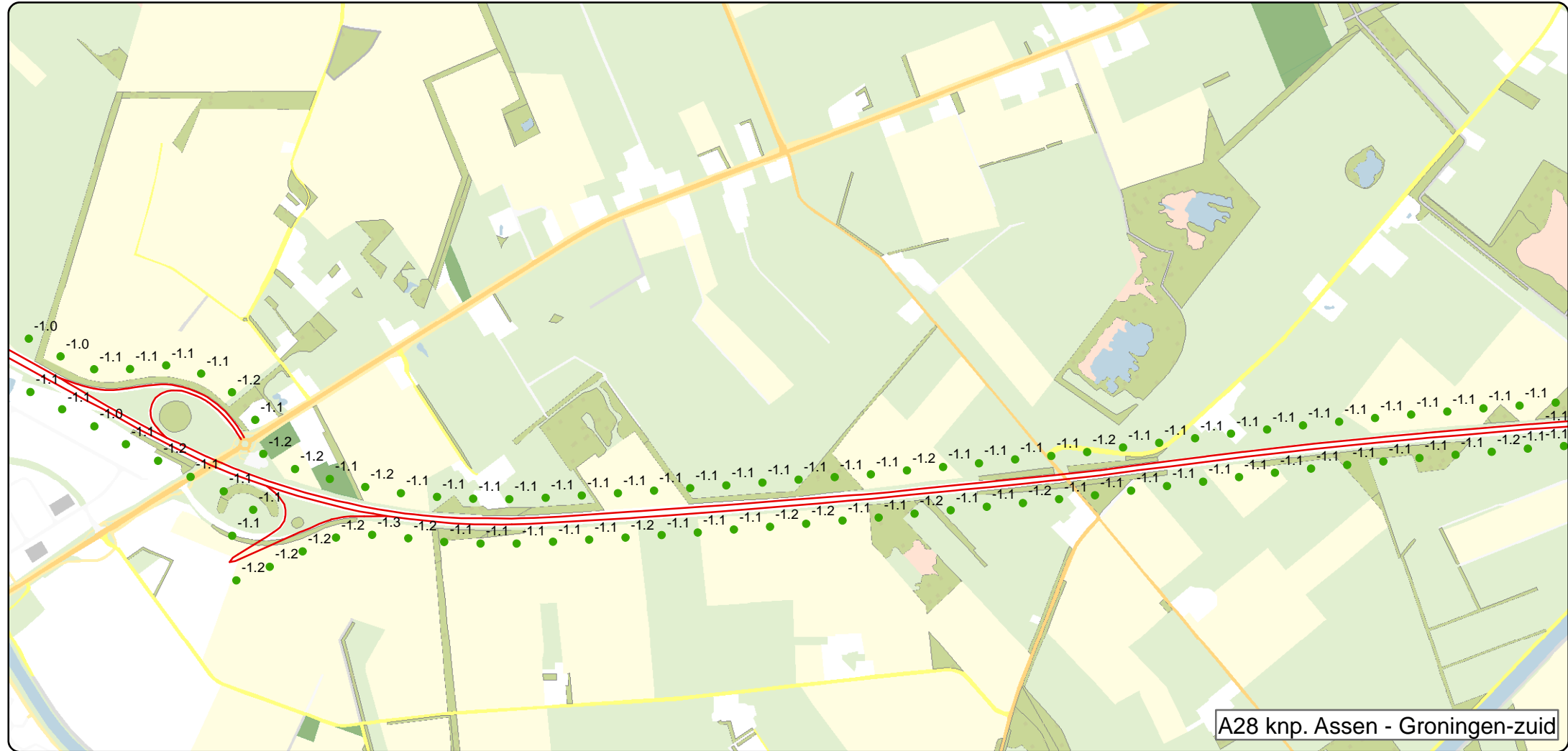


Legenda
Verskil met GPP

- tot en met 0.6 dB onder GPP
- 0.5 dB onder GPP tot en met 0.3 dB onder GGP
- 0.2 dB onder GPP tot en met GPP
- Overschrijding van GPP

- Onderzoeksgrens
- Rijkswegen



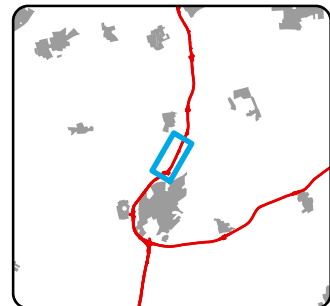



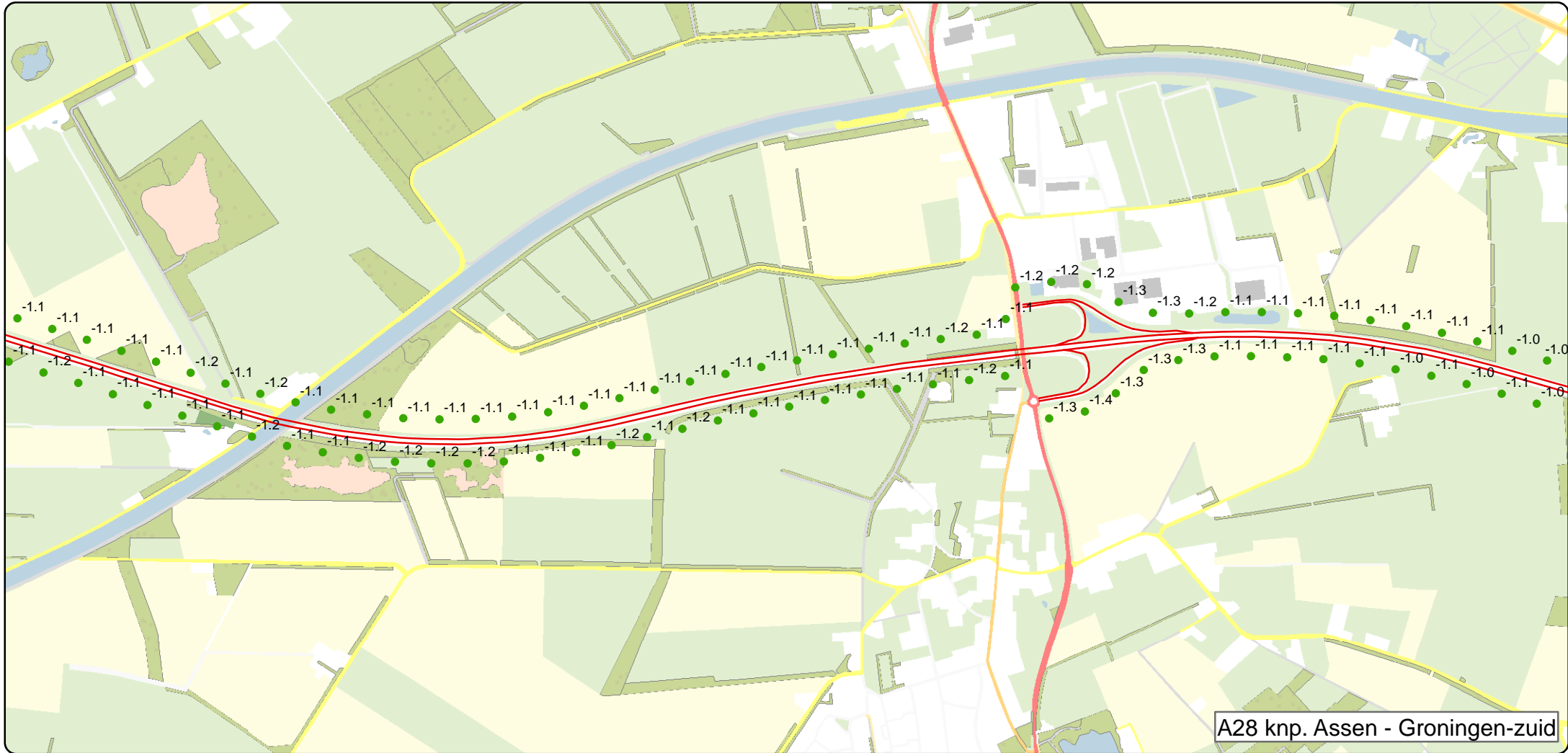
A28 knp. Assen - Groningen-zuid

**Legenda
Verschil met GPP**

- tot en met 0.6 dB onder GPP
- 0.5 dB onder GPP tot en met 0.3 dB onder GPP
- 0.2 dB onder GPP tot en met GPP
- Overschrijding van GPP

- Onderzoeksgrens
- Rijkswegen

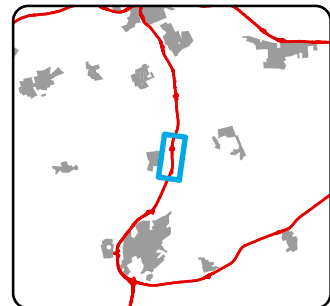




**Legenda
Verschil met GPP**

- tot en met 0.6 dB onder GPP
- 0.5 dB onder GPP tot en met 0.3 dB onder GGP
- 0.2 dB onder GPP tot en met GPP
- Overschrijding van GPP

- Onderzoeksgrens
- Rijkswegen



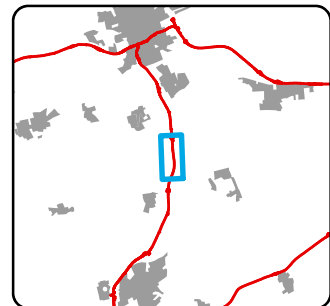



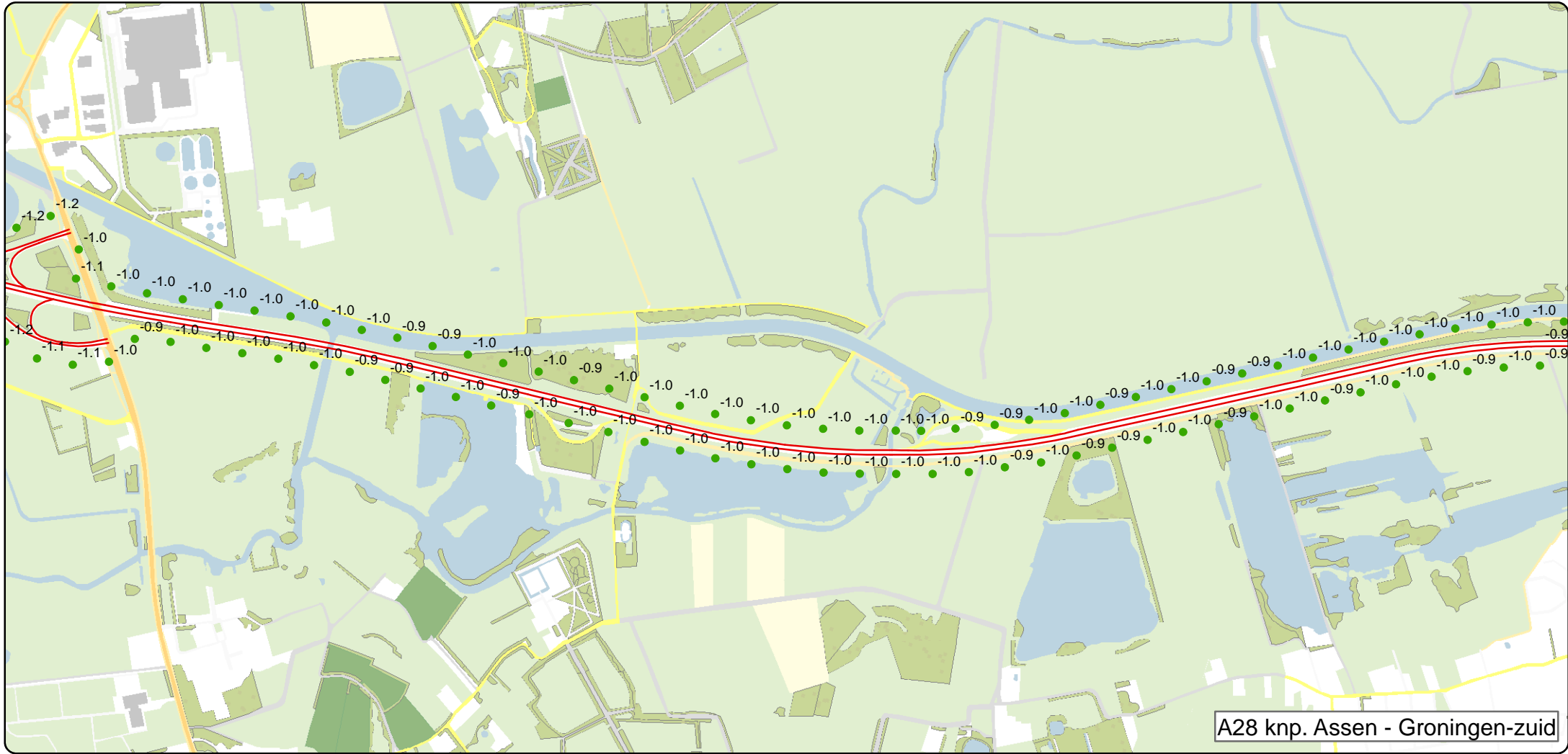
A28 knp. Assen - Groningen-zuid

**Legenda
Verschil met GPP**

- tot en met 0.6 dB onder GPP
- 0.5 dB onder GPP tot en met 0.3 dB onder GGP
- 0.2 dB onder GPP tot en met GPP
- Overschrijding van GPP

- Onderzoeksgrens
- Rijkswegen



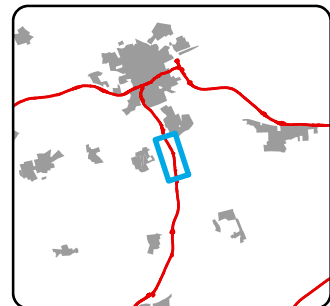



A28 knp. Assen - Groningen-zuid

**Legenda
Verschil met GPP**

- tot en met 0.6 dB onder GPP
- 0.5 dB onder GPP tot en met 0.3 dB onder GGP
- 0.2 dB onder GPP tot en met GPP
- Overschrijding van GPP

- Onderzoeksgrens
- Rijkswegen

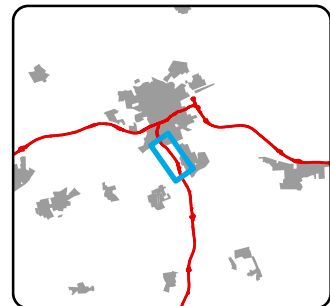



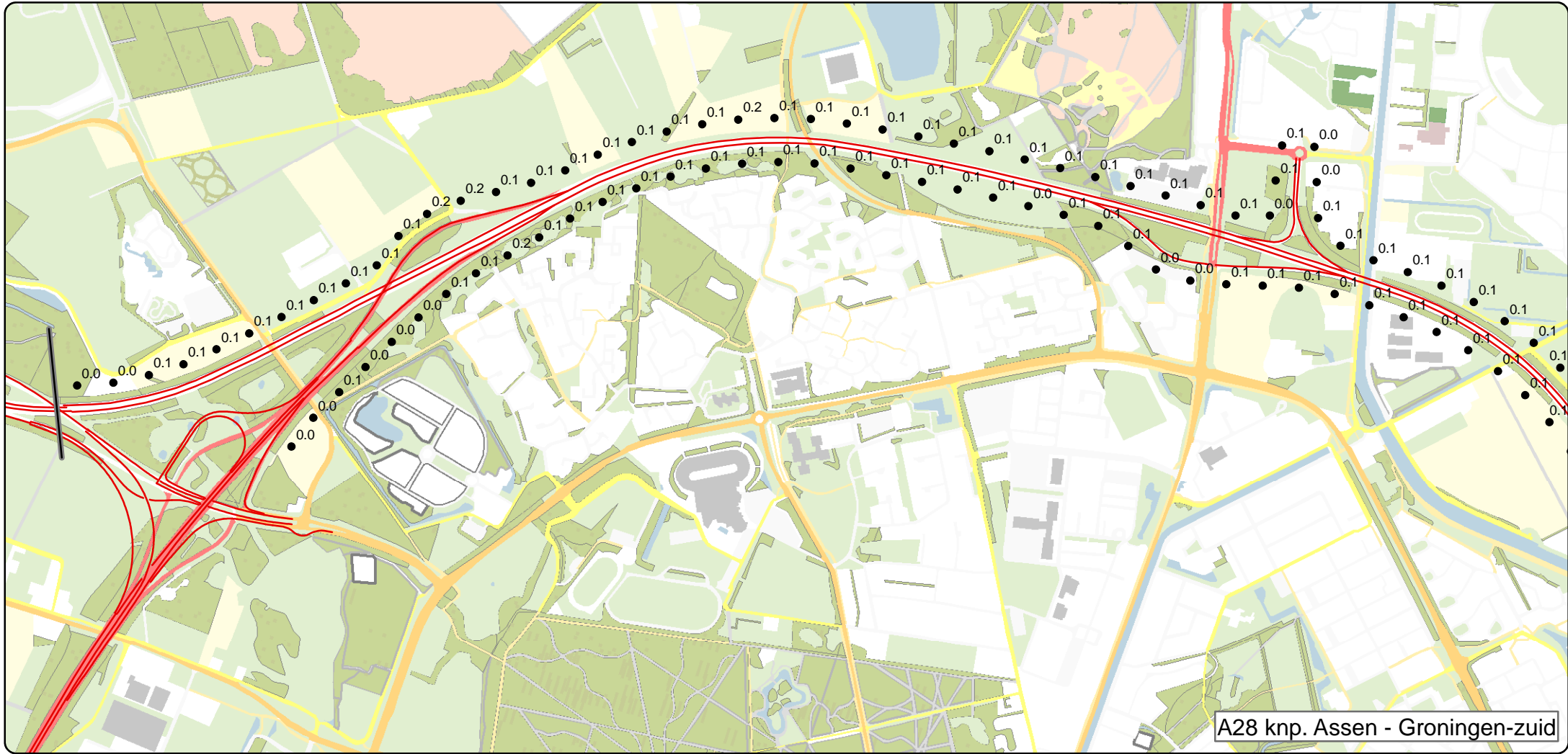


**Legenda
Verschil met GPP**

- tot en met 0.6 dB onder GPP
- 0.5 dB onder GPP tot en met 0.3 dB onder GGP
- 0.2 dB onder GPP tot en met GPP
- Overschrijding van GPP

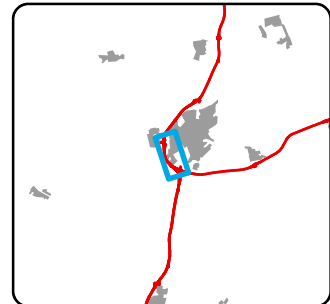

- Onderzoeksgrens
- Rijkswegen

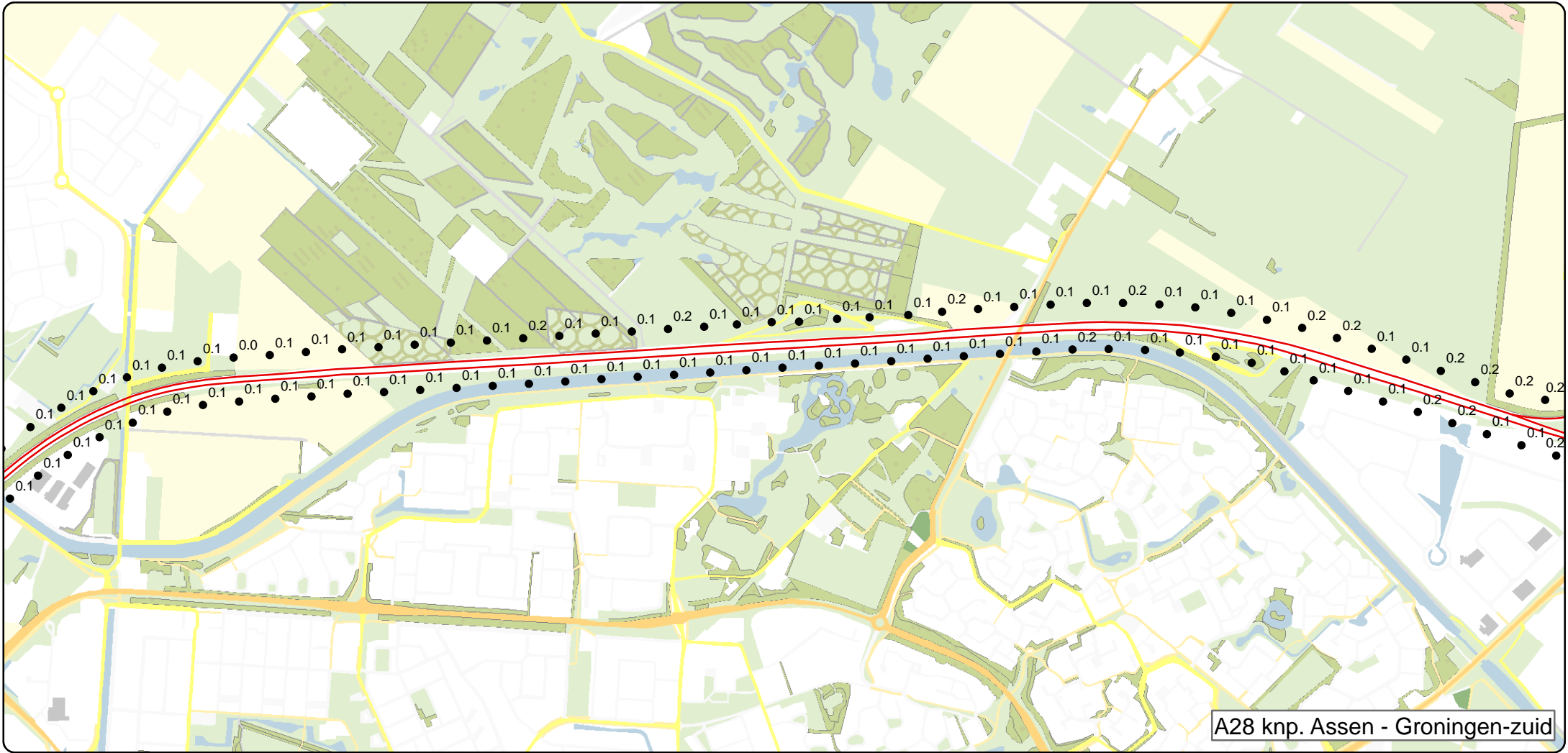




Legenda

- Toename geluidproductie door snelheidsverhoging
- Onderzoeksgrens
- Rijkswegen

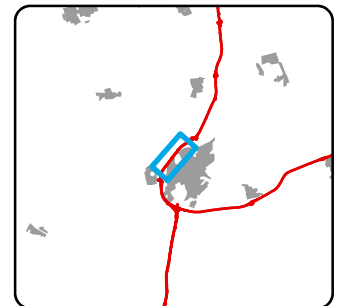



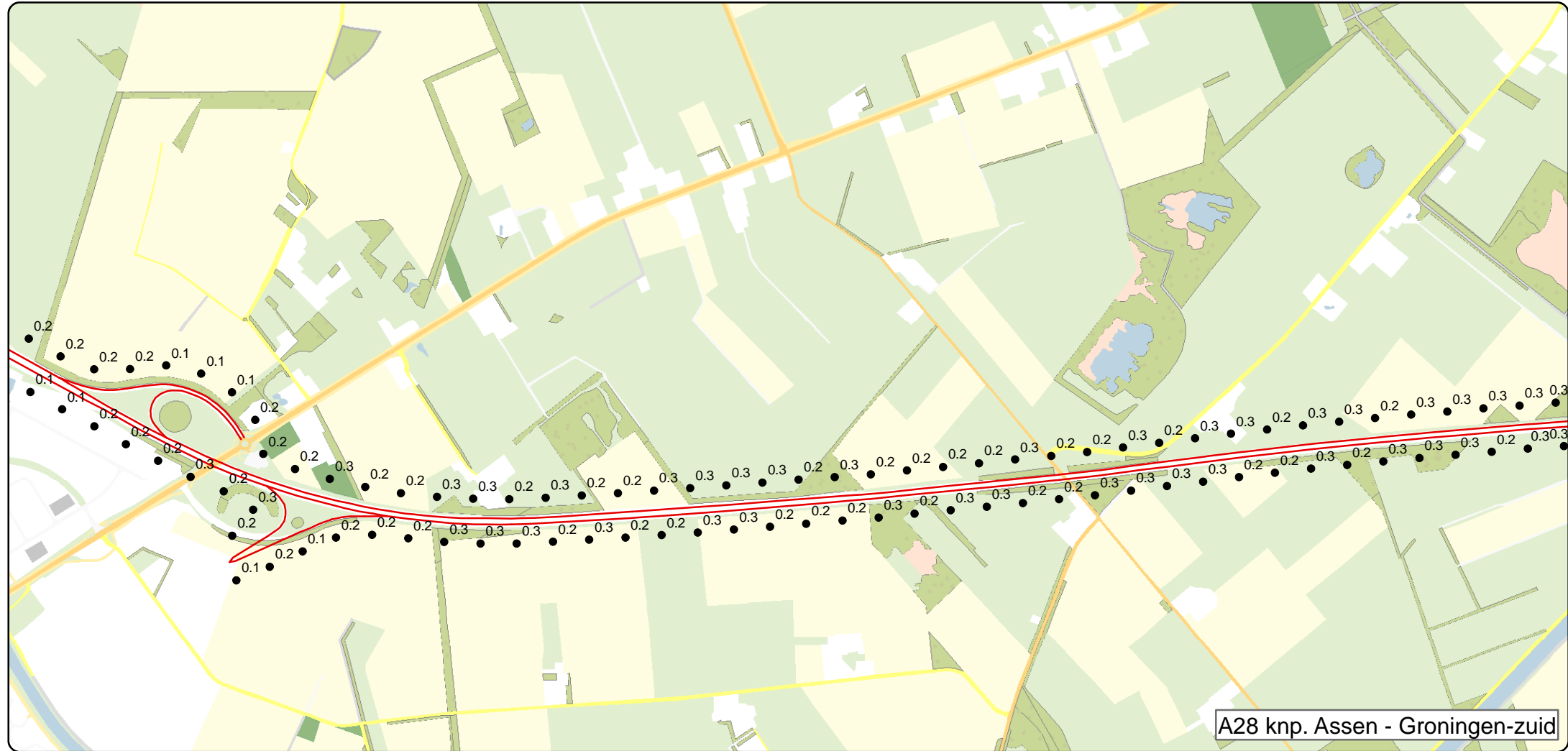


A28 knp. Assen - Groningen-zuid

Legenda

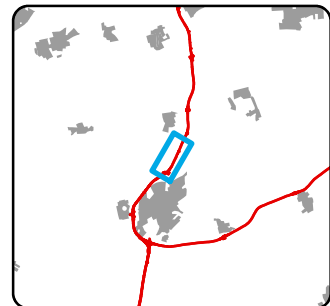

- Toename geluidproductie door snelheidsverhoging
- Onderzoeksgrens
- Rijkswegen

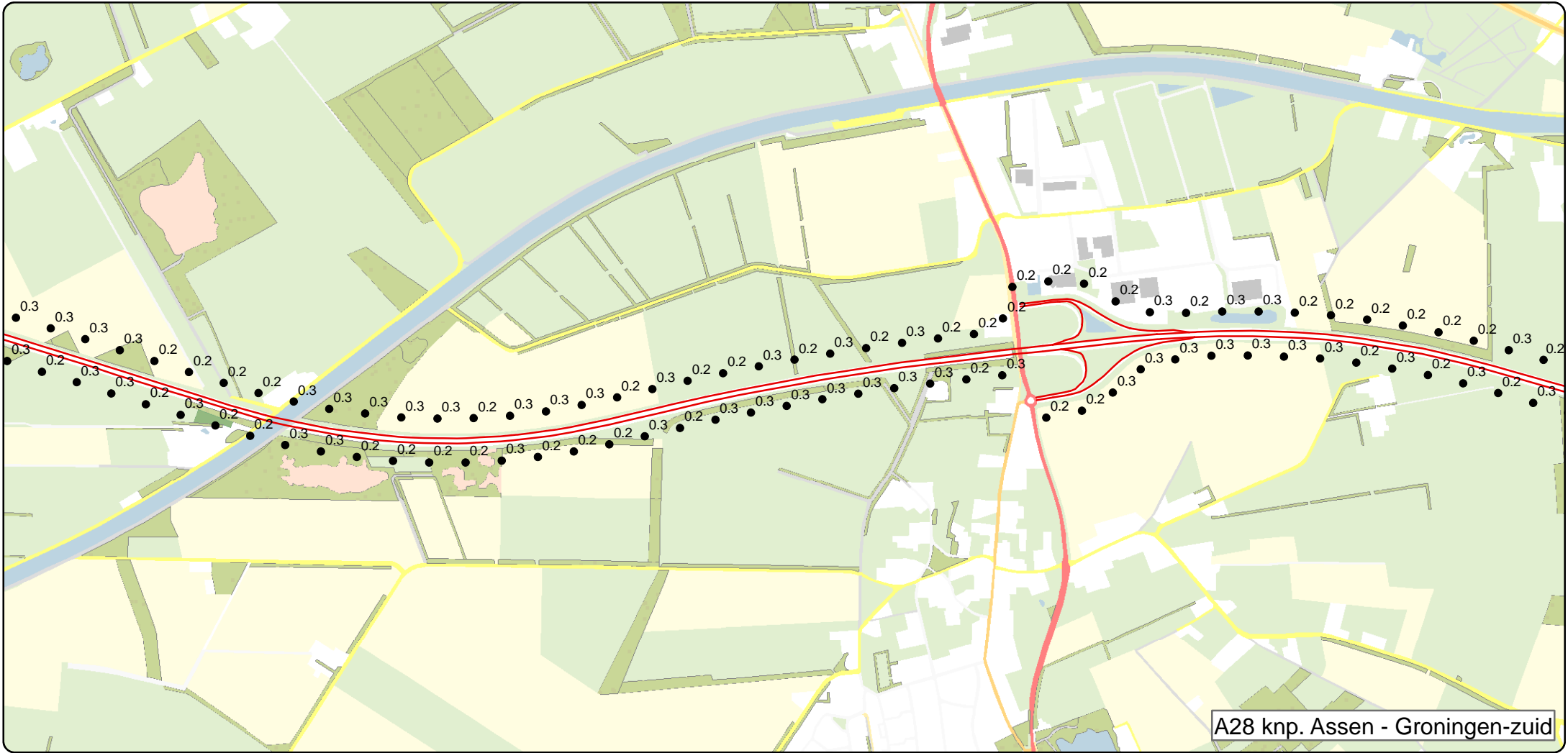




Legenda

- Toename geluidproductie door snelheidsverhoging
- Onderzoeksgrens
- Rijkswegen





Legenda

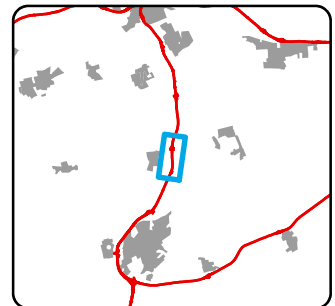
- Toename geluidproductie door snelheidsverhoging
- Onderzoeksgrens
- Rijkswegen

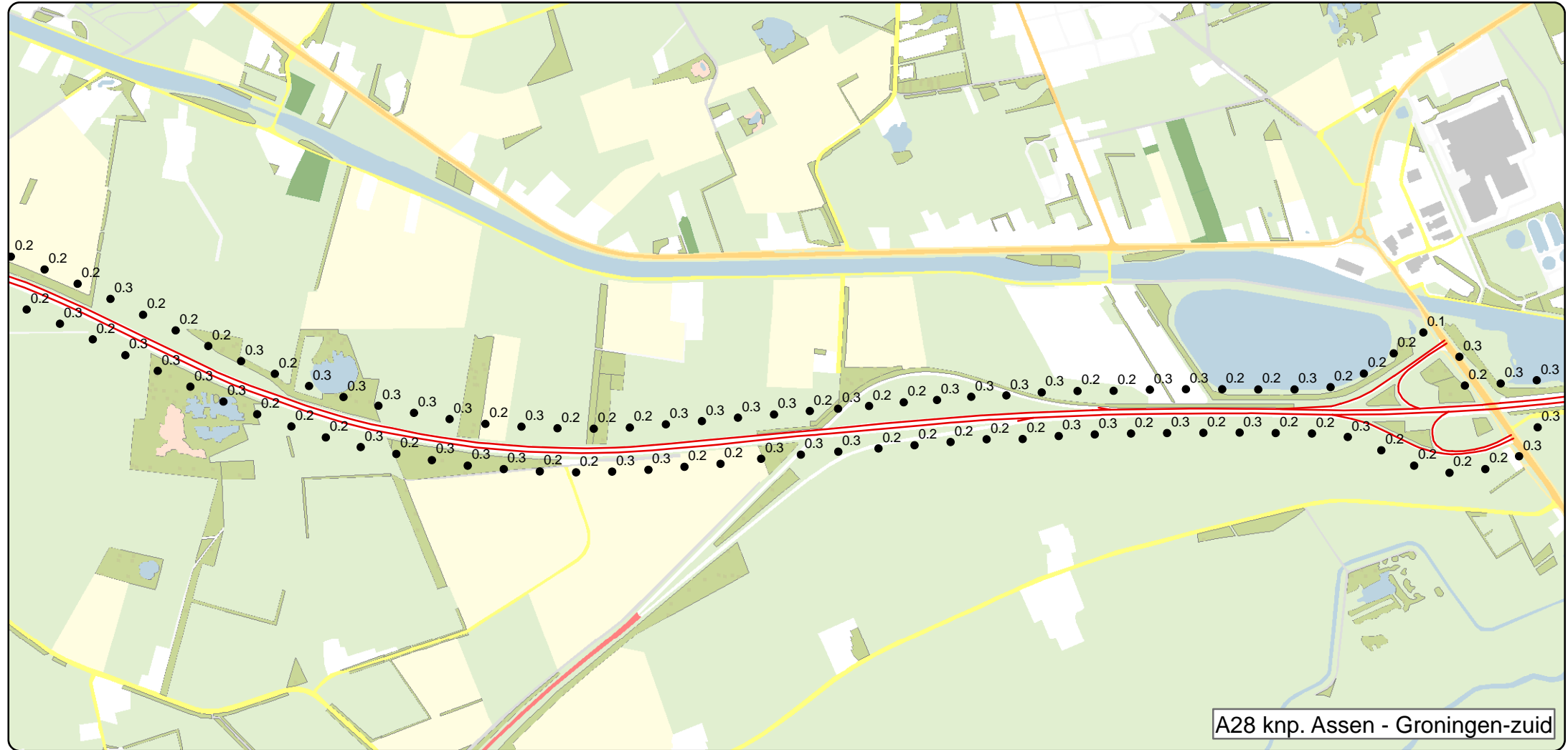


1:15 000



dGm^R

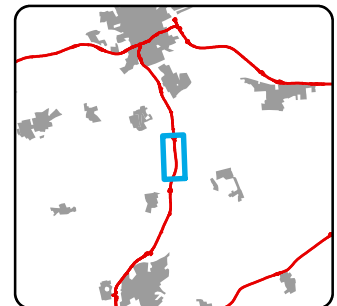
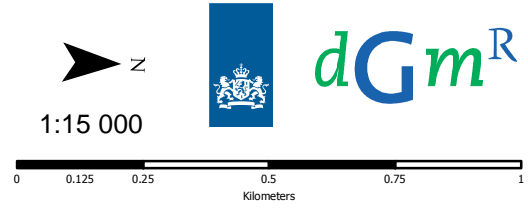


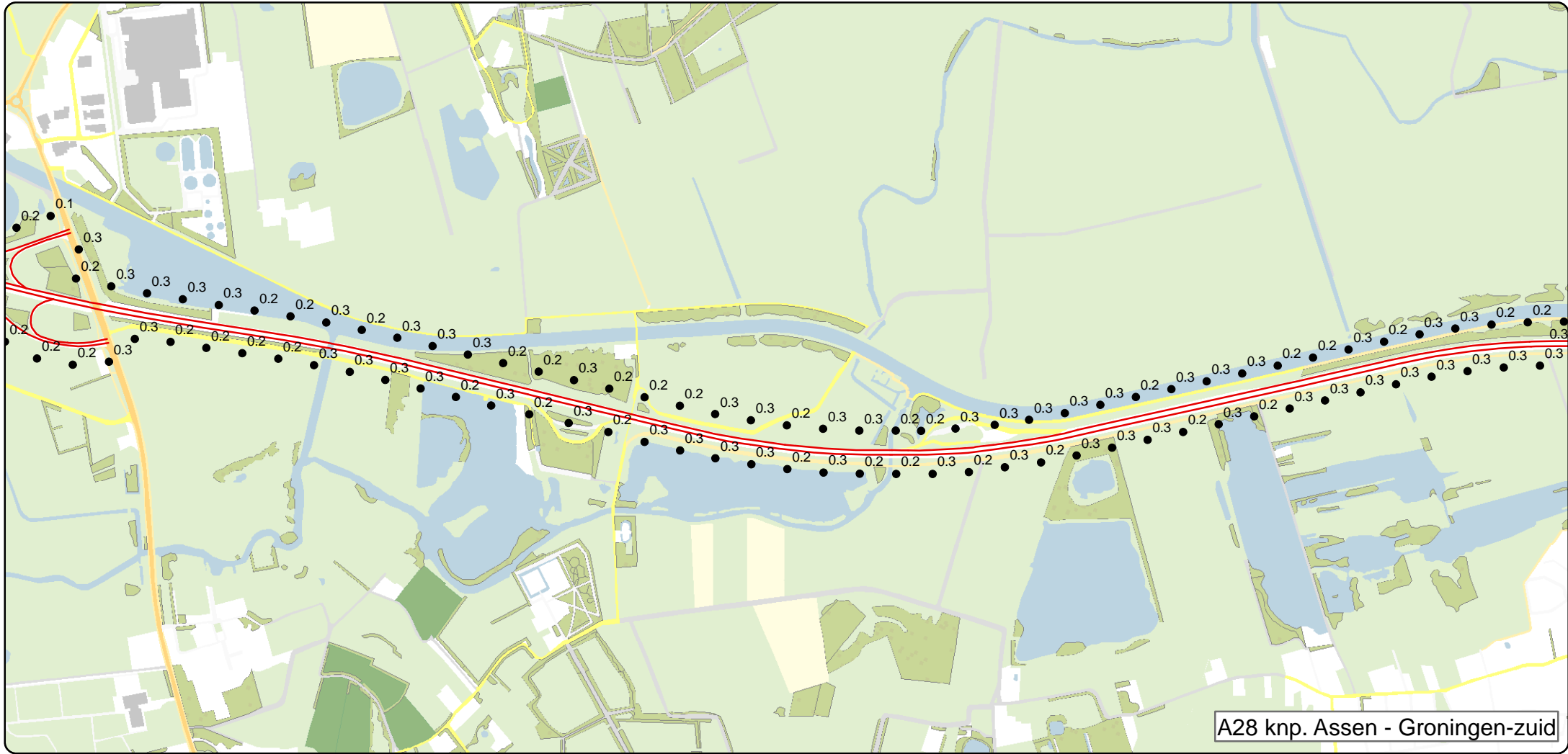


A28 knp. Assen - Groningen-zuid

Legenda

- Toename geluidproductie door snelheidsverhoging
- Onderzoeksgrens
- Rijkswegen

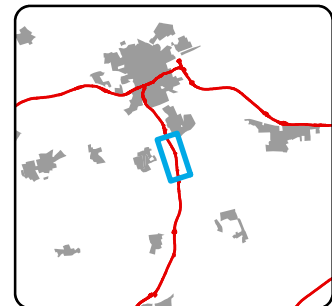
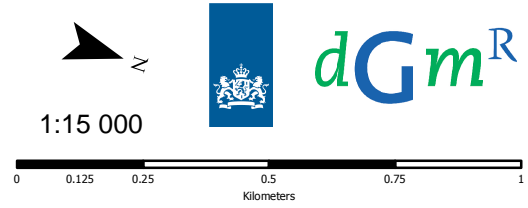


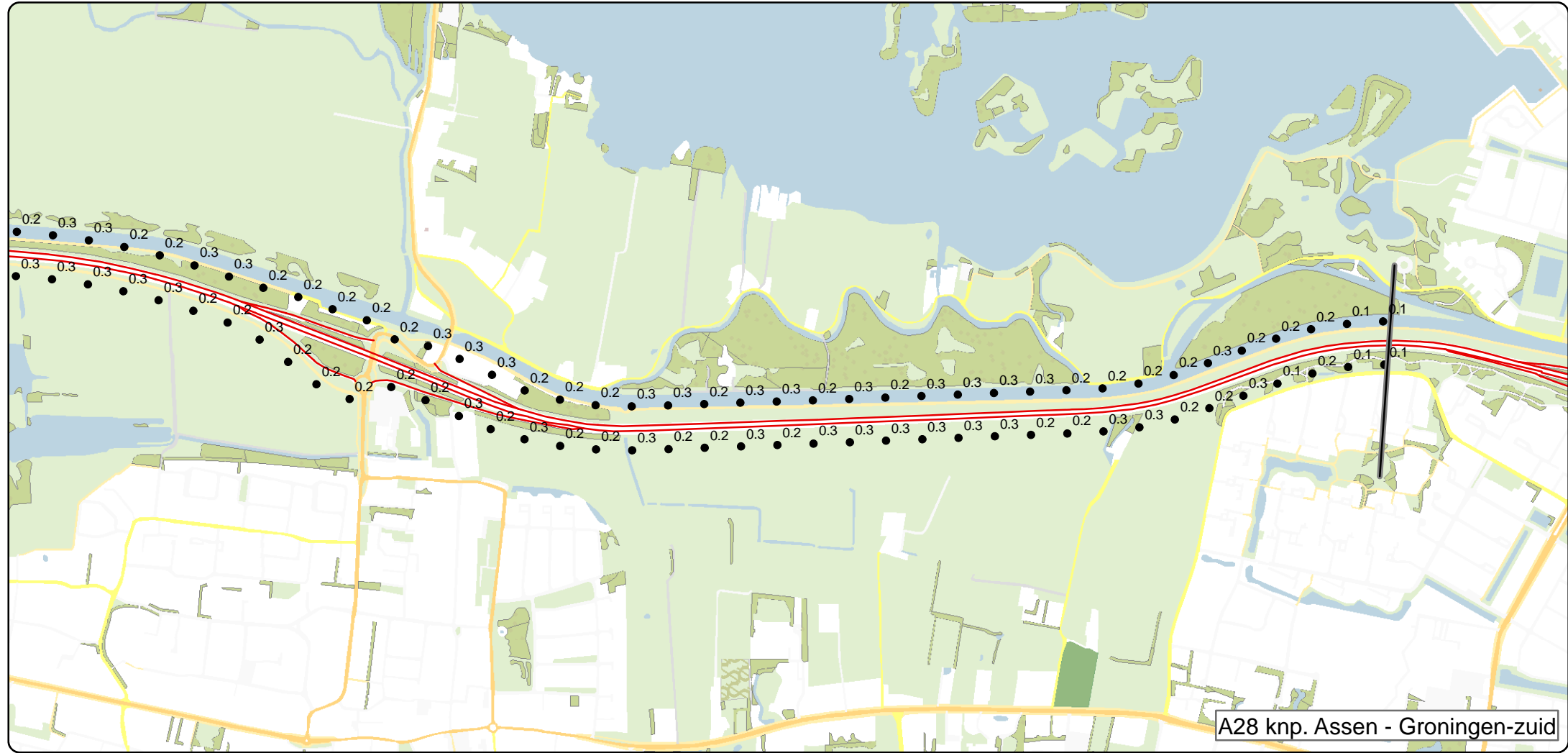


A28 knp. Assen - Groningen-zuid

Legenda

- Toename geluidproductie door snelheidsverhoging
- Onderzoeksgrens
- Rijkswegen

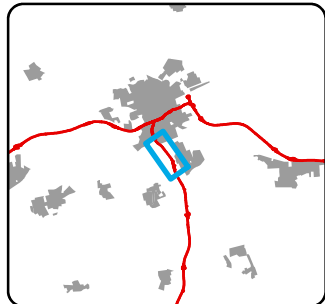





A28 knp. Assen - Groningen-zuid

Legenda

- Toename geluidproductie door snelheidsverhoging
- Onderzoeksgrens
- Rijkswegen



Akoestisch onderzoek snelheidsverhoging naar 130 km/h in 2016

Overzicht resultaten

referentiepunt			Geluidproductie- plafond in dB	Geluidproductie in 2016	
ID	X	Y		Waarde	verschil tov GPP
44994	231496.47	557247.05	66.7	65.8	-0.9
44995	231496.50	557347.15	67.2	66.1	-1.1
44996	231498.78	557447.22	67.4	66.3	-1.1
44997	231509.47	557546.69	67.3	66.2	-1.1
44998	231530.27	557644.56	67.1	66.0	-1.1
44999	231559.95	557740.12	67.6	66.5	-1.1
45000	231599.34	557832.05	67.0	65.9	-1.1
45001	231649.95	557918.37	67.0	66.0	-1.0
45002	231708.09	557999.85	67.0	65.9	-1.1
45003	231767.94	558080.08	66.7	65.6	-1.1
45004	231828.79	558159.58	66.3	65.2	-1.1
45005	231888.36	558240.00	66.0	64.9	-1.1
45006	231950.72	558318.31	65.4	64.4	-1.0
45007	232012.01	558397.45	65.0	64.0	-1.0
45008	232073.22	558476.66	65.1	64.0	-1.1
45009	232134.47	558555.83	65.0	64.0	-1.0
45010	232195.62	558635.09	65.1	64.0	-1.1
45011	232256.65	558714.44	65.0	64.0	-1.0
45012	232317.36	558794.03	65.0	64.0	-1.0
45013	232378.23	558873.49	65.0	64.0	-1.0
45014	232439.17	558952.92	65.1	64.0	-1.1
45015	232500.10	559032.34	65.0	63.9	-1.1
45016	232560.52	559112.15	64.8	63.7	-1.1
45017	232621.20	559191.76	64.6	63.6	-1.0
45018	232682.44	559270.95	64.5	63.4	-1.1
45019	232743.42	559350.33	64.3	63.3	-1.0
45020	232804.11	559429.94	64.3	63.2	-1.1
45021	232864.54	559509.74	64.5	63.4	-1.1
45022	232924.96	559589.55	64.5	63.4	-1.1
45023	232985.38	559669.36	64.4	63.4	-1.0
45024	233045.99	559749.03	64.0	62.9	-1.1
45025	233107.38	559828.08	64.2	63.2	-1.0
45026	233171.73	559903.98	64.4	63.3	-1.1
45027	233239.64	559977.85	64.6	63.5	-1.1
45028	233307.65	560046.06	64.4	63.3	-1.1
45029	233381.84	560112.95	64.8	63.7	-1.1
45030	233459.51	560176.81	64.8	63.7	-1.1
45031	233536.03	560229.31	64.6	63.6	-1.0
45032	233607.88	560273.78	64.3	63.2	-1.1
45033	233692.68	560326.93	64.2	63.2	-1.0
45034	233777.39	560380.27	64.2	63.1	-1.1
45035	233862.15	560433.53	64.2	63.2	-1.0
45036	233947.83	560485.29	64.4	63.4	-1.0
45037	234033.46	560537.13	64.7	63.6	-1.1
45038	234119.01	560589.10	65.2	64.1	-1.1
45039	234203.66	560642.52	66.1	65.1	-1.0

Akoestisch onderzoek snelheidsverhoging naar 130 km/h in 2016

Overzicht resultaten

referentiepunt			Geluidproductie- plafond in dB	Geluidproductie in 2016	
ID	X	Y		Waarde	verschil tov GPP
45040	234289.95	560693.26	66.6	65.5	-1.1
45041	234374.30	560747.15	67.0	65.8	-1.2
45042	234457.57	560802.69	67.2	66.1	-1.1
45043	234538.14	560862.03	67.0	65.9	-1.1
45044	234622.45	560906.63	65.0	63.9	-1.1
45045	234655.86	560821.17	61.3	60.2	-1.1
45047	234768.30	560769.06	58.5	57.3	-1.2
45048	234781.74	560867.99	60.9	59.7	-1.2
45049	234790.42	560967.70	62.8	61.6	-1.2
45050	234803.48	561066.80	65.3	64.1	-1.2
45051	234846.92	561156.53	67.2	65.9	-1.3
45052	234904.65	561238.06	67.3	66.1	-1.2
45053	234963.13	561319.30	66.7	65.6	-1.1
45054	235017.34	561403.41	66.5	65.4	-1.1
45055	235067.09	561490.26	66.7	65.6	-1.1
45056	235113.01	561579.19	66.5	65.4	-1.1
45057	235157.92	561668.66	66.4	65.3	-1.1
45058	235202.81	561758.13	66.2	65.0	-1.2
45059	235246.94	561847.98	66.0	64.9	-1.1
45060	235290.58	561938.06	66.2	65.1	-1.1
45061	235333.57	562028.46	66.4	65.3	-1.1
45062	235376.43	562118.93	66.6	65.4	-1.2
45063	235419.28	562209.40	66.6	65.4	-1.2
45064	235461.73	562300.05	66.8	65.7	-1.1
45065	235504.01	562390.79	67.2	66.1	-1.1
45066	235544.70	562482.25	67.7	66.5	-1.2
45067	235586.07	562573.40	68.0	66.9	-1.1
45068	235627.60	562664.48	68.0	66.9	-1.1
45069	235668.75	562755.73	67.9	66.7	-1.2
45070	235709.40	562847.21	67.8	66.7	-1.1
45071	235749.74	562938.82	67.9	66.8	-1.1
45072	235788.27	563031.21	67.9	66.8	-1.1
45073	235827.07	563123.48	67.9	66.8	-1.1
45074	235866.13	563215.65	67.8	66.7	-1.1
45075	235904.66	563308.04	67.0	65.9	-1.1
45076	235944.17	563400.01	66.4	65.3	-1.1
45077	235984.02	563491.84	66.3	65.2	-1.1
45078	236025.03	563583.15	66.6	65.5	-1.1
45079	236066.37	563674.32	66.7	65.6	-1.1
45080	236107.98	563765.37	66.3	65.2	-1.1
45081	236150.31	563856.08	66.3	65.2	-1.1
45082	236192.88	563946.68	66.3	65.1	-1.2
45083	236235.08	564037.45	66.3	65.2	-1.1
45084	236279.03	564127.38	66.7	65.6	-1.1
45085	236321.68	564217.95	67.6	66.5	-1.1
45086	236363.85	564308.73	68.0	66.9	-1.1

Akoestisch onderzoek snelheidsverhoging naar 130 km/h in 2016

Overzicht resultaten

referentiepunt			Geluidproductie- plafond in dB	Geluidproductie in 2016	
ID	X	Y		Waarde	verschil tov GPP
45087	236406.03	564399.51	67.9	66.8	-1.1
45088	236448.04	564490.37	68.1	66.9	-1.2
45089	236486.32	564582.79	67.9	66.8	-1.1
45090	236517.76	564677.83	68.0	66.9	-1.1
45091	236546.64	564773.64	68.2	67.0	-1.2
45092	236571.05	564870.70	68.1	66.9	-1.2
45093	236589.22	564969.12	68.0	66.8	-1.2
45094	236603.70	565068.16	67.3	66.1	-1.2
45095	236612.30	565167.88	66.6	65.5	-1.1
45096	236615.81	565267.92	65.9	64.8	-1.1
45097	236614.55	565367.98	65.4	64.3	-1.1
45098	236608.99	565467.93	65.4	64.2	-1.2
45099	236600.34	565567.65	65.8	64.7	-1.1
45100	236591.29	565667.34	66.5	65.3	-1.2
45101	236582.31	565767.04	66.8	65.7	-1.1
45102	236576.34	565866.96	66.8	65.7	-1.1
45103	236572.03	565966.97	66.7	65.6	-1.1
45104	236567.72	566066.98	66.7	65.6	-1.1
45105	236566.21	566167.07	67.1	66.0	-1.1
45106	236564.87	566267.16	67.7	66.6	-1.1
45107	236566.16	566367.24	68.1	67.0	-1.1
45108	236568.41	566467.32	68.2	67.0	-1.2
45109	236571.29	566567.35	68.1	67.0	-1.1
45111	236703.51	566670.89	60.8	59.5	-1.3
45112	236698.45	566770.80	61.1	59.7	-1.4
45113	236660.49	566862.61	62.0	60.7	-1.3
45114	236607.70	566947.37	64.9	63.6	-1.3
45115	236593.74	567045.70	66.2	64.9	-1.3
45116	236597.88	567145.59	66.4	65.3	-1.1
45117	236611.30	567244.77	66.3	65.2	-1.1
45118	236628.12	567343.44	66.5	65.4	-1.1
45119	236647.40	567441.66	66.7	65.6	-1.1
45120	236672.41	567538.57	66.3	65.2	-1.1
45121	236702.14	567634.16	65.7	64.7	-1.0
45122	236733.63	567729.14	65.4	64.3	-1.1
45123	236769.86	567822.45	65.1	64.1	-1.0
45124	236809.78	567914.24	65.1	64.0	-1.1
45125	236850.17	568005.84	65.4	64.4	-1.0
45126	236890.55	568097.44	66.2	65.2	-1.0
45127	236930.93	568189.03	66.7	65.7	-1.0
45128	236968.91	568281.64	66.6	65.6	-1.0
45129	237000.90	568376.47	66.4	65.3	-1.1
45130	237031.27	568471.85	66.4	65.3	-1.1
45131	237058.35	568568.21	66.4	65.3	-1.1
45132	237081.39	568665.62	66.1	65.0	-1.1
45133	237097.14	568764.44	66.0	64.9	-1.1

Akoestisch onderzoek snelheidsverhoging naar 130 km/h in 2016

Overzicht resultaten

referentiepunt			Geluidproductie- plafond in dB	Geluidproductie in 2016	
ID	X	Y		Waarde	verschil tov GPP
45134	237110.68	568863.62	65.8	64.7	-1.1
45135	237122.50	568963.02	65.6	64.6	-1.0
45136	237128.86	569062.90	65.5	64.5	-1.0
45137	237131.28	569162.94	65.6	64.5	-1.1
45138	237130.58	569263.04	65.6	64.5	-1.1
45139	237125.41	569363.00	65.7	64.6	-1.1
45140	237116.54	569462.69	65.3	64.3	-1.0
45141	237104.88	569562.11	65.2	64.1	-1.1
45142	237093.01	569661.51	65.2	64.1	-1.1
45143	237075.24	569773.68	65.3	64.3	-1.0
45157	237059.78	569882.69	66.2	65.2	-1.0
45158	237047.90	569985.92	65.2	64.2	-1.0
45159	237035.62	570096.98	65.6	64.5	-1.1
45160	237023.17	570196.31	65.9	64.8	-1.1
45161	237010.71	570295.64	66.2	65.1	-1.1
45162	236999.50	570395.11	66.4	65.3	-1.1
45163	236995.18	570494.53	66.5	65.3	-1.2
45164	236983.40	570593.63	67.2	66.1	-1.1
45165	236975.78	570693.44	67.7	66.6	-1.1
45166	236969.51	570793.34	68.0	66.8	-1.2
45167	236965.02	570893.34	67.9	66.8	-1.1
45168	236960.73	570993.35	67.9	66.7	-1.2
45169	236956.72	571093.37	67.8	66.6	-1.2
45170	236954.30	571193.44	67.8	66.6	-1.2
45171	236952.58	571293.53	68.0	66.8	-1.2
45172	236958.54	571393.03	67.3	66.1	-1.2
45173	236991.72	571487.13	64.8	63.6	-1.2
45174	237031.12	571579.11	63.2	62.0	-1.2
45175	237047.60	571677.45	62.5	61.4	-1.1
45176	237033.63	571776.37	62.6	61.5	-1.1
45177	236995.12	571868.47	63.3	62.3	-1.0
45178	236913.32	571916.67	67.9	67.0	-0.9
45179	236890.77	572012.78	68.9	67.9	-1.0
45180	236875.82	572111.76	68.8	67.8	-1.0
45181	236859.57	572210.53	68.5	67.5	-1.0
45182	236843.32	572309.31	68.4	67.4	-1.0
45183	236829.39	572408.43	68.3	67.3	-1.0
45184	236816.94	572507.75	68.4	67.5	-0.9
45185	236807.73	572607.42	68.3	67.4	-0.9
45186	236799.87	572707.22	68.4	67.4	-1.0
45187	236792.20	572807.03	68.2	67.2	-1.0
45188	236784.52	572906.83	68.1	67.2	-0.9
45189	236775.31	573013.74	68.3	67.3	-1.0
45190	236764.68	573124.60	68.7	67.7	-1.0
45192	236754.29	573235.85	68.9	67.9	-1.0
45193	236749.85	573339.58	68.7	67.7	-1.0

Akoestisch onderzoek snelheidsverhoging naar 130 km/h in 2016

Overzicht resultaten

referentiepunt			Geluidproductie- plafond in dB	Geluidproductie in 2016	
ID	X	Y		Waarde	verschil tov GPP
45194	236741.62	573439.34	68.6	67.6	-1.0
45195	236732.29	573539.00	68.6	67.6	-1.0
45196	236717.16	573637.92	68.7	67.7	-1.0
45197	236699.14	573736.38	68.7	67.7	-1.0
45198	236677.50	573834.09	68.7	67.7	-1.0
45199	236650.05	573930.34	68.9	67.9	-1.0
45200	236619.64	574025.71	68.6	67.6	-1.0
45201	236588.21	574120.73	68.4	67.4	-1.0
45202	236552.81	574214.36	68.1	67.1	-1.0
45203	236509.72	574304.71	67.8	66.9	-0.9
45204	236466.12	574394.81	67.4	66.4	-1.0
45205	236417.38	574482.22	67.5	66.6	-0.9
45206	236366.65	574568.52	67.4	66.5	-0.9
45207	236315.93	574654.82	67.6	66.6	-1.0
45208	236265.21	574741.12	67.6	66.6	-1.0
45209	236214.48	574827.42	67.5	66.6	-0.9
45210	236163.76	574913.72	67.5	66.5	-1.0
45211	236113.04	575000.02	67.6	66.6	-1.0
45212	236061.89	575086.07	67.6	66.7	-0.9
45213	236010.54	575172.00	67.7	66.7	-1.0
45214	235959.20	575257.93	67.8	66.8	-1.0
45215	235909.23	575344.67	67.7	66.7	-1.0
45216	235864.13	575434.00	67.6	66.7	-0.9
45217	235823.45	575525.44	67.7	66.7	-1.0
45218	235787.99	575619.04	67.7	66.8	-0.9
45219	235756.96	575714.20	67.9	66.9	-1.0
45220	235729.33	575810.38	68.1	67.1	-1.0
45221	235717.41	575909.59	66.7	65.7	-1.0
45222	235722.68	576009.48	62.1	61.1	-1.0
45223	235728.02	576108.89	59.8	58.8	-1.0
45224	235708.97	576206.88	60.3	59.3	-1.0
45225	235615.50	576282.26	65.3	64.2	-1.1
45226	235591.55	576380.46	59.6	58.5	-1.1
45227	235574.35	576481.11	59.8	58.7	-1.1
45228	235553.52	576573.51	65.5	64.3	-1.2
45229	235523.08	576665.94	67.3	66.2	-1.1
45230	235481.93	576757.19	67.8	66.6	-1.2
45231	235432.47	576843.81	68.3	67.0	-1.3
45232	235377.45	576927.35	68.2	66.9	-1.3
45233	235317.37	577007.41	67.8	66.4	-1.4
45234	235256.85	577087.14	67.8	66.4	-1.4
45235	235196.32	577166.88	67.7	66.4	-1.3
45236	235135.80	577246.61	67.8	66.4	-1.4
45237	235075.26	577326.33	67.7	66.4	-1.3
45238	235014.69	577406.03	67.9	66.6	-1.3
45239	234954.06	577485.68	68.0	66.7	-1.3

Akoestisch onderzoek snelheidsverhoging naar 130 km/h in 2016

Overzicht resultaten

referentiepunt			Geluidproductie- plafond in dB	Geluidproductie in 2016	
ID	X	Y		Waarde	verschil tov GPP
45240	234893.42	577565.33	68.1	66.8	-1.3
45241	234832.79	577644.98	68.4	67.0	-1.4
45242	234772.16	577724.64	68.4	67.1	-1.3
45243	234711.53	577804.29	68.5	67.1	-1.4
45244	234650.74	577883.82	68.5	67.1	-1.4
45245	234588.78	577962.43	68.4	67.1	-1.3
45246	234522.55	578037.40	68.3	67.0	-1.3
45247	234448.90	578105.12	68.5	67.2	-1.3
45248	234368.86	578165.21	67.9	66.5	-1.4
45249	234286.89	578222.67	64.2	62.9	-1.3
45250	234204.93	578280.14	62.2	60.8	-1.4
45251	234127.05	578342.98	64.4	63.0	-1.4
45252	234056.09	578413.45	64.0	62.5	-1.5
45253	233993.80	578491.77	59.9	58.5	-1.4
45822	232784.39	554645.11	59.8	58.9	-0.9
45823	232689.74	554677.66	61.2	60.3	-0.9
45824	232600.97	554723.74	60.2	59.0	-1.2
45825	232512.81	554771.15	60.8	59.3	-1.5
45826	232424.63	554818.54	61.5	59.8	-1.7
45827	232337.56	554867.89	61.8	60.3	-1.5
45828	232252.39	554920.46	62.6	61.4	-1.2
45829	232172.69	554980.78	62.9	61.7	-1.2
45830	232098.83	555048.34	63.3	62.2	-1.1
45831	232024.96	555115.90	63.7	62.5	-1.2
45832	231948.94	555180.72	65.0	63.9	-1.1
45833	231878.12	555251.45	65.7	64.6	-1.1
45834	231813.66	555328.02	65.7	64.7	-1.0
45835	231753.69	555408.10	65.6	64.6	-1.0
45836	231702.14	555493.81	65.8	64.8	-1.0
45837	231658.89	555584.04	64.9	63.9	-1.0
45838	231623.91	555677.78	65.0	64.1	-0.9
45839	231596.50	555774.04	64.2	63.2	-1.0
45840	231579.20	555872.59	64.4	63.4	-1.0
45841	231566.22	555971.84	62.5	61.5	-1.0
45842	231553.70	556071.16	55.4	54.4	-1.0
45843	231542.95	556170.67	54.3	53.4	-0.9
45844	231534.26	556270.39	54.4	53.5	-0.9
45845	231526.69	556370.20	53.3	52.3	-1.0
45846	231519.17	556470.01	65.2	64.2	-1.0
45847	231519.14	556569.76	65.1	64.2	-0.9
45848	231546.16	556665.59	63.5	62.6	-0.9
45849	231584.33	556757.94	61.5	60.6	-0.9
45850	231584.53	556857.30	61.2	60.3	-0.9
45851	231563.69	556955.11	62.0	61.1	-0.9
45852	231535.87	557051.25	63.6	62.7	-0.9
45853	231510.80	557148.09	65.3	64.4	-0.9

Akoestisch onderzoek snelheidsverhoging naar 130 km/h in 2016

Overzicht resultaten

referentiepunt			Geluidproductie- plafond in dB	Geluidproductie in 2016	
ID	X	Y		Waarde	verschil tov GPP
46383	233897.96	578420.55	67.1	65.5	-1.6
46384	233960.54	578342.58	67.0	65.6	-1.4
46385	234029.55	578270.32	67.3	65.9	-1.4
46386	234105.94	578205.87	67.3	65.9	-1.4
46387	234187.02	578147.41	67.4	66.0	-1.4
46388	234269.31	578090.57	68.0	66.6	-1.4
46389	234350.23	578031.82	68.7	67.3	-1.4
46390	234425.36	577965.98	68.7	67.3	-1.4
46391	234492.97	577892.30	68.7	67.3	-1.4
46392	234554.39	577813.41	68.4	67.0	-1.4
46393	234615.01	577733.86	68.4	67.1	-1.3
46394	234675.64	577654.32	68.4	67.0	-1.4
46395	234736.27	577574.77	68.3	66.9	-1.4
46396	234796.89	577495.23	68.1	66.7	-1.4
46397	234857.51	577415.68	67.7	66.3	-1.4
46398	234918.14	577336.14	67.8	66.5	-1.3
46399	234978.52	577256.41	67.8	66.4	-1.4
46400	235038.45	577176.34	67.7	66.3	-1.4
46401	235098.64	577096.47	67.7	66.4	-1.3
46402	235159.15	577016.83	67.6	66.2	-1.4
46403	235219.20	576936.86	67.7	66.4	-1.3
46404	235278.91	576856.63	68.2	66.9	-1.3
46405	235333.61	576773.00	68.8	67.5	-1.3
46406	235377.49	576683.21	68.3	67.1	-1.2
46407	235412.20	576589.46	68.3	67.2	-1.1
46408	235428.55	576490.90	67.4	66.4	-1.0
46409	235444.53	576392.17	66.8	65.8	-1.0
46410	235464.97	576300.56	66.7	65.7	-1.0
46411	235502.74	576214.59	68.3	67.3	-1.0
46412	235503.48	576121.62	66.6	65.6	-1.0
46413	235532.93	576026.20	66.8	65.8	-1.0
46414	235559.67	575929.83	67.0	66.0	-1.0
46415	235594.01	575835.91	67.6	66.6	-1.0
46416	235622.85	575740.31	67.9	67.0	-0.9
46417	235651.95	575644.63	67.6	66.7	-0.9
46418	235684.60	575550.11	67.8	66.8	-1.0
46419	235721.31	575457.10	67.8	66.8	-1.0
46420	235762.44	575365.97	67.6	66.6	-1.0
46421	235808.08	575276.99	67.7	66.7	-1.0
46422	235857.60	575190.10	67.7	66.7	-1.0
46423	235908.65	575104.10	67.8	66.8	-1.0
46424	235959.86	575018.19	67.7	66.7	-1.0
46425	236010.86	574932.16	67.6	66.6	-1.0
46426	236061.59	574845.97	67.5	66.6	-0.9
46427	236112.33	574759.78	67.5	66.6	-0.9
46428	236163.07	574673.59	67.5	66.5	-1.0

Akoestisch onderzoek snelheidsverhoging naar 130 km/h in 2016

Overzicht resultaten

referentiepunt			Geluidproductie- plafond in dB	Geluidproductie in 2016	
ID	X	Y		Waarde	verschil tov GPP
46429	236213.80	574587.40	67.6	66.6	-1.0
46430	236264.53	574501.20	67.4	66.5	-0.9
46431	236316.46	574415.27	67.3	66.3	-1.0
46432	236364.49	574327.55	67.6	66.6	-1.0
46433	236406.85	574241.64	67.8	66.9	-0.9
46434	236449.94	574142.43	68.0	67.1	-0.9
46435	236485.34	574054.26	68.5	67.5	-1.0
46436	236506.06	573987.25	68.5	67.5	-1.0
46437	236537.26	573892.24	68.7	67.7	-1.0
46438	236563.00	573795.61	68.7	67.7	-1.0
46439	236584.85	573698.02	68.7	67.7	-1.0
46440	236602.32	573599.55	68.7	67.7	-1.0
46441	236616.37	573500.54	68.8	67.8	-1.0
46442	236624.98	573400.90	68.7	67.7	-1.0
46443	236632.77	573301.19	68.5	67.5	-1.0
46444	236640.38	573201.47	68.3	67.3	-1.0
46445	236648.08	573101.76	68.2	67.3	-0.9
46446	236655.72	573002.04	68.2	67.2	-1.0
46447	236663.40	572902.32	68.2	67.2	-1.0
46448	236671.07	572802.60	68.4	67.4	-1.0
46449	236678.74	572702.88	68.3	67.4	-0.9
46450	236686.82	572603.20	68.4	67.5	-0.9
46451	236696.34	572503.64	68.4	67.4	-1.0
46452	236707.80	572404.29	68.3	67.3	-1.0
46453	236721.44	572305.22	68.3	67.3	-1.0
46454	236737.28	572206.47	68.4	67.4	-1.0
46455	236753.13	572107.72	68.7	67.7	-1.0
46456	236768.50	572008.90	68.9	67.9	-1.0
46457	236783.62	571910.03	68.9	67.9	-1.0
46458	236795.82	571810.77	68.9	67.9	-1.0
46459	236804.95	571711.51	68.6	67.5	-1.1
46460	236726.14	571693.59	63.3	62.3	-1.0
46462	236662.09	571591.68	61.0	59.8	-1.2
46463	236722.61	571512.05	62.8	61.6	-1.2
46464	236781.58	571431.28	64.5	63.3	-1.2
46465	236822.26	571340.38	67.3	66.1	-1.2
46466	236831.92	571240.91	67.6	66.5	-1.1
46467	236835.44	571141.02	68.0	66.8	-1.2
46468	236838.55	571041.05	68.0	66.8	-1.2
46469	236842.02	570941.10	68.1	67.0	-1.1
46470	236846.82	570841.20	68.1	67.0	-1.1
46471	236853.58	570741.32	68.0	66.9	-1.1
46472	236857.21	570641.68	67.0	65.8	-1.2
46473	236864.52	570542.42	66.7	65.6	-1.1
46474	236876.31	570445.43	66.9	65.9	-1.0
46475	236883.48	570348.52	66.3	65.2	-1.1

Akoestisch onderzoek snelheidsverhoging naar 130 km/h in 2016

Overzicht resultaten

referentiepunt			Geluidproductie- plafond in dB	Geluidproductie in 2016	
ID	X	Y		Waarde	verschil tov GPP
46476	236895.58	570254.07	66.2	65.1	-1.1
46477	236905.68	570162.24	66.0	64.9	-1.1
46478	236919.16	570066.53	65.5	64.4	-1.1
46479	236929.41	569981.56	65.0	64.0	-1.0
46480	236938.43	569903.75	64.9	63.8	-1.1
46481	236951.35	569804.59	65.3	64.3	-1.0
46482	236964.05	569705.38	65.3	64.3	-1.0
46483	236976.74	569606.18	65.2	64.2	-1.0
46484	236989.43	569506.97	65.2	64.2	-1.0
46485	237001.39	569407.68	65.4	64.3	-1.1
46486	237008.26	569307.90	65.3	64.2	-1.1
46487	237010.43	569207.94	65.5	64.4	-1.1
46488	237009.50	569107.94	65.3	64.3	-1.0
46489	237005.15	569008.03	65.4	64.3	-1.1
46490	236995.39	568908.51	65.5	64.5	-1.0
46491	236981.77	568809.46	65.8	64.7	-1.1
46492	236965.77	568710.73	66.0	65.0	-1.0
46493	236944.56	568613.03	66.1	65.1	-1.0
46494	236917.96	568516.62	66.0	65.0	-1.0
46495	236887.62	568421.32	66.4	65.3	-1.1
46496	236855.70	568326.56	66.6	65.6	-1.0
46497	236817.32	568234.28	66.6	65.5	-1.1
46498	236777.08	568142.71	66.2	65.1	-1.1
46499	236736.84	568051.15	65.4	64.4	-1.0
46500	236696.60	567959.59	65.0	64.0	-1.0
46501	236657.49	567867.55	65.0	63.9	-1.1
46502	236620.54	567774.62	65.1	64.0	-1.1
46503	236588.75	567679.83	65.8	64.7	-1.1
46504	236558.91	567584.37	66.1	65.0	-1.1
46505	236533.31	567487.69	66.6	65.5	-1.1
46506	236512.26	567389.92	66.5	65.4	-1.1
46507	236494.95	567291.42	66.3	65.2	-1.1
46508	236481.40	567192.34	66.3	65.2	-1.1
46509	236471.06	567092.89	66.7	65.5	-1.2
46510	236455.20	566994.47	66.1	64.8	-1.3
46511	236412.86	566905.06	63.7	62.4	-1.3
46512	236352.19	566825.77	61.6	60.4	-1.2
46513	236332.19	566728.91	61.4	60.2	-1.2
46514	236333.27	566629.06	61.2	60.0	-1.2
46515	236415.80	566590.99	65.6	64.5	-1.1
46516	236447.45	566505.72	68.0	66.9	-1.1
46517	236445.58	566405.72	68.1	66.9	-1.2
46518	236443.71	566305.73	67.8	66.7	-1.1
46519	236444.61	566205.72	67.3	66.2	-1.1
46520	236445.87	566105.72	66.8	65.7	-1.1
46521	236448.75	566005.76	66.7	65.6	-1.1

Akoestisch onderzoek snelheidsverhoging naar 130 km/h in 2016

Overzicht resultaten

referentiepunt			Geluidproductie- plafond in dB	Geluidproductie in 2016	
ID	X	Y		Waarde	verschil tov GPP
46522	236453.34	565905.85	66.7	65.6	-1.1
46523	236458.47	565805.97	66.8	65.7	-1.1
46524	236465.66	565706.22	66.6	65.5	-1.1
46525	236474.29	565606.58	66.2	65.1	-1.1
46526	236483.30	565506.98	65.6	64.5	-1.1
46527	236490.79	565407.25	65.4	64.3	-1.1
46528	236494.50	565307.34	65.7	64.6	-1.1
46529	236493.00	565207.35	66.5	65.4	-1.1
46530	236485.29	565107.66	67.1	66.0	-1.1
46531	236472.72	565008.51	67.7	66.6	-1.1
46532	236455.47	564910.02	68.1	67.0	-1.1
46533	236431.01	564813.05	68.0	66.9	-1.1
46534	236404.32	564716.68	68.1	67.0	-1.1
46535	236370.93	564622.41	68.0	66.9	-1.1
46536	236334.36	564529.40	67.9	66.7	-1.2
46537	236293.03	564438.33	68.0	66.9	-1.1
46538	236249.91	564348.10	68.1	66.9	-1.2
46539	236206.77	564257.87	67.4	66.3	-1.1
46540	236163.64	564167.63	66.7	65.6	-1.1
46541	236120.60	564077.35	66.3	65.2	-1.1
46542	236077.80	563986.96	66.1	65.0	-1.1
46543	236035.24	563896.45	66.4	65.3	-1.1
46544	235993.05	563805.77	66.5	65.4	-1.1
46545	235951.51	563714.79	66.5	65.4	-1.1
46546	235910.22	563623.70	66.5	65.4	-1.1
46547	235869.39	563532.41	66.4	65.3	-1.1
46548	235829.56	563440.67	66.4	65.3	-1.1
46549	235789.95	563348.83	67.1	66.0	-1.1
46550	235750.91	563256.75	67.9	66.8	-1.1
46551	235712.33	563164.48	68.0	66.9	-1.1
46552	235673.93	563072.13	68.0	66.9	-1.1
46553	235635.25	562979.91	67.9	66.7	-1.2
46554	235594.98	562888.36	67.8	66.7	-1.1
46555	235553.77	562797.24	67.8	66.7	-1.1
46556	235513.05	562705.89	68.0	66.9	-1.1
46557	235471.99	562614.69	67.7	66.6	-1.1
46558	235430.92	562523.50	67.6	66.4	-1.2
46559	235390.04	562432.25	67.1	66.0	-1.1
46560	235346.90	562342.01	66.8	65.7	-1.1
46561	235303.42	562251.94	66.5	65.4	-1.1
46562	235260.37	562161.67	66.5	65.4	-1.1
46563	235217.39	562071.36	66.4	65.3	-1.1
46564	235173.77	561981.36	66.1	65.0	-1.1
46565	235129.97	561891.45	66.1	65.0	-1.1
46566	235086.04	561801.61	66.1	65.0	-1.1
46567	235042.04	561711.79	66.4	65.3	-1.1

Akoestisch onderzoek snelheidsverhoging naar 130 km/h in 2016

Overzicht resultaten

referentiepunt			Geluidproductie- plafond in dB	Geluidproductie in 2016	
ID	X	Y		Waarde	verschil tov GPP
46568	234997.53	561622.23	66.4	65.3	-1.1
46569	234950.73	561533.86	66.6	65.5	-1.1
46570	234899.60	561447.91	66.6	65.5	-1.1
46571	234845.67	561363.73	66.8	65.7	-1.1
46572	234786.75	561282.96	67.4	66.3	-1.1
46573	234722.74	561206.13	67.6	66.4	-1.2
46574	234654.82	561132.74	67.5	66.4	-1.1
46575	234583.07	561063.10	67.4	66.2	-1.2
46576	234502.70	561008.22	66.5	65.3	-1.2
46577	234410.44	561036.09	62.1	61.0	-1.1
46578	234312.38	561018.68	61.0	59.8	-1.2
46579	234225.23	560970.81	61.0	59.9	-1.1
46580	234157.31	560898.03	60.9	59.8	-1.1
46581	234115.96	560807.11	61.9	60.8	-1.1
46582	234067.38	560720.65	64.0	62.9	-1.1
46583	233989.83	560658.23	64.6	63.6	-1.0
46584	233903.96	560606.95	64.3	63.3	-1.0
46585	233818.15	560555.58	64.4	63.4	-1.0
46586	233732.42	560504.08	64.2	63.2	-1.0
46587	233647.23	560451.67	64.3	63.3	-1.0
46588	233562.06	560399.25	64.5	63.5	-1.0
46589	233478.07	560344.96	64.7	63.7	-1.0
46590	233397.02	560286.40	64.9	63.9	-1.0
46591	233318.39	560224.62	65.0	64.0	-1.0
46592	233242.18	560159.86	65.2	64.2	-1.0
46593	233170.52	560090.18	65.1	64.1	-1.0
46594	233101.85	560017.47	64.7	63.7	-1.0
46595	233036.38	559941.89	64.7	63.7	-1.0
46596	232974.39	559863.42	63.9	62.9	-1.0
46597	232913.35	559784.22	63.8	62.8	-1.0
46598	232852.52	559704.82	64.3	63.3	-1.0
46599	232793.13	559625.17	64.5	63.5	-1.0
46600	232738.70	559548.81	64.5	63.5	-1.0
46601	232672.99	559464.18	64.6	63.5	-1.1
46602	232618.32	559393.64	64.3	63.3	-1.0
46603	232554.95	559309.85	64.6	63.5	-1.1
46604	232506.42	559251.54	64.7	63.7	-1.0
46605	232447.99	559174.93	64.8	63.8	-1.0
46606	232393.93	559102.92	65.0	64.0	-1.0
46607	232333.38	559023.31	65.0	64.0	-1.0
46608	232272.86	558943.69	65.0	64.0	-1.0
46609	232212.05	558864.29	65.1	64.1	-1.0
46610	232151.04	558785.04	64.8	63.8	-1.0
46611	232090.64	558705.32	65.0	64.0	-1.0
46612	232029.51	558626.17	65.2	64.2	-1.0
46613	231968.36	558547.02	65.2	64.2	-1.0

Akoestisch onderzoek snelheidsverhoging naar 130 km/h in 2016

Overzicht resultaten

referentiepunt			Geluidproductie- plafond in dB	Geluidproductie in 2016	
ID	X	Y		Waarde	verschil tov GPP
46614	231907.59	558467.59	65.2	64.2	-1.0
46615	231847.26	558387.82	65.5	64.5	-1.0
46616	231786.06	558308.72	65.9	64.9	-1.0
46617	231726.56	558228.34	66.3	65.2	-1.1
46618	231667.20	558147.85	66.8	65.7	-1.1
46619	231607.00	558067.99	66.9	65.8	-1.1
46620	231549.33	557986.29	66.1	65.0	-1.1
46621	231498.20	557900.41	60.5	59.4	-1.1
46622	231455.28	557810.10	58.8	57.8	-1.0
46623	231423.16	557715.41	57.8	56.7	-1.1
46624	231399.57	557618.29	59.0	57.9	-1.1
46625	231384.21	557519.51	63.4	62.4	-1.0
46626	231376.74	557419.80	66.8	65.8	-1.0
46627	231374.50	557319.83	66.9	65.9	-1.0
46628	231365.03	557220.98	65.6	64.6	-1.0
46629	231311.53	557139.08	63.0	62.1	-0.9
46630	231218.62	557104.79	60.2	59.2	-1.0
46631	231128.03	557068.68	56.7	55.8	-0.9
46632	231152.06	556982.73	57.2	56.4	-0.8
46633	231249.27	556996.02	60.5	59.7	-0.8
46634	231345.96	557010.36	64.2	63.3	-0.9
46635	231374.99	556920.09	65.8	65.2	-0.6
46636	231377.38	556820.12	65.8	65.2	-0.6
46637	231382.27	556720.23	65.7	65.0	-0.7
46638	231387.17	556620.33	65.8	65.1	-0.7
46639	231393.32	556520.51	65.7	64.9	-0.8
46640	231399.92	556420.72	64.9	64.0	-0.9
46641	231407.71	556321.02	64.9	64.0	-0.9
46642	231415.92	556221.34	64.7	63.8	-0.9
46643	231426.25	556121.87	64.8	63.9	-0.9
46644	231437.85	556022.53	64.8	63.9	-0.9
46645	231449.86	555923.24	64.7	63.8	-0.9
46646	231464.49	555824.32	64.5	63.6	-0.9
46647	231483.38	555726.16	64.0	63.1	-0.9
46648	231511.53	555630.21	64.4	63.5	-0.9
46649	231546.94	555536.73	64.8	64.0	-0.8
46650	231589.36	555446.19	64.9	64.1	-0.8
46651	231639.07	555359.48	65.3	64.5	-0.8
46652	231695.86	555277.21	65.6	64.7	-0.9
46653	231757.87	555198.79	65.6	64.7	-0.9
46654	231827.03	555126.65	65.3	64.3	-1.0
46655	231888.61	555048.11	64.0	62.8	-1.2
46656	231942.59	554963.95	62.7	61.4	-1.3
46657	231995.44	554879.06	62.0	60.7	-1.3
46658	232058.52	554802.10	61.3	60.0	-1.3
46659	232141.14	554746.34	61.1	59.7	-1.4

Akoestisch onderzoek snelheidsverhoging naar 130 km/h in 2016

Overzicht resultaten

referentiepunt			Geluidproductie- plafond in dB	Geluidproductie in 2016	
ID	X	Y		Waarde	verschil tov GPP
46660	232235.72	554714.41	63.5	62.2	-1.3
46661	232310.24	554649.10	65.4	64.3	-1.1
46662	232381.65	554579.10	66.2	65.1	-1.1
46663	232452.81	554508.83	66.4	65.3	-1.1
46664	232523.68	554438.28	66.6	65.5	-1.1
46665	232592.87	554366.07	66.7	65.6	-1.1
46666	232660.27	554292.21	66.3	65.3	-1.0
46667	232718.31	554210.94	66.7	65.6	-1.1
46668	232768.27	554124.33	66.4	65.3	-1.1
46669	232806.21	554031.93	66.0	65.2	-0.8