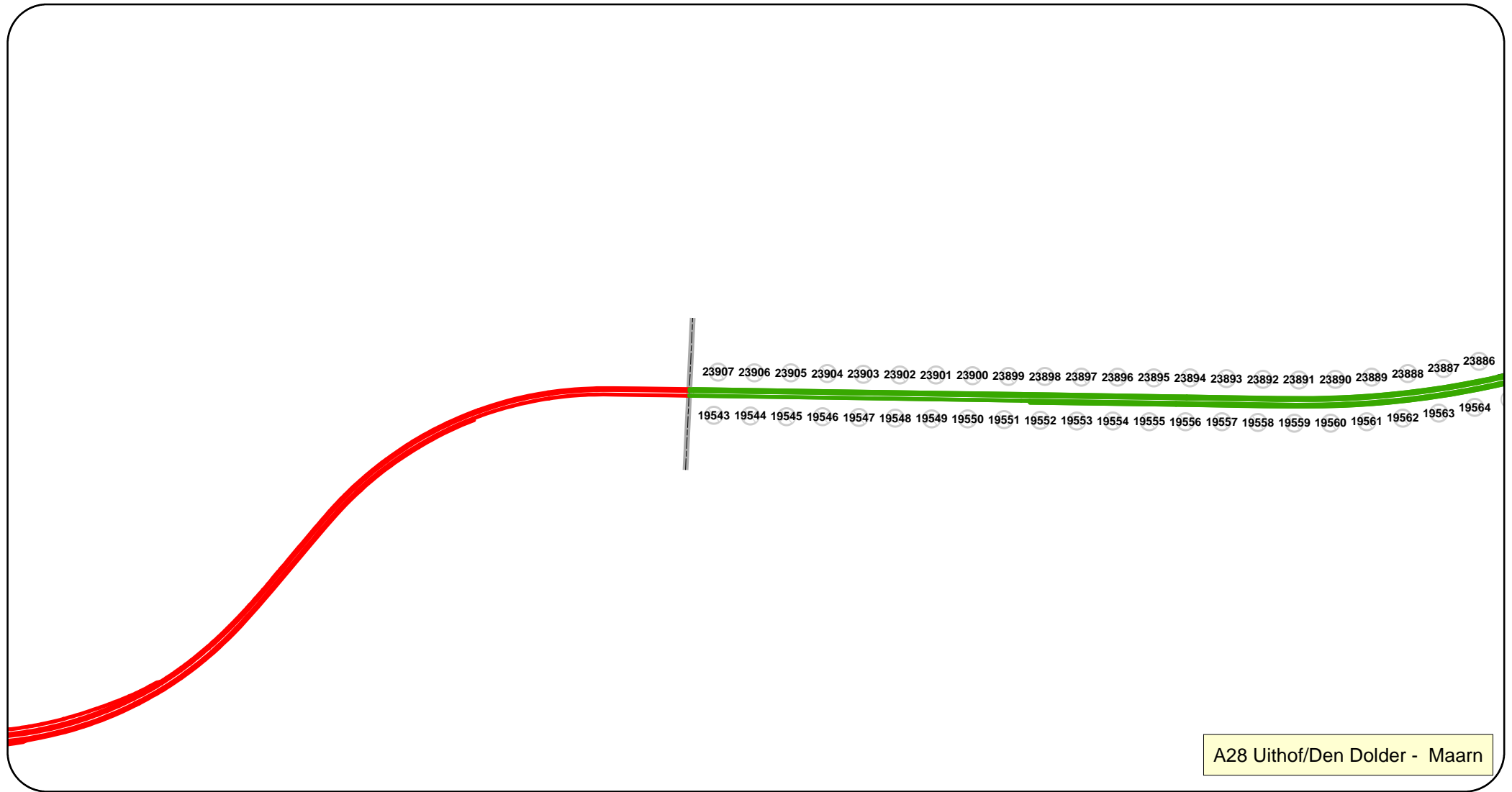


Bijlage 5

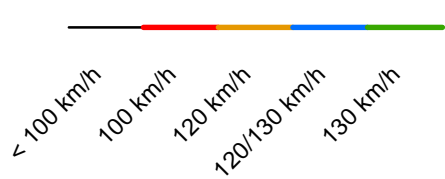
Titel

Traject A28 De Uithof/Den Dolder - Maarn

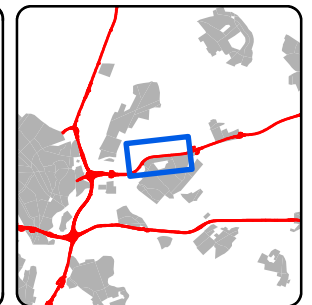



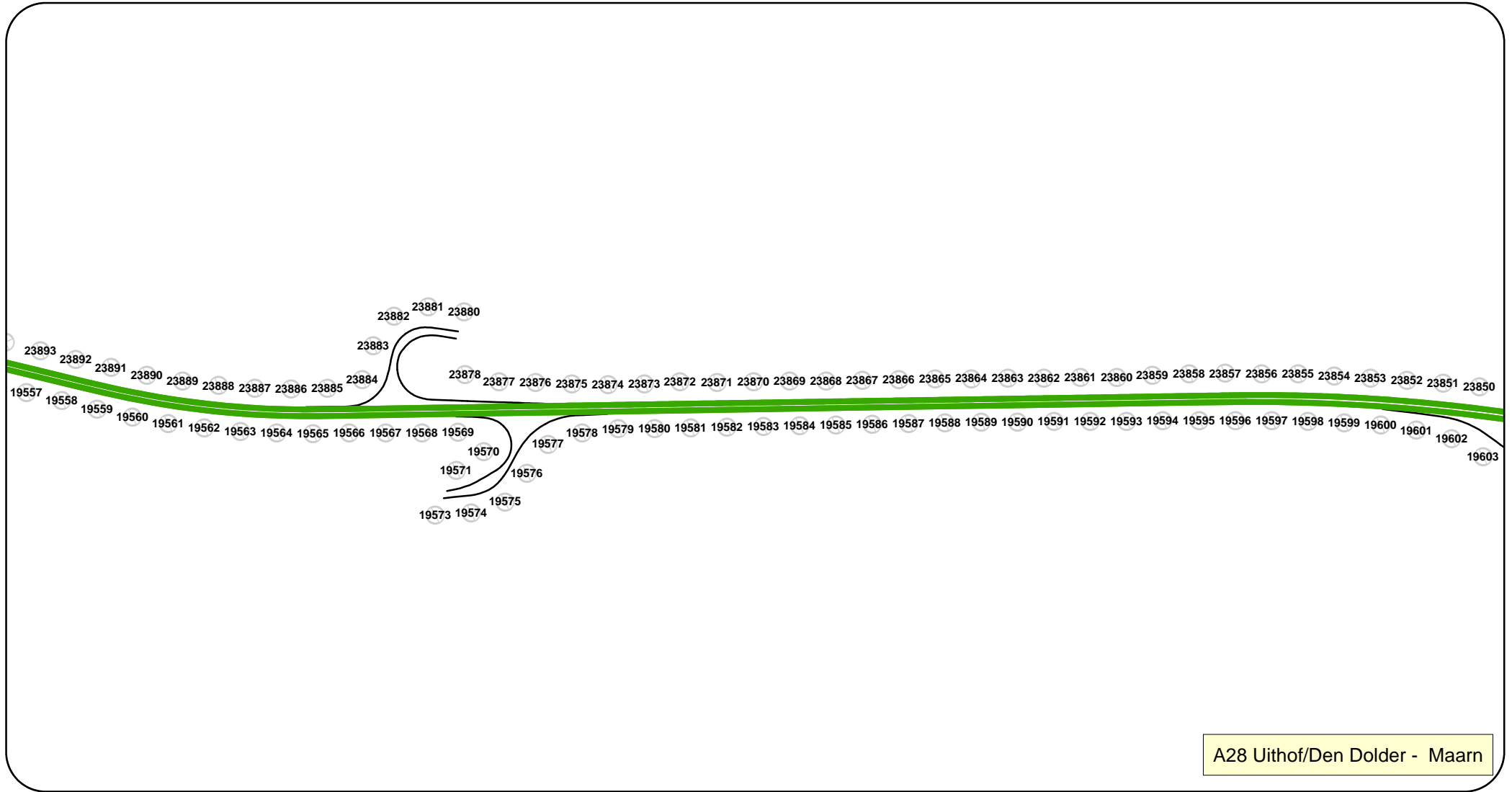
Legenda

Snelheidsbeeld na snelheidsverhoging



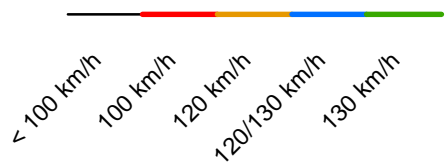
- grenzen
- ⊗ Referentiepunt



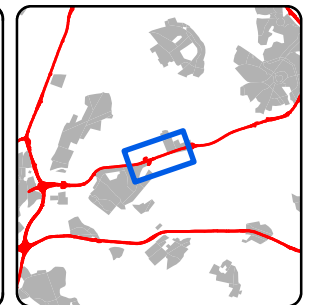



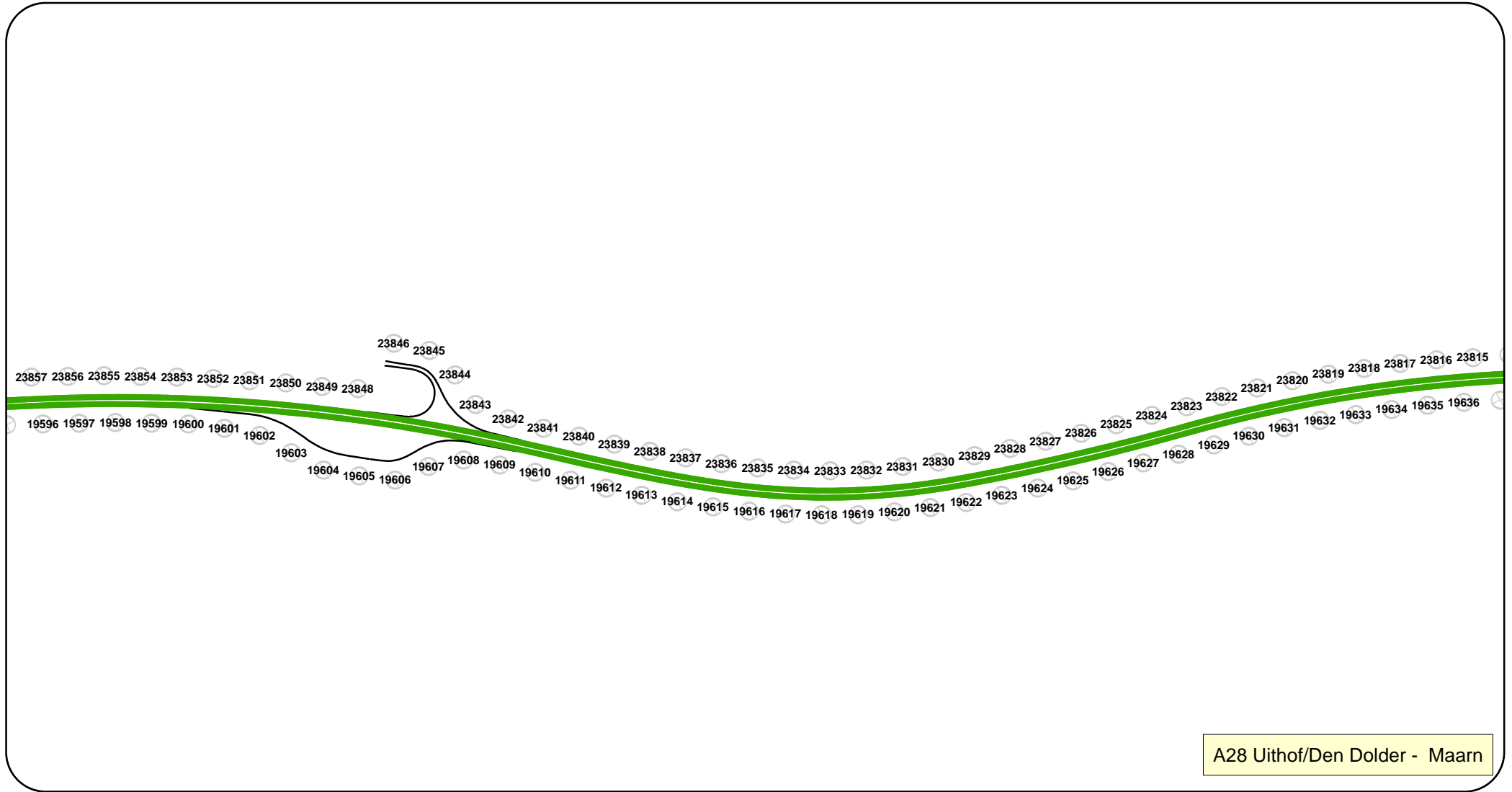
Legenda

Snelheidsbeeld na snelheidsverhoging



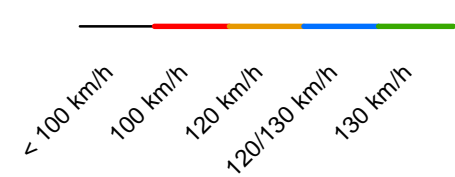
- grenzen
- ⊗ Referentiepunt



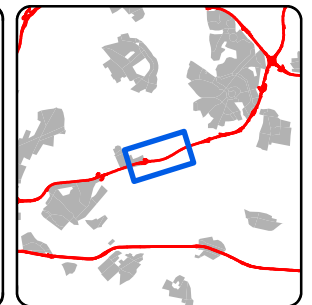



Legenda

Snelheidsbeeld na snelheidsverhoging



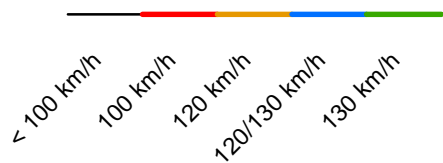
- grenzen
- ⊗ Referentiepunt



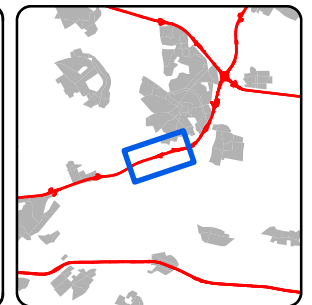




Legenda

Snelheidsbeeld na snelheidsverhoging



- grenzen
- ⊗ Referentiepunt

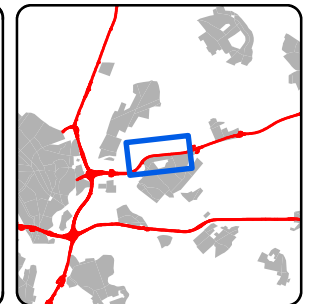
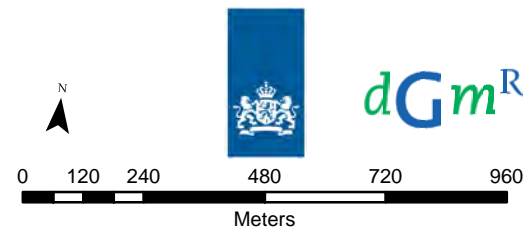


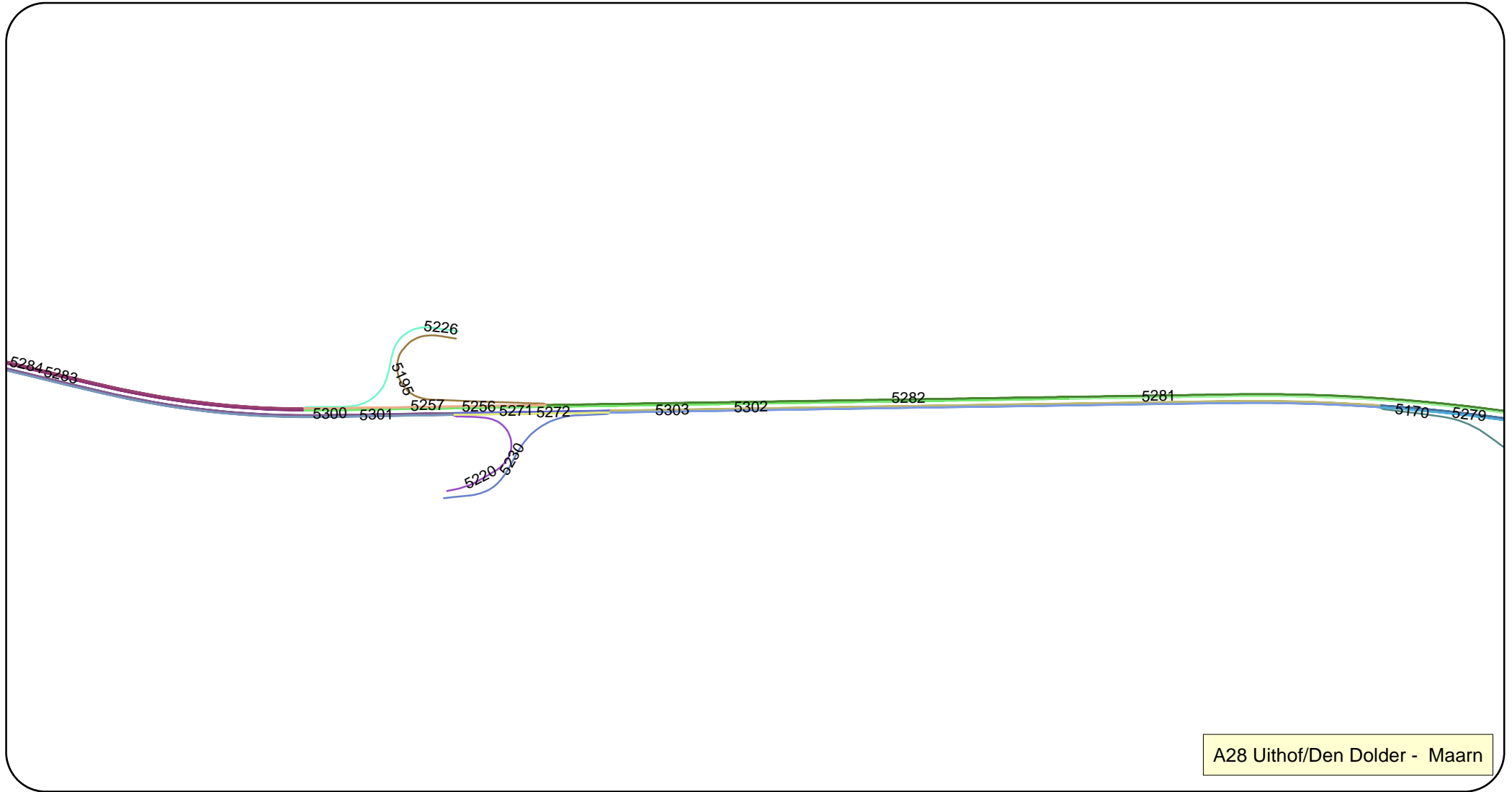


A28 Uithof/Den Dolder - Maarn

Legenda

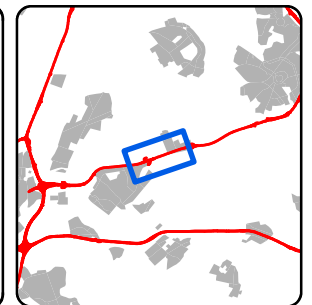

--- grenzen






Legenda

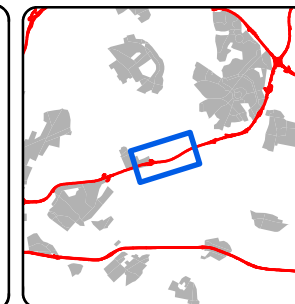

— grenzen






Legenda

— grenzen





A28 Uithof/Den Dolder - Maarn

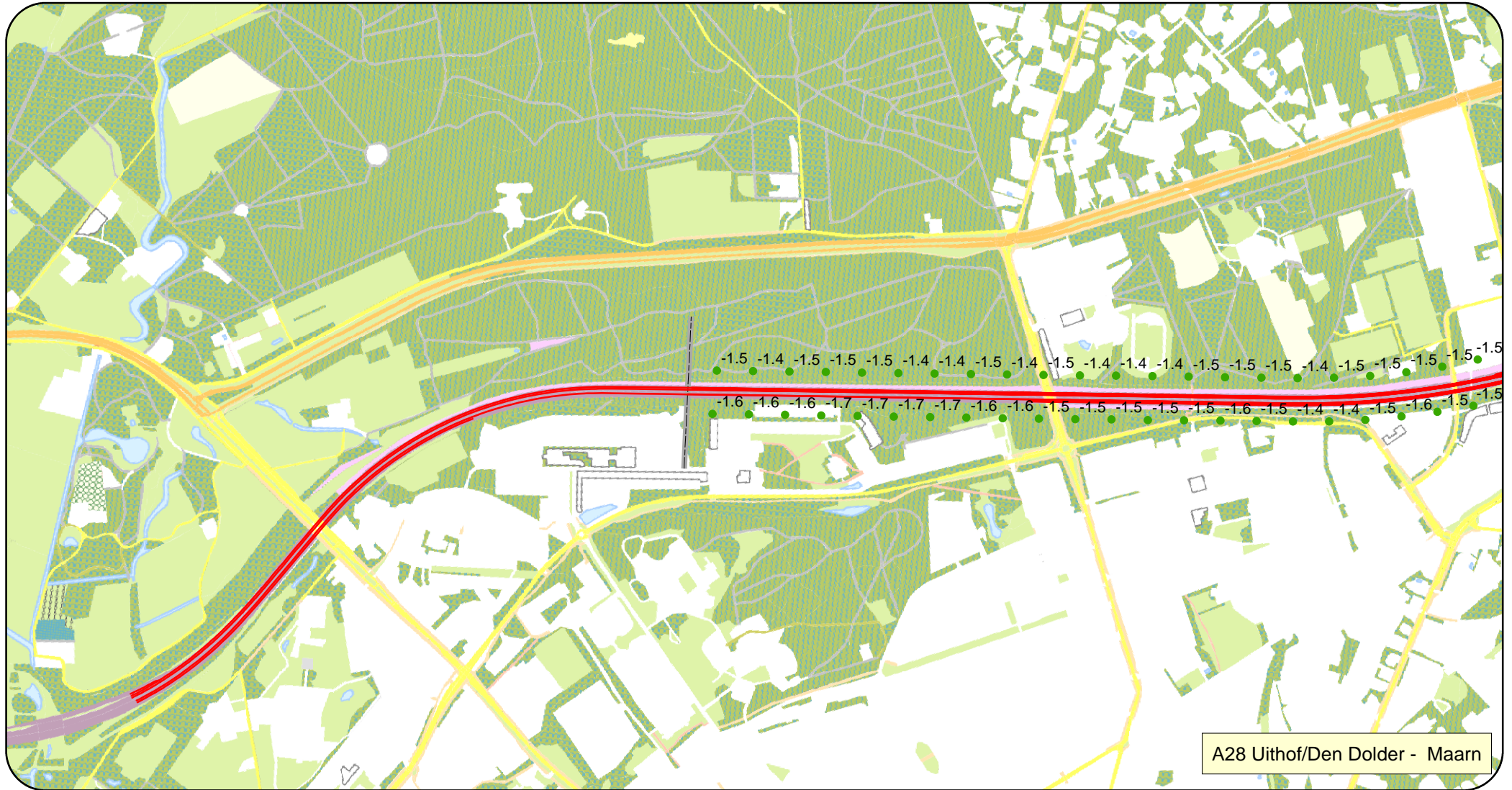
Legenda

— grenzen

Akoestisch onderzoek snelheidsverhoging naar 130 km/h in 2016

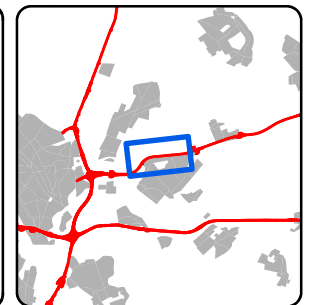

Uurintensiteiten Traject A28 De Uithof/Den Dolder – Maarn

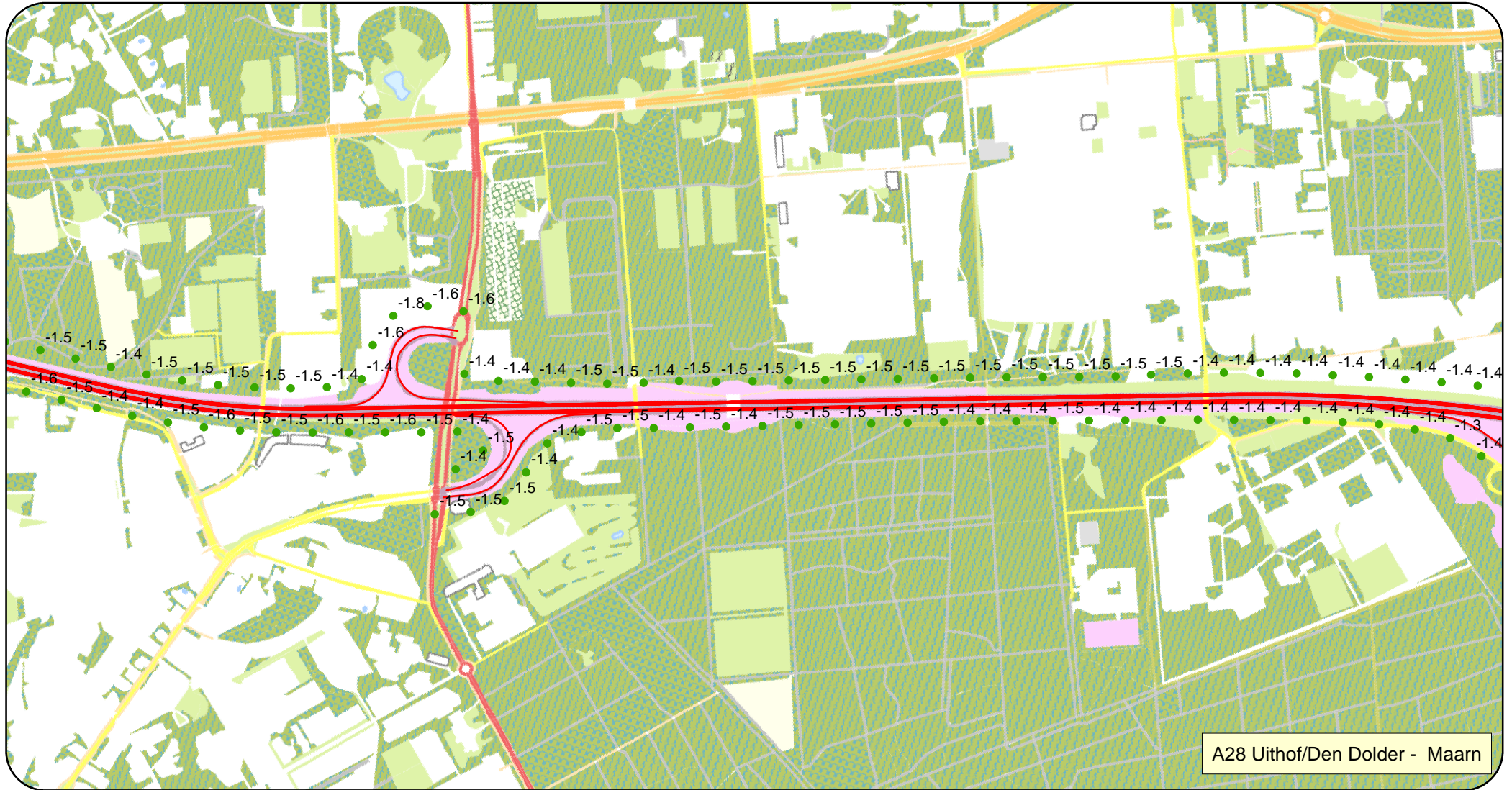
ID	peiljaar 2016								
	Dag			Avond			Nacht		
	Lichte mvt.	middelzware mvt.	zware mvt.	Lichte mvt.	middelzware mvt.	zware mvt.	Lichte mvt.	middelzware mvt.	zware mvt.
5006	106.3	6.5	8.7	36.9	2.2	5.8	9.4	1.4	3.6
5081	1 531.5	-	-	787.5	-	-	265.5	-	-
5082	1 531.5	166.0	250.0	787.5	54.0	108.0	265.5	56.0	129.0
5092	1 651.0	-	-	820.0	-	-	239.0	-	-
5093	1 651.0	122.0	131.0	820.0	41.0	56.0	239.0	24.0	46.0
5127	186.4	2.1	3.6	104.3	0.7	1.4	37.1	0.7	1.4
5166	2 531.0	144.0	201.0	1 285.0	46.0	115.0	318.0	30.0	86.0
5167	2 588.0	143.0	233.0	1 269.0	48.0	101.0	470.0	53.0	124.0
5168	261.9	3.8	5.3	120.3	0.8	3.0	30.5	0.8	1.5
5170	270.0	4.4	5.8	124.1	1.5	3.6	31.9	0.7	2.2
5182	3 302.0	122.0	131.0	1 640.0	41.0	56.0	478.0	24.0	46.0
5194	399.7	5.3	7.6	188.1	1.5	3.8	48.0	0.8	3.0
5195	401.8	12.8	17.5	175.3	2.7	6.1	62.7	2.7	6.1
5205	440.0	6.5	8.7	223.2	2.2	4.3	80.5	2.2	4.3
5220	498.2	5.7	7.8	243.4	1.4	4.2	62.3	1.4	2.8
5226	529.3	4.2	6.3	214.1	0.7	2.1	76.5	0.7	2.1
5230	539.9	11.6	16.7	287.4	3.6	10.9	73.3	2.9	7.3
5232	541.2	1.5	2.2	324.4	0.7	1.5	83.1	-	0.7
5241	608.4	7.5	11.3	318.5	2.3	6.8	81.3	1.5	4.5
5249	632.8	-	-	321.3	-	-	79.5	-	-
5250	632.8	72.0	100.5	321.3	23.0	57.5	79.5	15.0	43.0
5252	647.0	-	-	317.3	-	-	117.5	-	-
5254	647.0	71.5	116.5	317.3	24.0	50.5	117.5	26.5	62.0
5256	662.0	-	-	341.0	-	-	119.0	-	-
5257	662.0	75.0	119.0	341.0	25.0	52.5	119.0	26.5	62.5
5258	671.3	-	-	343.3	-	-	84.5	-	-
5259	671.3	74.0	102.0	343.3	23.5	58.0	84.5	15.5	43.5
5261	68.0	7.1	10.6	34.7	2.8	6.4	12.8	2.8	6.4
5267	715.3	-	-	360.0	-	-	130.3	-	-
5268	715.3	77.0	122.0	360.0	25.5	53.0	130.3	28.0	64.5
5269	729.3	-	-	364.8	-	-	132.3	-	-
5270	729.3	79.0	123.5	364.8	26.0	53.5	132.3	28.5	65.0
5271	739.5	-	-	374.8	-	-	105.5	-	-
5272	739.5	58.5	64.5	374.8	19.5	28.0	105.5	12.0	23.0
5273	744.0	9.0	13.6	385.5	3.0	8.3	98.6	2.3	6.0
5278	757.5	-	-	393.0	-	-	103.3	-	-
5279	757.5	77.0	103.0	393.0	24.5	58.0	103.3	16.0	44.0
5281	763.8	-	-	381.8	-	-	136.3	-	-
5282	763.8	80.0	124.0	381.8	26.0	53.5	136.3	28.0	65.0
5283	765.8	-	-	393.8	-	-	132.8	-	-
5284	765.8	83.0	125.0	393.8	27.0	54.0	132.8	28.0	64.5
5288	784.0	-	-	401.5	-	-	105.8	-	-
5289	784.0	80.0	107.5	401.5	25.0	59.5	105.8	16.5	45.0
5295	808.0	8.1	11.3	395.1	2.4	5.6	141.9	2.4	4.8
5300	825.5	-	-	410.0	-	-	119.5	-	-
5301	825.5	61.0	65.5	410.0	20.5	28.0	119.5	12.0	23.0
5302	825.0	-	-	424.5	-	-	117.0	-	-
5303	825.0	80.0	104.5	424.5	25.0	58.5	117.0	16.5	44.5



Legenda
Verschil met GPP

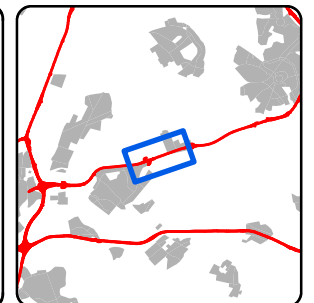
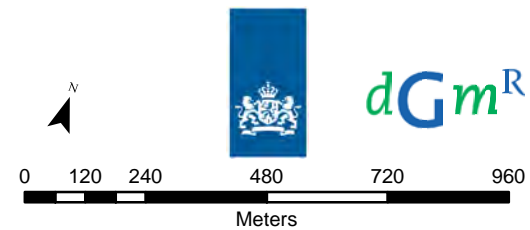
- tot en met 0.6 dB onder GPP
 - 0.5 dB onder GPP tot en met 0.3 dB onder GGP
 - 0.2 dB onder GPP tot en met GPP
 - Overschrijding van GPP
- grenzen
 - Rijkswegen

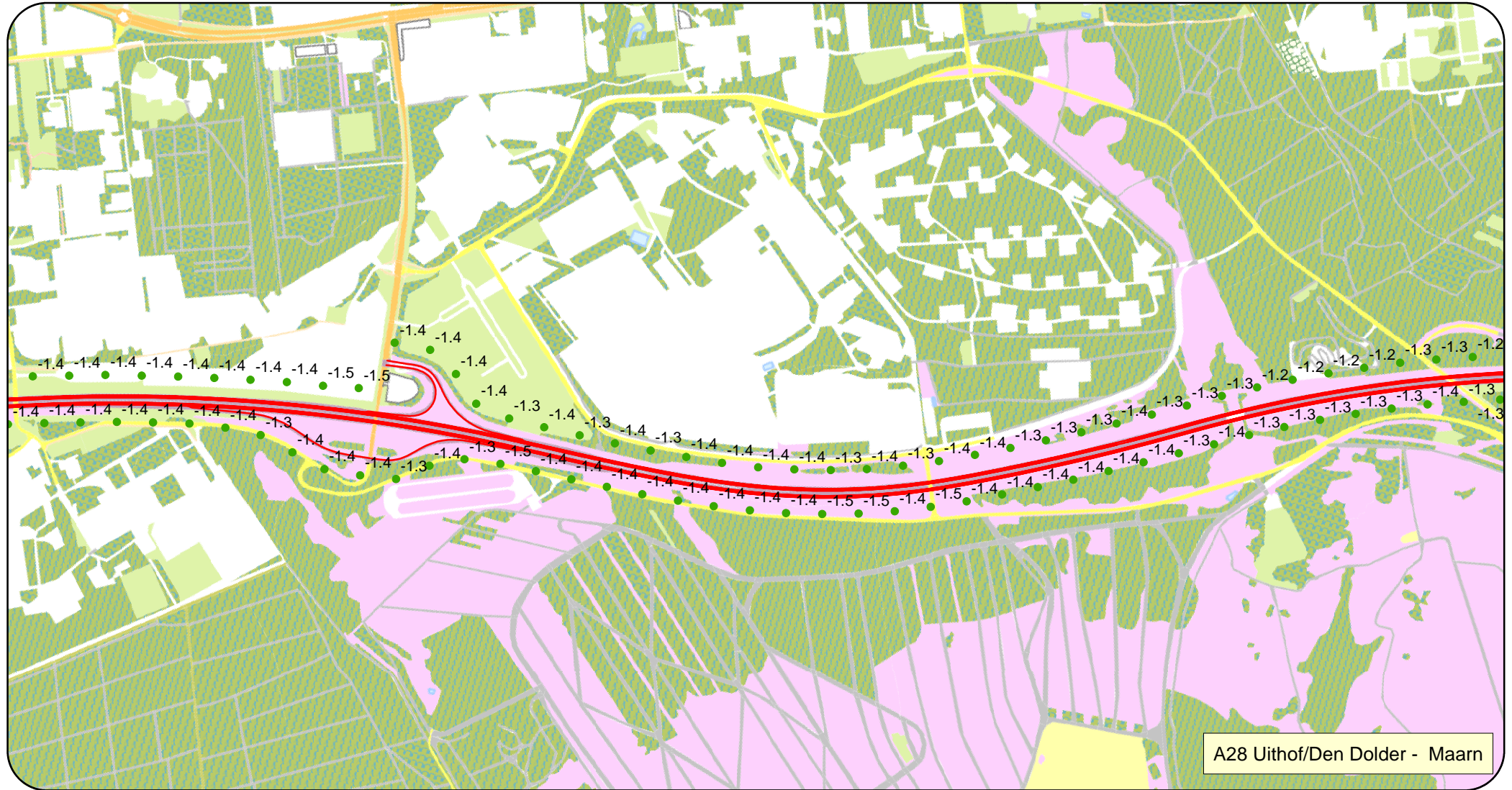




Legenda
Verschil met GPP

- tot en met 0.6 dB onder GPP
 - 0.5 dB onder GPP tot en met 0.3 dB onder GGP
 - 0.2 dB onder GPP tot en met GPP
 - Overschrijding van GPP
- grenzen
 - Rijkswegen





A28 Uithof/Den Dolder - Maarn

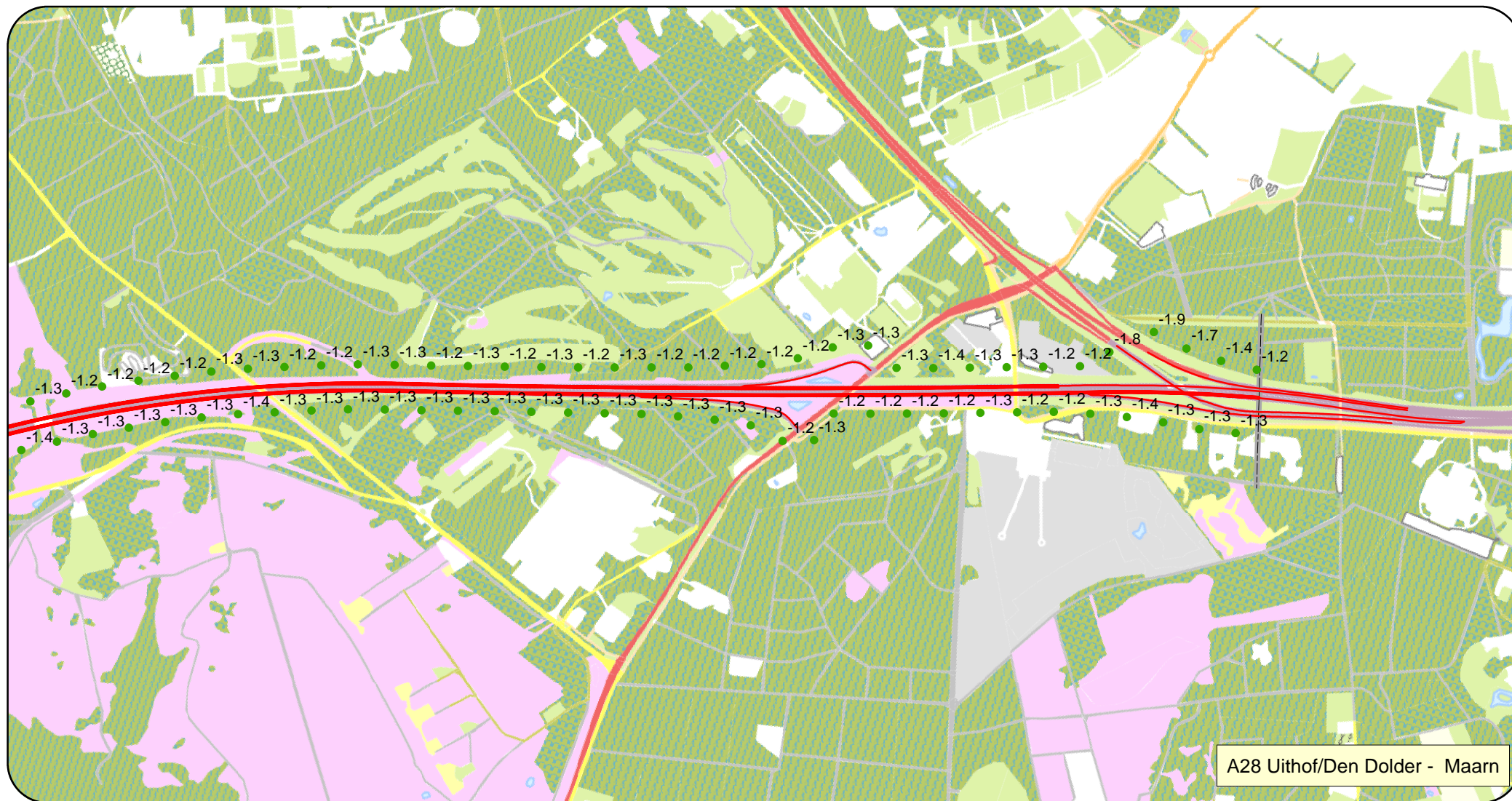
Legenda
Verschil met GPP

- tot en met 0.6 dB onder GPP
- 0.5 dB onder GPP tot en met 0.3 dB onder GGP
- 0.2 dB onder GPP tot en met GPP
- Overschrijding van GPP

— grenzen

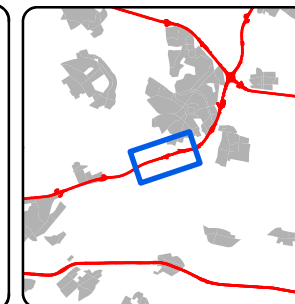

— Rijkswegen

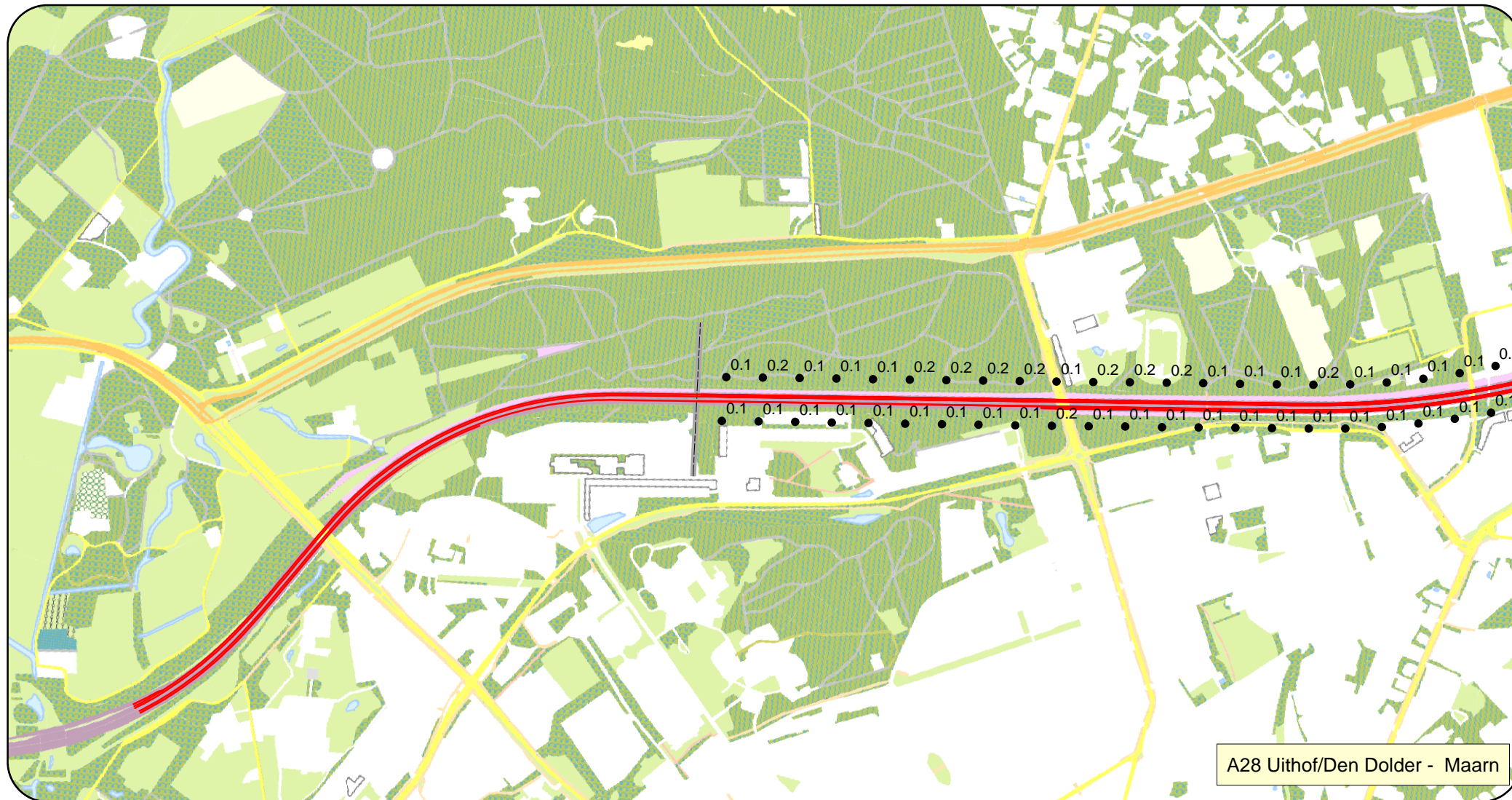
Meters



Legenda
Verschil met GPP

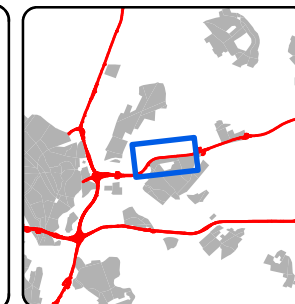

- tot en met 0.6 dB onder GPP
 - 0.5 dB onder GPP tot en met 0.3 dB onder GPP
 - 0.2 dB onder GPP tot en met GPP
 - Overschrijding van GPP
- grenzen
 - Rijkswegen

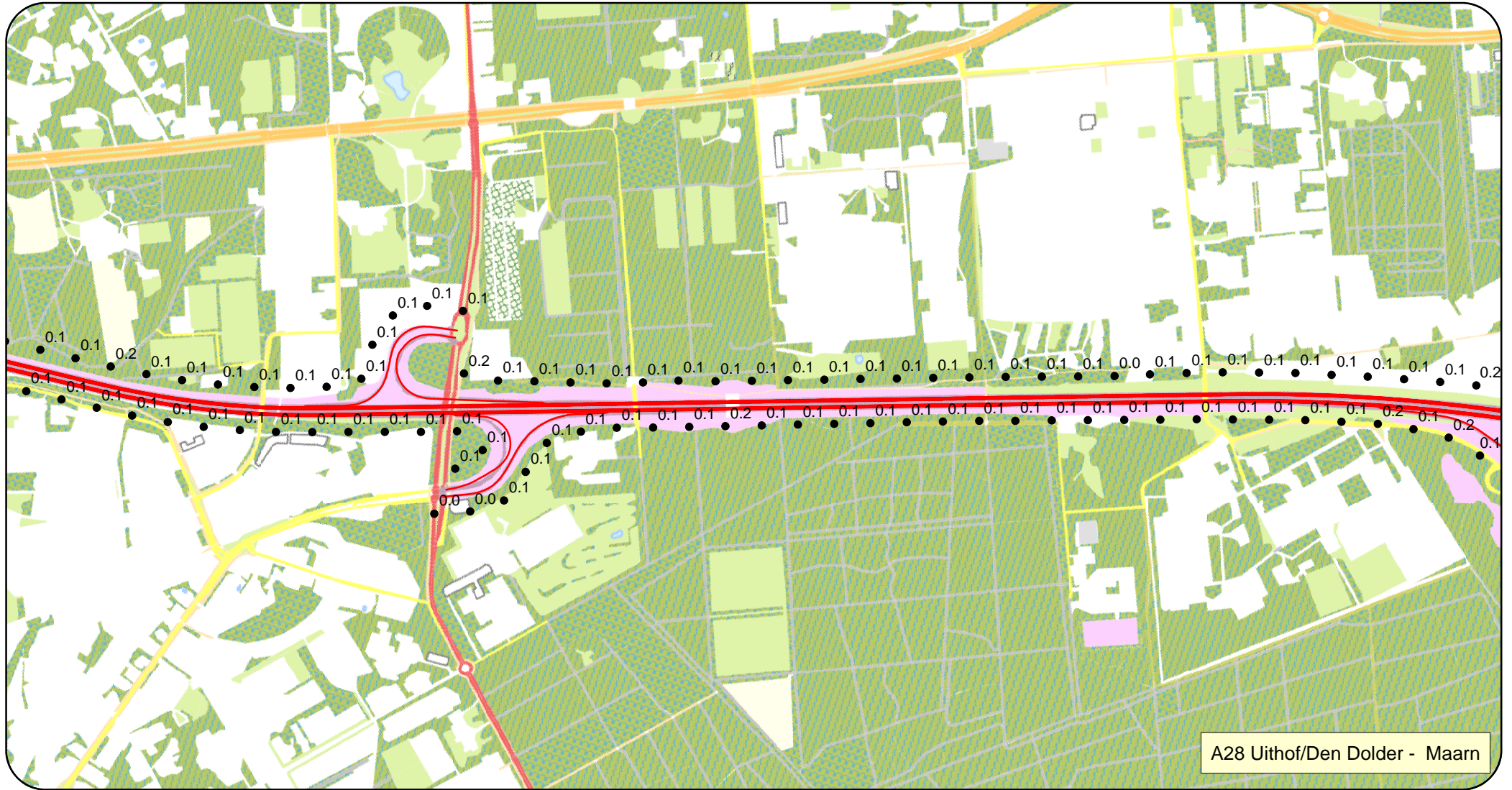




Legenda

- Toename geluidproductie door snelheidsverhoging
- grenzen
- Rijkswegen

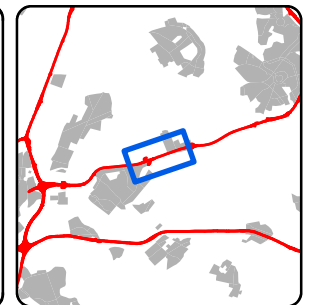



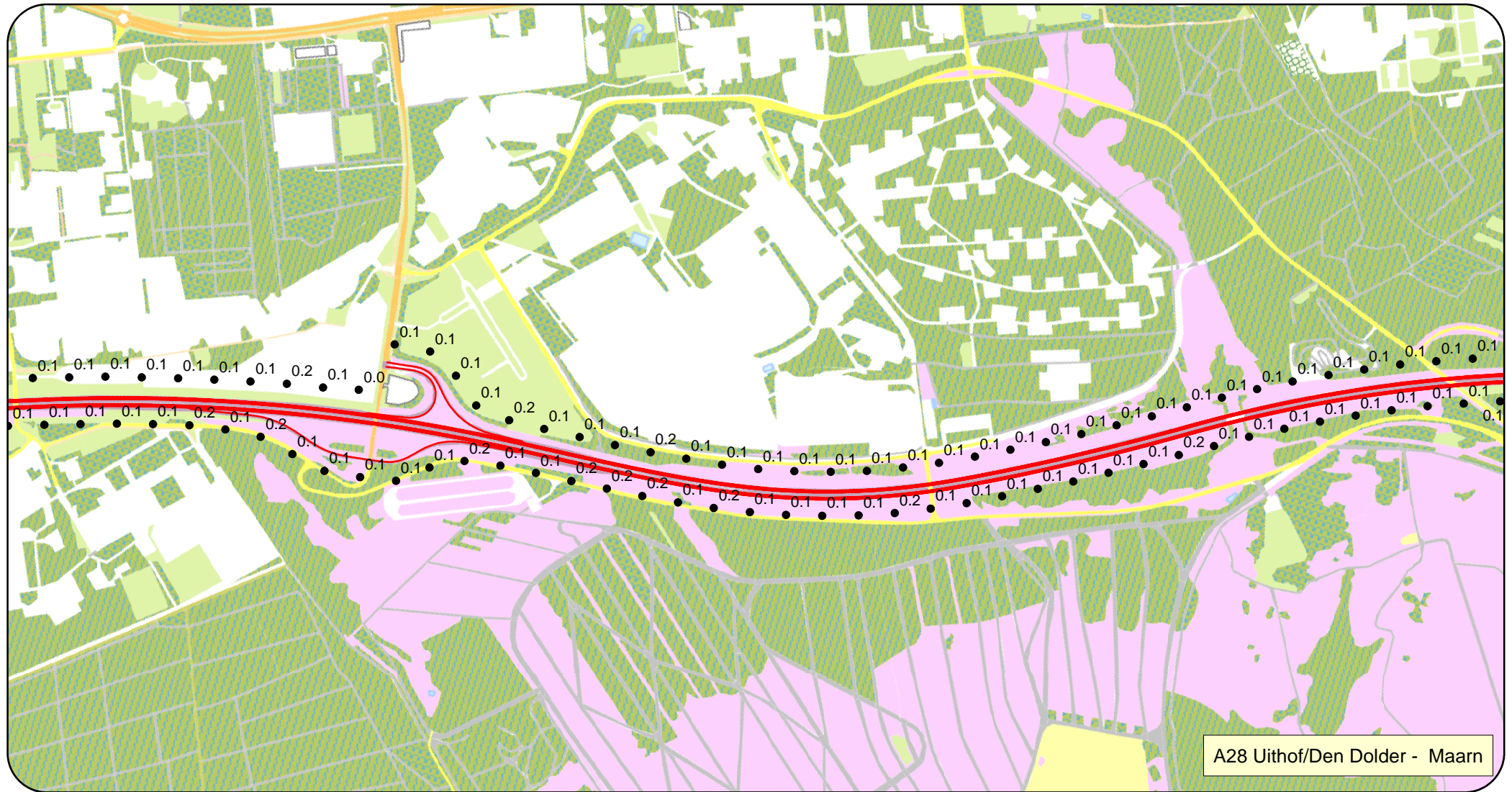


A28 Uithof/Den Dolder - Maarn

Legenda

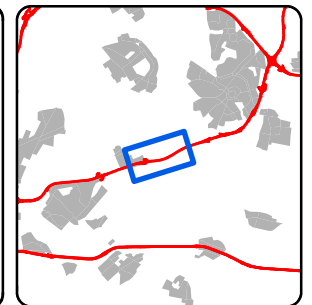

- Toename geluidproductie door snelheidsverhoging
- grenzen
- Rijkswegen

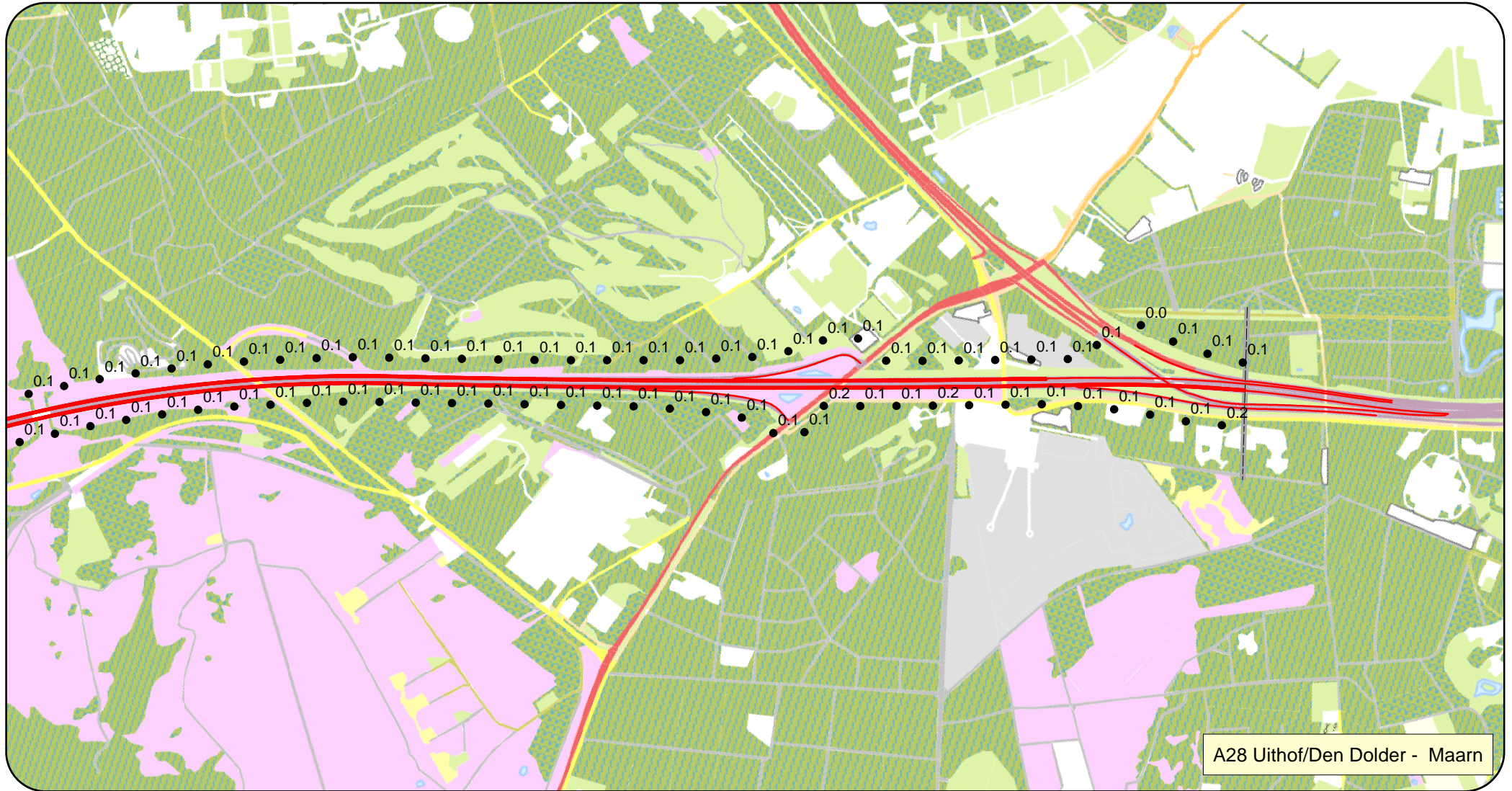




Legenda

- Toename geluidproductie door snelheidsverhoging
- grenzen
- Rijkswegen

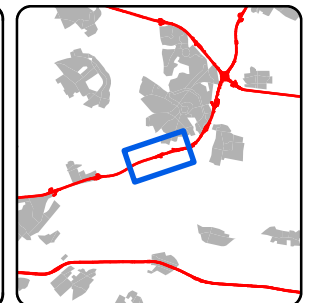





A28 Uithof/Den Dolder - Maarn

Legenda

- Toename geluidproductie door snelheidsverhoging
- grenzen
- Rijkswegen



Akoestisch onderzoek snelheidsverhoging naar 130 km/h in 2016

Overzicht resultaten Traject A28 De Uithof/Den Dolder – Maarn

referentiepunt			Geluidproductie- plafond in dB	Geluidproductie in 2016	
ID	X	Y		Waarde	verschil tov GPP
19637	152309.71	459579.93	69.2	67.9	-1.3
19543	143931.73	457174.93	49.2	47.6	-1.6
19544	144031.27	457184.56	49.1	47.5	-1.6
19545	144130.81	457194.19	49.3	47.7	-1.6
19546	144230.36	457203.69	49.6	47.9	-1.7
19547	144329.92	457213.21	49.6	47.9	-1.7
19548	144429.47	457222.72	50.2	48.5	-1.7
19549	144529.02	457232.23	51.9	50.2	-1.7
19550	144628.57	457241.74	52.1	50.5	-1.6
19551	144728.13	457251.25	53.7	52.1	-1.6
19552	144827.68	457260.75	63.2	61.7	-1.5
19553	144927.14	457270.96	60.6	59.1	-1.5
19554	145026.67	457280.74	60.2	58.7	-1.5
19555	145126.23	457290.10	63.0	61.5	-1.5
19556	145225.71	457300.38	61.8	60.3	-1.5
19557	145325.19	457310.66	57.9	56.3	-1.6
19558	145424.69	457320.65	59.7	58.2	-1.5
19559	145524.20	457330.65	64.1	62.7	-1.4
19560	145623.57	457341.83	63.8	62.4	-1.4
19561	145722.40	457357.00	60.8	59.3	-1.5
19562	145820.35	457377.08	59.5	57.9	-1.6
19563	145917.50	457400.69	67.1	65.6	-1.5
19564	146013.55	457428.49	67.8	66.3	-1.5
19565	146108.19	457460.79	68.3	66.7	-1.6
19566	146202.70	457493.49	68.2	66.7	-1.5
19567	146297.20	457526.20	68.1	66.5	-1.6
19568	146391.71	457558.90	67.7	66.2	-1.5
19569	146485.66	457593.03	67.8	66.4	-1.4
19570	146568.74	457566.79	64.6	63.1	-1.5
19571	146513.97	457493.78	62.1	60.7	-1.4
19573	146499.85	457357.31	58.2	56.7	-1.5
19574	146591.71	457395.23	60.4	58.9	-1.5
19575	146670.25	457454.73	59.9	58.4	-1.5
19576	146700.93	457548.76	62.3	60.9	-1.4
19577	146729.95	457643.42	64.8	63.4	-1.4
19578	146808.62	457703.18	67.4	65.9	-1.5
19579	146899.05	457745.38	68.4	66.9	-1.5
19580	146993.31	457778.77	68.2	66.8	-1.4
19581	147087.26	457813.04	68.4	66.9	-1.5
19582	147181.11	457847.58	68.2	66.8	-1.4
19583	147274.97	457882.12	68.3	66.8	-1.5
19584	147368.82	457916.65	68.3	66.8	-1.5
19585	147462.66	457951.21	68.4	66.9	-1.5
19586	147556.52	457985.75	68.5	67.0	-1.5
19587	147650.37	458020.28	68.5	67.0	-1.5
19588	147744.22	458054.81	68.4	67.0	-1.4

Akoestisch onderzoek snelheidsverhoging naar 130 km/h in 2016

Overzicht resultaten Traject A28 De Uithof/Den Dolder – Maarn

referentiepunt			Geluidproductie- plafond in dB	Geluidproductie in 2016	
ID	X	Y		Waarde	verschil tov GPP
19589	147838.19	458089.03	68.3	66.9	-1.4
19590	147932.61	458121.95	68.3	66.9	-1.4
19591	148026.91	458155.26	68.3	66.8	-1.5
19592	148121.21	458188.55	68.0	66.6	-1.4
19593	148215.51	458221.85	68.1	66.7	-1.4
19594	148309.81	458255.14	67.9	66.5	-1.4
19595	148404.05	458288.61	67.7	66.3	-1.4
19596	148498.68	458320.93	67.5	66.1	-1.4
19597	148593.51	458352.68	67.2	65.8	-1.4
19598	148688.54	458383.80	67.4	66.0	-1.4
19599	148784.33	458412.54	67.3	65.9	-1.4
19600	148880.65	458439.36	67.4	66.0	-1.4
19601	148978.93	458457.71	66.6	65.2	-1.4
19602	149078.01	458467.25	65.1	63.8	-1.3
19603	149175.78	458448.33	62.7	61.3	-1.4
19604	149273.80	458430.14	61.2	59.8	-1.4
19605	149372.59	458442.94	60.7	59.3	-1.4
19606	149470.14	458463.12	60.7	59.4	-1.3
19607	149547.01	458525.82	63.3	61.9	-1.4
19608	149633.89	458571.45	66.3	65.0	-1.3
19609	149732.40	458588.68	67.1	65.6	-1.5
19610	149831.82	458598.34	67.1	65.7	-1.4
19611	149931.48	458606.59	67.0	65.6	-1.4
19612	150031.08	458615.50	66.9	65.5	-1.4
19613	150130.57	458625.61	67.0	65.6	-1.4
19614	150229.83	458637.73	67.1	65.7	-1.4
19615	150328.74	458652.48	67.2	65.8	-1.4
19616	150426.93	458671.27	67.6	66.2	-1.4
19617	150524.28	458694.01	67.9	66.5	-1.4
19618	150620.43	458721.48	68.0	66.5	-1.5
19619	150715.50	458752.50	68.0	66.5	-1.5
19620	150808.84	458788.30	68.3	66.9	-1.4
19621	150900.09	458829.22	69.4	67.9	-1.5
19622	150990.00	458872.99	69.7	68.3	-1.4
19623	151077.75	458920.94	70.1	68.7	-1.4
19624	151165.25	458969.36	70.1	68.7	-1.4
19625	151252.72	459017.85	70.0	68.6	-1.4
19626	151338.10	459069.92	70.2	68.8	-1.4
19627	151423.43	459122.06	69.9	68.5	-1.4
19628	151508.76	459174.22	69.9	68.6	-1.3
19629	151593.66	459227.07	69.7	68.3	-1.4
19630	151678.64	459279.76	69.8	68.5	-1.3
19631	151764.86	459330.44	69.9	68.6	-1.3
19632	151852.73	459378.12	69.7	68.4	-1.3
19633	151941.80	459423.59	69.6	68.3	-1.3
19634	152031.91	459466.95	69.9	68.6	-1.3

Akoestisch onderzoek snelheidsverhoging naar 130 km/h in 2016

Overzicht resultaten Traject A28 De Uithof/Den Dolder – Maarn

referentiepunt			Geluidproductie- plafond in dB	Geluidproductie in 2016	
ID	X	Y		Waarde	verschil tov GPP
19635	152123.38	459507.27	69.8	68.4	-1.4
19636	152216.51	459543.68	69.4	68.1	-1.3
19638	152403.52	459614.60	69.1	67.8	-1.3
19639	152498.47	459645.91	70.1	68.8	-1.3
19640	152593.80	459676.12	70.0	68.7	-1.3
19641	152689.14	459706.34	70.1	68.8	-1.3
19642	152784.47	459736.56	69.6	68.3	-1.3
19643	152879.80	459766.77	69.3	68.0	-1.3
19644	152975.26	459796.57	69.0	67.7	-1.3
19645	153070.75	459826.31	69.0	67.7	-1.3
19646	153166.04	459856.62	69.1	67.8	-1.3
19647	153262.71	459881.85	68.5	67.2	-1.3
19648	153360.09	459904.45	67.4	66.1	-1.3
19649	153458.56	459921.62	65.7	64.4	-1.3
19650	153554.60	459908.34	62.2	61.0	-1.2
19651	153634.86	459937.92	61.2	59.9	-1.3
19652	153662.92	460023.55	66.3	65.1	-1.2
19653	153757.91	460054.78	62.5	61.3	-1.2
19654	153852.54	460087.13	61.2	60.0	-1.2
19655	153947.09	460119.69	60.2	59.0	-1.2
19656	154041.66	460152.23	60.8	59.5	-1.3
19657	154136.03	460185.28	66.9	65.7	-1.2
19658	154230.42	460218.30	66.3	65.1	-1.2
19659	154326.72	460244.88	62.1	60.8	-1.3
19660	154424.04	460267.86	58.5	57.1	-1.4
19661	154522.42	460285.56	54.9	53.6	-1.3
19662	154621.50	460299.11	54.6	53.3	-1.3
19663	154719.06	460320.75	56.8	55.5	-1.3
23787	154718.92	460502.78	67.2	66.0	-1.2
23788	154619.20	460494.99	65.5	64.1	-1.4
23789	154519.21	460496.74	63.7	62.0	-1.7
23790	154420.27	460511.37	61.4	59.5	-1.9
23792	154322.50	460421.17	65.2	63.4	-1.8
23793	154259.04	460358.58	65.9	64.7	-1.2
23794	154164.37	460326.12	65.9	64.7	-1.2
23795	154069.91	460293.13	61.8	60.5	-1.3
23796	153975.39	460260.24	57.8	56.5	-1.3
23797	153880.88	460227.34	58.6	57.2	-1.4
23798	153785.97	460196.04	59.5	58.2	-1.3
23799	153693.04	460229.20	60.7	59.4	-1.3
23800	153603.03	460193.85	62.8	61.5	-1.3
23801	153521.95	460135.33	65.0	63.8	-1.2
23802	153433.28	460089.15	66.6	65.4	-1.2
23803	153340.01	460052.99	67.6	66.4	-1.2
23804	153246.73	460017.40	68.5	67.3	-1.2
23805	153151.83	459985.63	68.4	67.2	-1.2

Akoestisch onderzoek snelheidsverhoging naar 130 km/h in 2016

Overzicht resultaten Traject A28 De Uithof/Den Dolder – Maarn

referentiepunt			Geluidproductie- plafond in dB	Geluidproductie in 2016	
ID	X	Y		Waarde	verschil tov GPP
23806	153056.93	459953.87	68.7	67.4	-1.3
23807	152962.03	459922.10	68.8	67.6	-1.2
23808	152866.87	459891.12	68.9	67.6	-1.3
23809	152771.57	459860.58	69.3	68.1	-1.2
23810	152676.15	459830.41	70.0	68.7	-1.3
23811	152580.73	459800.25	70.3	69.1	-1.2
23812	152485.31	459770.07	70.7	69.4	-1.3
23813	152390.04	459739.45	69.8	68.5	-1.3
23814	152295.84	459705.68	69.5	68.3	-1.2
23815	152202.51	459669.55	69.6	68.4	-1.2
23816	152109.39	459632.91	69.5	68.2	-1.3
23817	152017.02	459594.45	68.7	67.4	-1.3
23818	151926.39	459552.02	69.3	68.1	-1.2
23819	151836.75	459507.52	69.4	68.2	-1.2
23820	151747.94	459461.44	69.2	68.0	-1.2
23821	151660.83	459412.19	69.4	68.2	-1.2
23822	151575.08	459360.61	69.7	68.4	-1.3
23823	151490.70	459306.80	69.8	68.5	-1.3
23824	151405.70	459253.98	69.6	68.3	-1.3
23825	151320.41	459201.64	69.6	68.2	-1.4
23826	151235.04	459149.41	69.6	68.3	-1.3
23827	151148.54	459099.12	69.4	68.1	-1.3
23828	151061.22	459050.23	69.4	68.1	-1.3
23829	150973.42	459002.21	69.2	67.8	-1.4
23830	150884.26	458956.79	68.7	67.3	-1.4
23831	150793.42	458914.88	67.3	66.0	-1.3
23832	150701.09	458876.39	67.0	65.6	-1.4
23833	150606.44	458843.91	66.9	65.6	-1.3
23834	150510.33	458816.02	67.2	65.8	-1.4
23835	150413.36	458791.45	67.4	66.0	-1.4
23836	150314.98	458773.24	67.2	65.8	-1.4
23837	150215.78	458760.04	67.1	65.7	-1.4
23838	150116.52	458747.29	66.9	65.6	-1.3
23839	150016.97	458737.24	67.2	65.8	-1.4
23840	149917.24	458728.88	67.1	65.8	-1.3
23841	149817.48	458720.93	67.1	65.7	-1.4
23842	149717.77	458715.42	67.0	65.7	-1.3
23843	149619.26	458726.96	65.2	63.8	-1.4
23844	149541.63	458788.57	61.1	59.7	-1.4
23845	149454.08	458831.01	58.9	57.5	-1.4
23846	149354.80	458820.71	57.7	56.3	-1.4
23848	149297.45	458672.01	54.0	52.5	-1.5
23849	149201.11	458648.66	56.0	54.5	-1.5
23850	149103.11	458628.41	56.1	54.7	-1.4
23851	149005.91	458604.61	56.4	55.0	-1.4
23852	148909.02	458579.57	56.6	55.2	-1.4

Akoestisch onderzoek snelheidsverhoging naar 130 km/h in 2016

Overzicht resultaten Traject A28 De Uithof/Den Dolder – Maarn

referentiepunt			Geluidproductie- plafond in dB	Geluidproductie in 2016	
ID	X	Y		Waarde	verschil tov GPP
23853	148812.35	458553.68	57.2	55.8	-1.4
23854	148716.17	458526.04	57.5	56.1	-1.4
23855	148620.08	458498.06	57.6	56.2	-1.4
23856	148525.14	458466.45	58.4	57.0	-1.4
23857	148430.28	458434.55	59.9	58.5	-1.4
23858	148336.50	458400.26	58.1	56.7	-1.4
23859	148242.10	458363.87	55.2	53.7	-1.5
23860	148150.87	458327.48	55.3	53.8	-1.5
23861	148056.47	458294.27	55.7	54.2	-1.5
23862	147962.06	458261.07	56.3	54.8	-1.5
23863	147867.66	458227.85	56.0	54.5	-1.5
23864	147773.44	458194.13	58.5	57.0	-1.5
23865	147679.35	458160.02	56.8	55.3	-1.5
23866	147585.27	458125.91	55.0	53.5	-1.5
23867	147491.18	458091.82	54.4	52.9	-1.5
23868	147397.09	458057.72	52.9	51.4	-1.5
23869	147303.01	458023.60	53.4	51.9	-1.5
23870	147208.93	457989.49	56.1	54.6	-1.5
23871	147114.84	457955.39	56.1	54.6	-1.5
23872	147017.58	457924.47	57.2	55.7	-1.5
23873	146926.63	457887.28	66.9	65.5	-1.4
23874	146832.79	457852.55	67.2	65.7	-1.5
23875	146737.46	457822.53	66.8	65.3	-1.5
23876	146641.96	457792.66	66.3	64.9	-1.4
23877	146546.59	457762.31	66.1	64.7	-1.4
23878	146451.14	457750.06	64.1	62.7	-1.4
23880	146392.61	457912.44	58.5	56.9	-1.6
23881	146294.61	457893.16	58.5	56.9	-1.6
23882	146213.60	457837.22	60.4	58.6	-1.8
23883	146186.56	457742.97	61.9	60.3	-1.6
23884	146188.48	457643.80	64.8	63.4	-1.4
23885	146105.15	457591.98	66.7	65.3	-1.4
23886	146011.72	457556.65	66.9	65.4	-1.5
23887	145916.51	457525.91	67.4	65.9	-1.5

Akoestisch onderzoek snelheidsverhoging naar 130 km/h in 2016

Overzicht resultaten Traject A28 De Uithof/Den Dolder – Maarn

referentiepunt			Geluidproductie- plafond in dB	Geluidproductie in 2016	
ID	X	Y		Waarde	verschil tov GPP
23888	145819.80	457500.30	67.7	66.2	-1.5
23889	145722.00	457479.20	67.8	66.3	-1.5
23890	145623.29	457462.83	67.9	66.4	-1.5
23891	145523.96	457450.70	67.7	66.3	-1.4
23892	145424.36	457440.97	67.6	66.1	-1.5
23893	145324.76	457431.29	67.7	66.2	-1.5
23894	145225.15	457421.62	67.7	66.2	-1.5
23895	145125.54	457411.95	67.8	66.4	-1.4
23896	145025.93	457402.27	67.8	66.4	-1.4
23897	144926.37	457392.16	68.1	66.7	-1.4
23898	144826.82	457382.02	68.8	67.3	-1.5
23899	144727.24	457372.11	69.0	67.6	-1.4
23900	144627.63	457362.51	69.1	67.6	-1.5
23901	144528.02	457352.88	69.1	67.7	-1.4
23902	144428.41	457343.25	69.5	68.1	-1.4
23903	144328.79	457333.64	69.4	67.9	-1.5
23904	144229.18	457324.03	69.0	67.5	-1.5
23905	144129.57	457314.40	69.1	67.6	-1.5
23906	144029.95	457304.79	69.3	67.9	-1.4
23907	143930.34	457295.17	69.4	67.9	-1.5