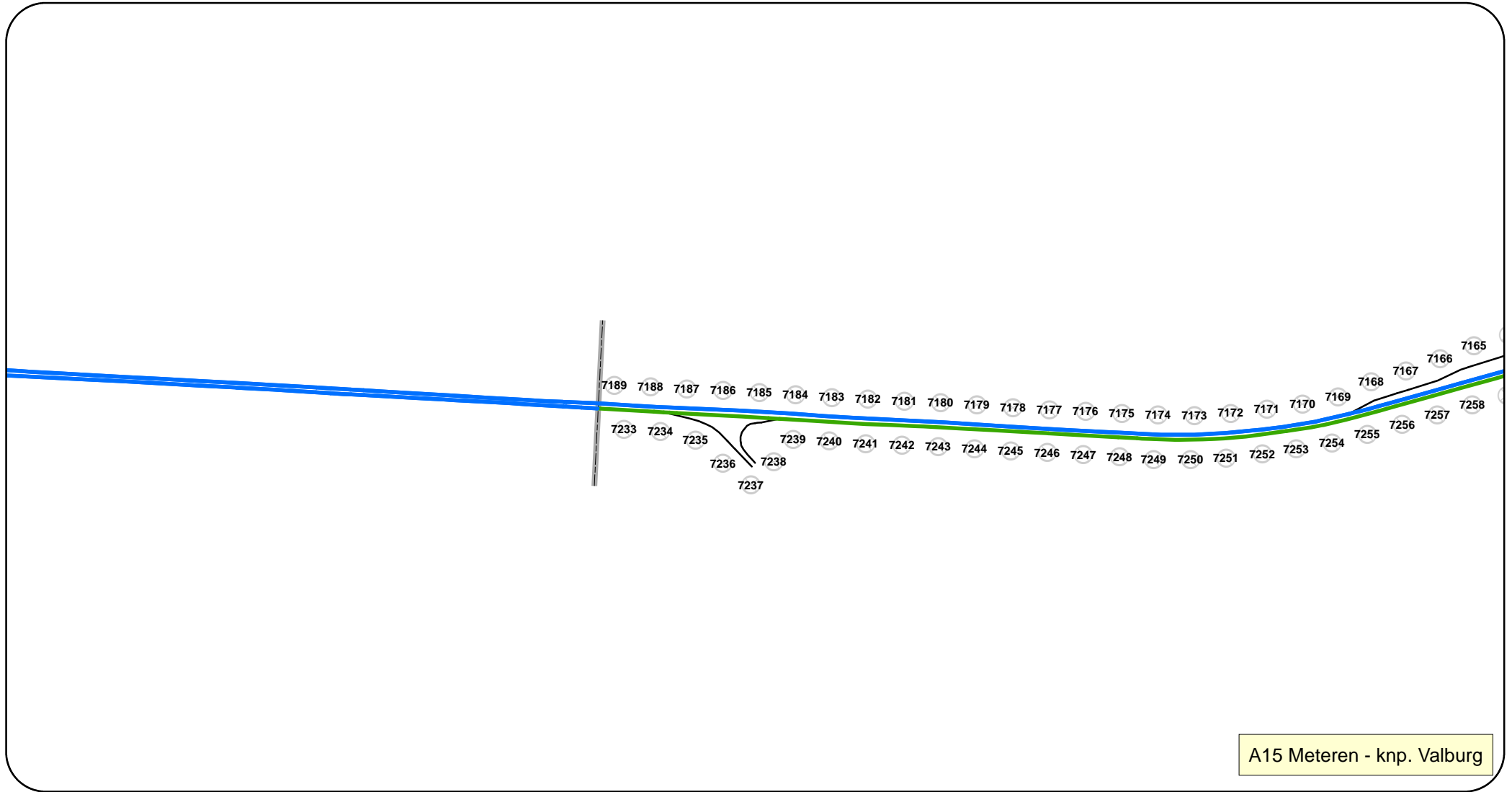


## Bijlage 4

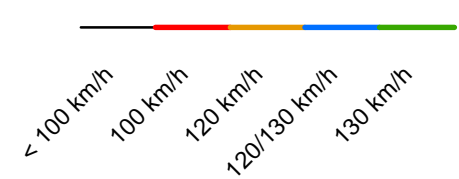
Titel

Traject A15 Meteren - knooppunt Valburg



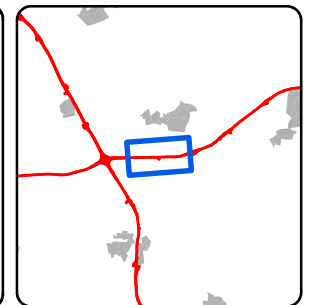
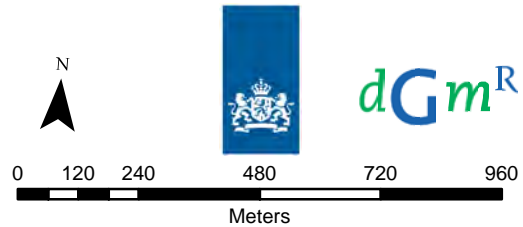
**Legenda**

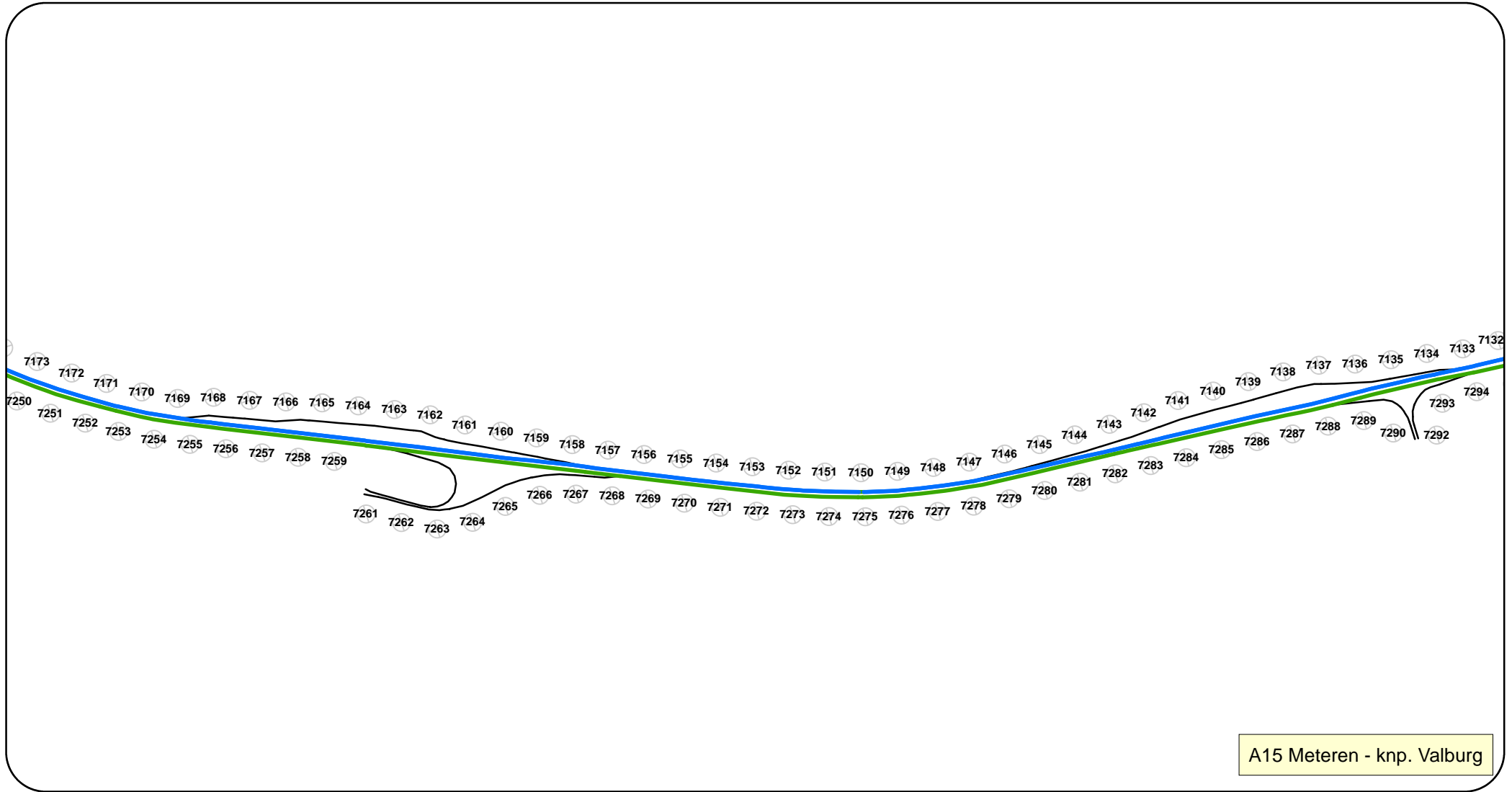
**Snelheidsbeeld na snelheidsverhoging**



— grenzen

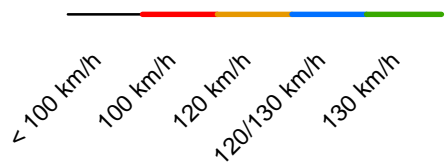
⊗ Referentiepunt



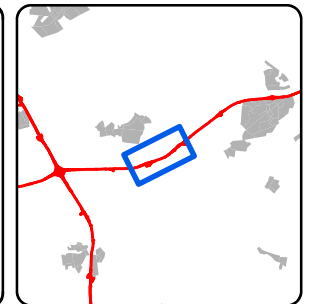




**Legenda**

**Snelheidsbeeld na snelheidsverhoging**



- grenzen
- ⊗ Referentiepunt

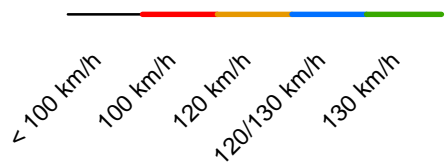




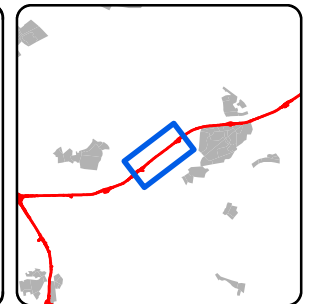
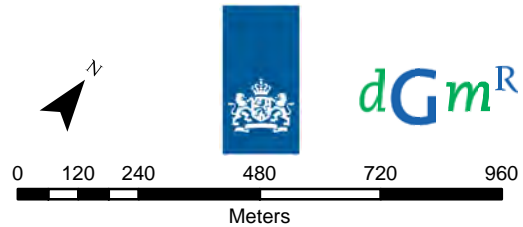
A15 Meteren - knp. Valburg


**Legenda**

**Snelheidsbeeld na snelheidsverhoging**

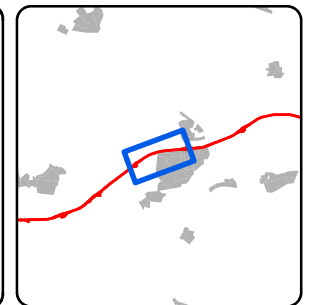

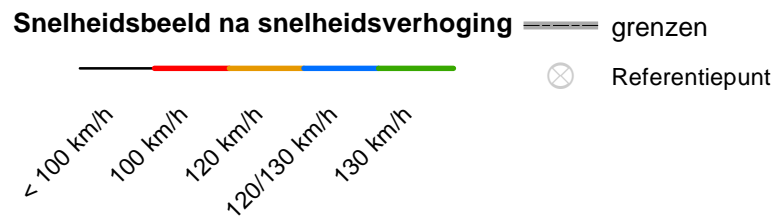



- grenzen
- ⊗ Referentiepunt





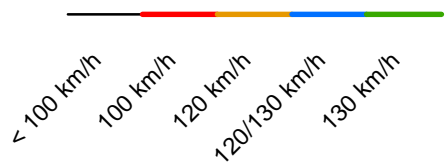
**Legenda**



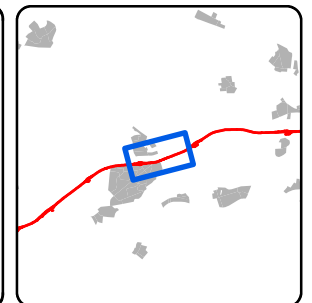




**Legenda**

**Snelheidsbeeld na snelheidsverhoging**



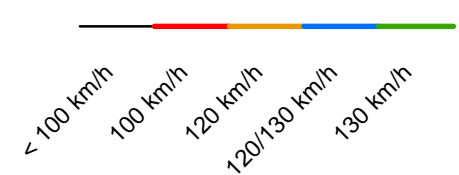
- grenzen
- ⊗ Referentiepunt



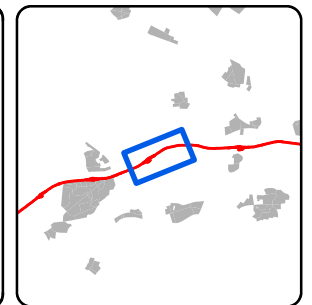
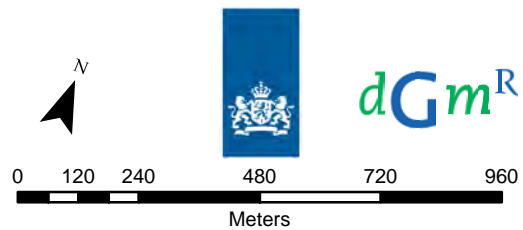



**Legenda**

**Snelheidsbeeld na snelheidsverhoging**



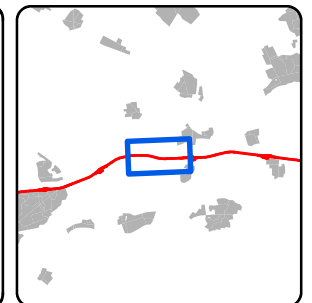

- grenzen
- ⊗ Referentiepunt



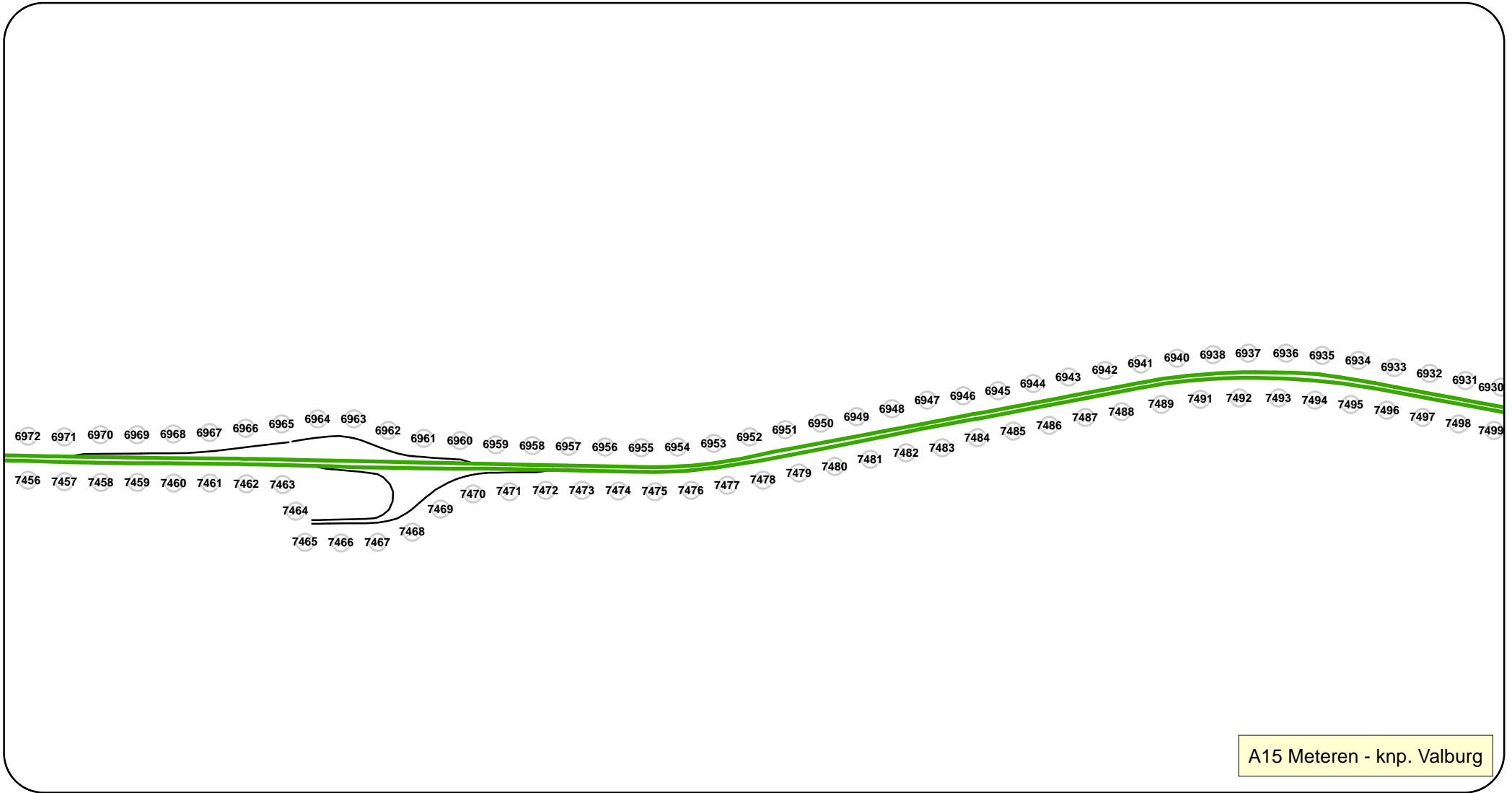


**Legenda**

**Snelheidsbeeld na snelheidsverhoging**

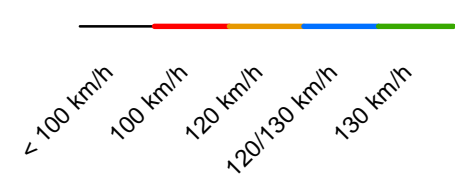




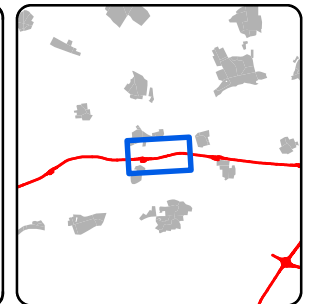



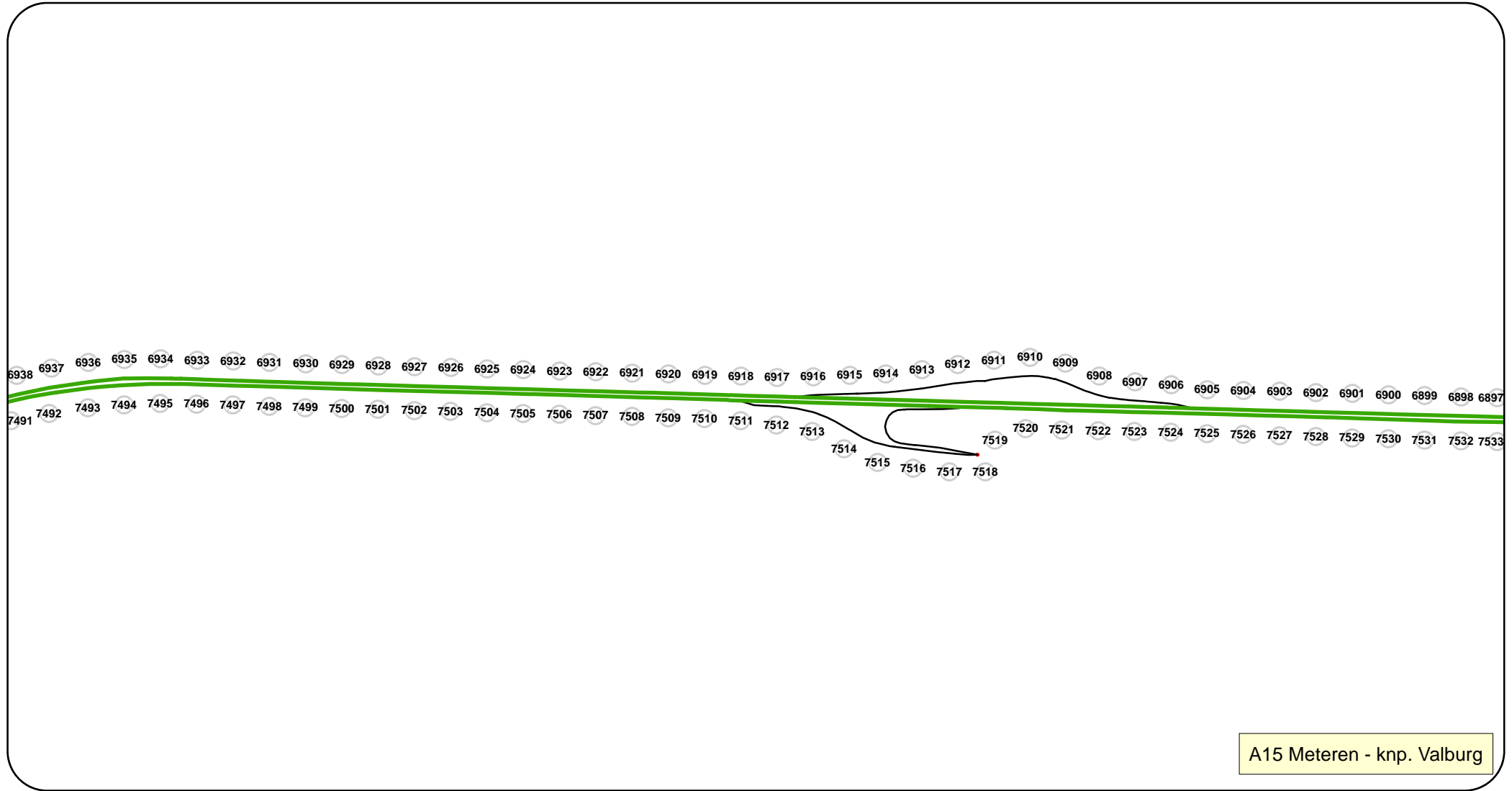
**Legenda**

**Snelheidsbeeld na snelheidsverhoging**



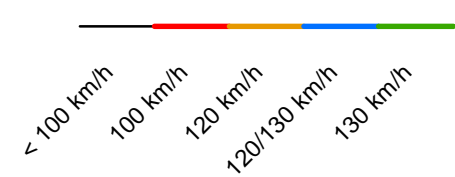
- grenzen
- ⊗ Referentiepunt



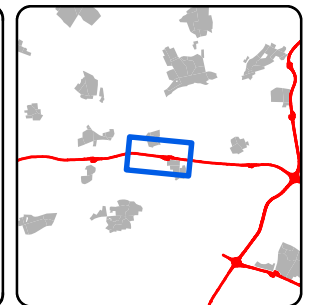
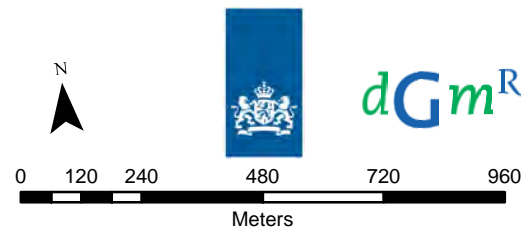



**Legenda**

**Snelheidsbeeld na snelheidsverhoging**



- grenzen
- ⊗ Referentiepunt

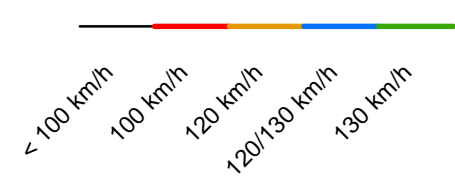




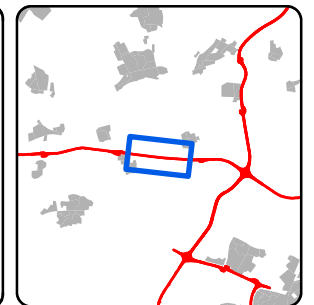

A15 Meteren - knp. Valburg

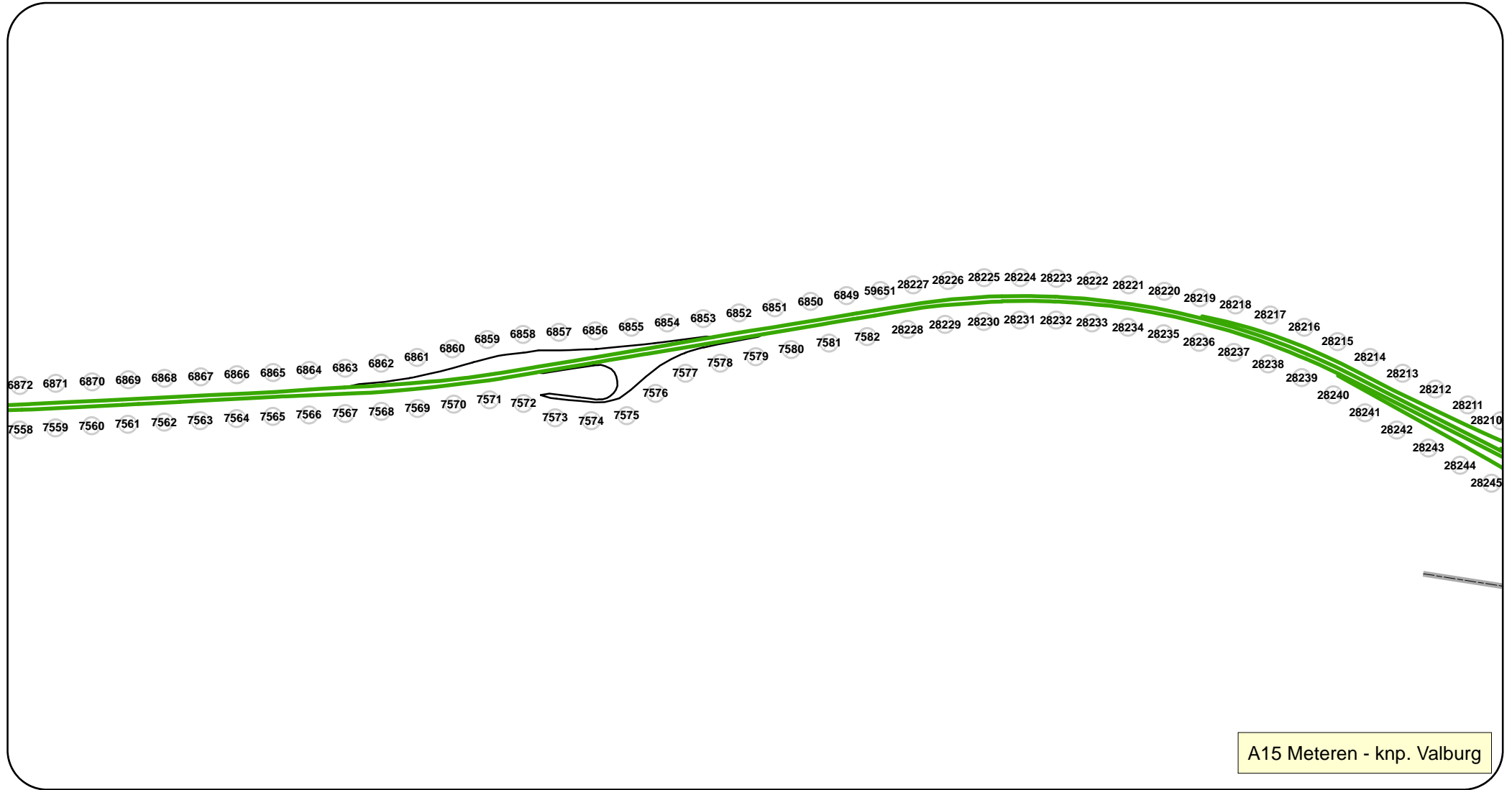
**Legenda**

**Snelheidsbeeld na snelheidsverhoging**



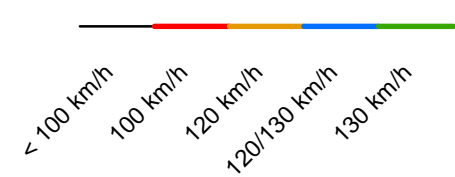
- grenzen
- ⊗ Referentiepunt



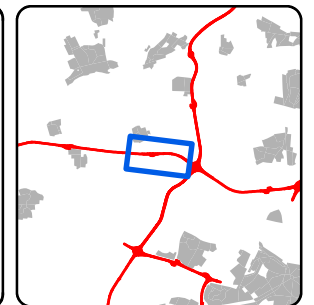



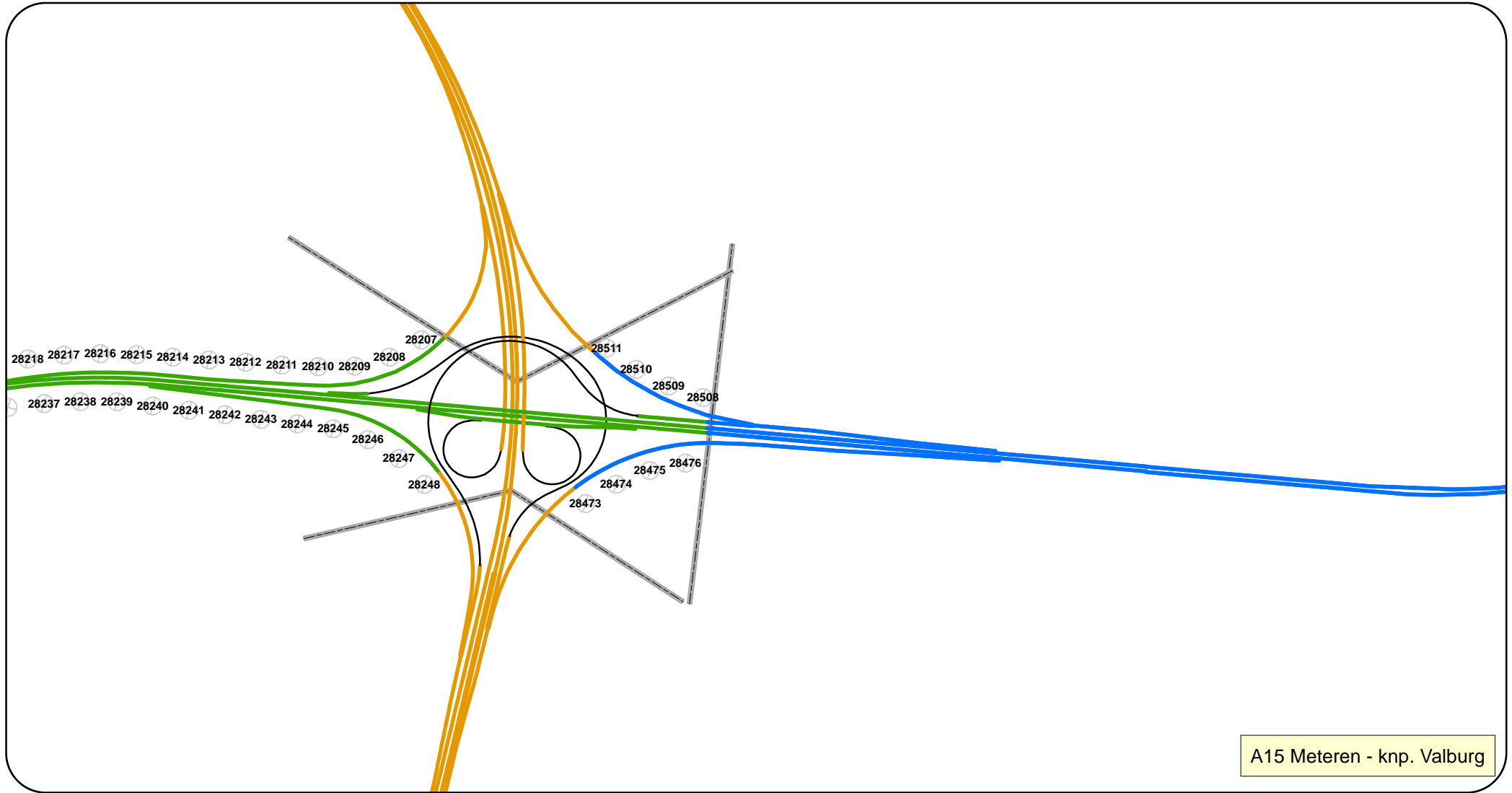
**Legenda**

**Snelheidsbeeld na snelheidsverhoging**



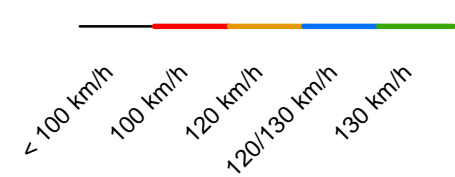
- grenzen
- ⊗ Referentiepunt



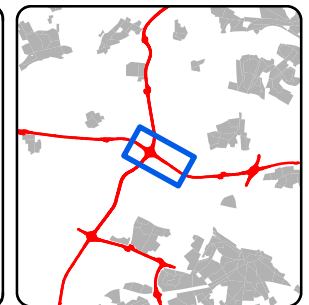




**Legenda**

**Snelheidsbeeld na snelheidsverhoging**



- grenzen
- ⊗ Referentiepunt



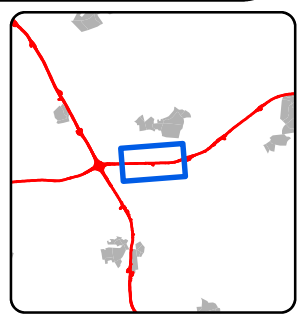


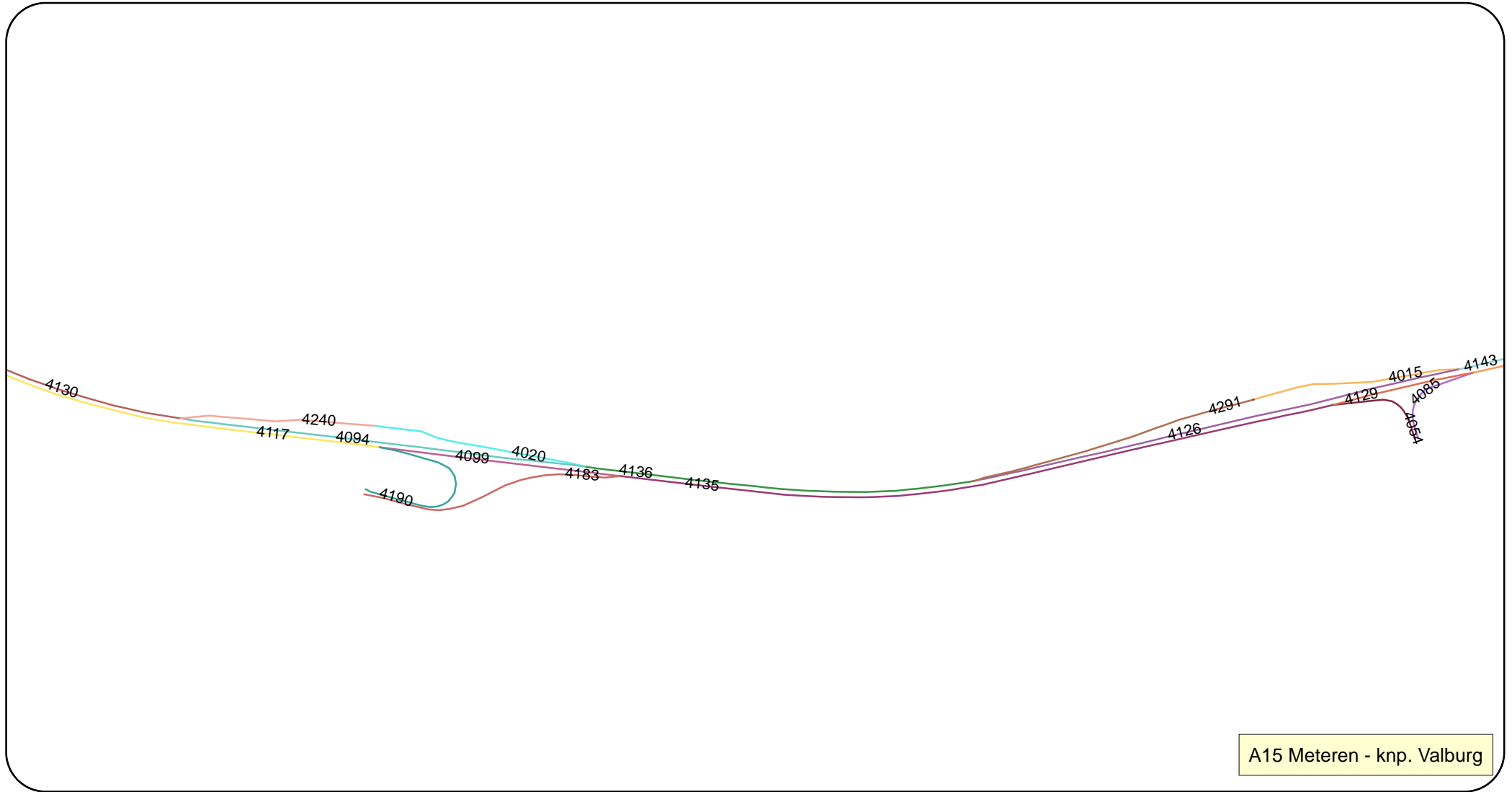
A15 Meteren - knp. Valburg

**Legenda**

— grenzen

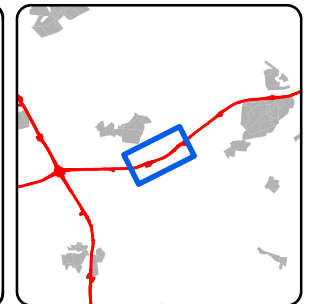

0 120 240 480 720 960  
Meters

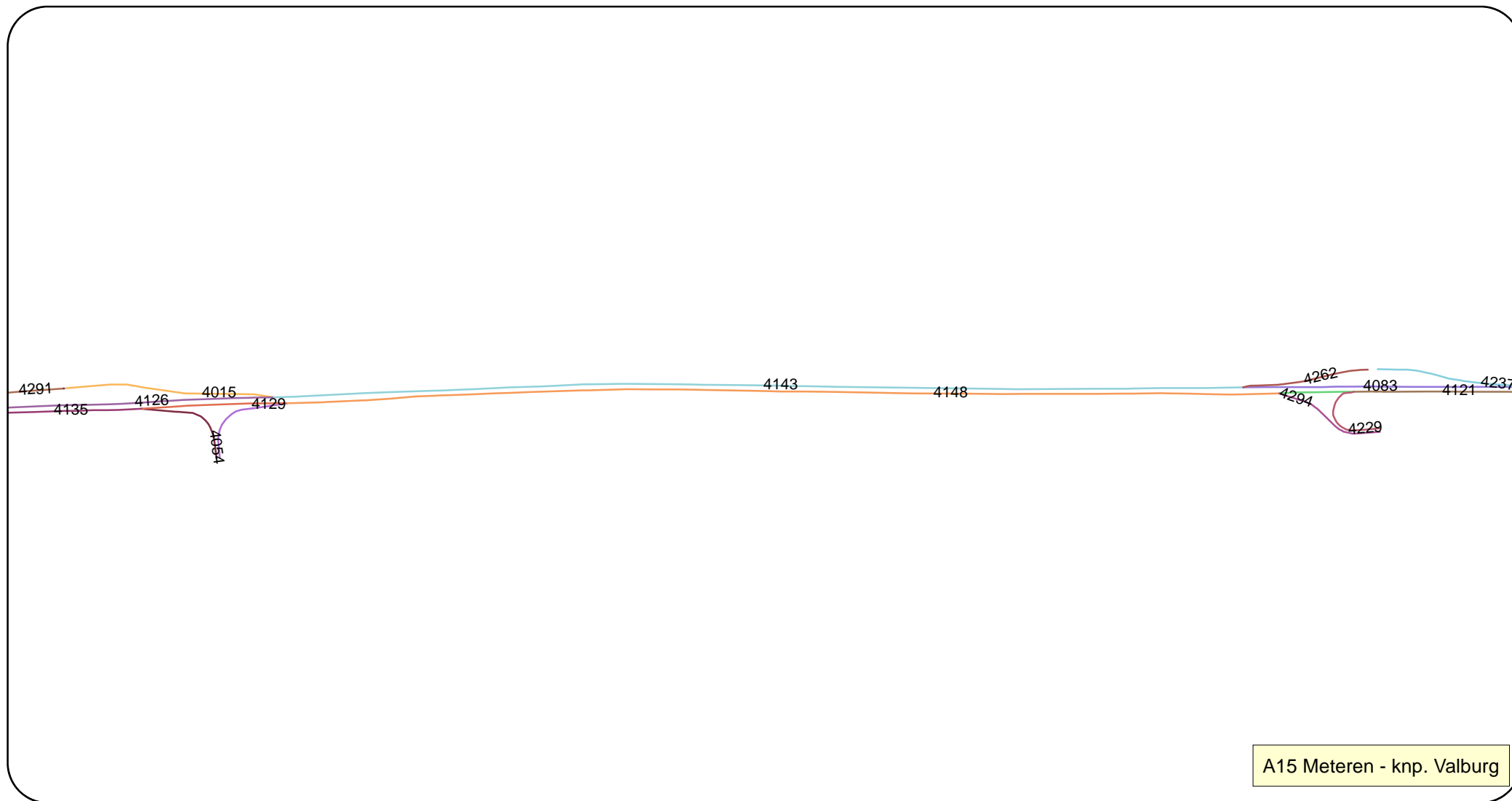




**Legenda**

— grenzen






**Legenda**

— grenzen

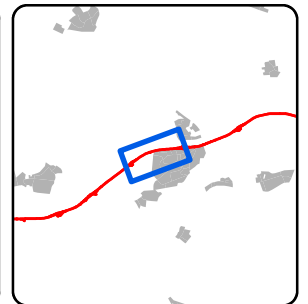

0 120 240 480 720 960  
Meters






**Legenda**

— grenzen

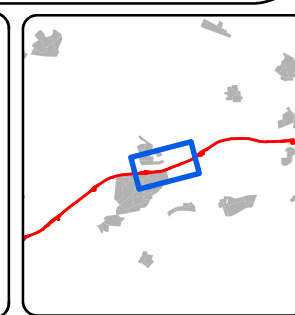





**Legenda**

— grenzen

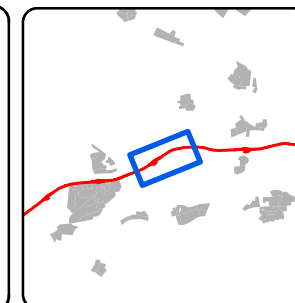

0 120 240 480 720 960  
Meters






**Legenda**

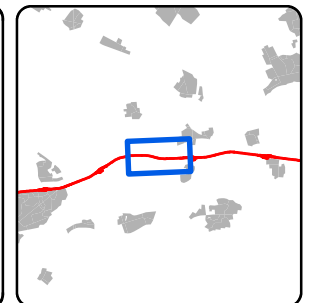

— grenzen






**Legenda**

— grenzen





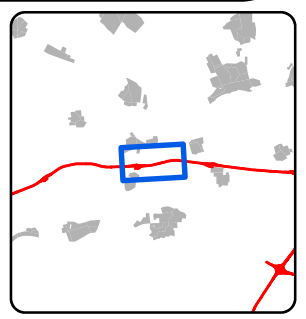
A15 Meteren - knp. Valburg


**Legenda**

— grenzen

A north arrow pointing upwards, labeled 'N'. Below it is a scale bar with markings at 0, 120, 240, 480, 720, and 960 meters.

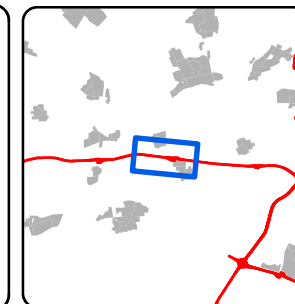

The logo of the Dutch government (a blue square with a white coat of arms) and the logo 'dGm<sup>R</sup>' in green and blue text.

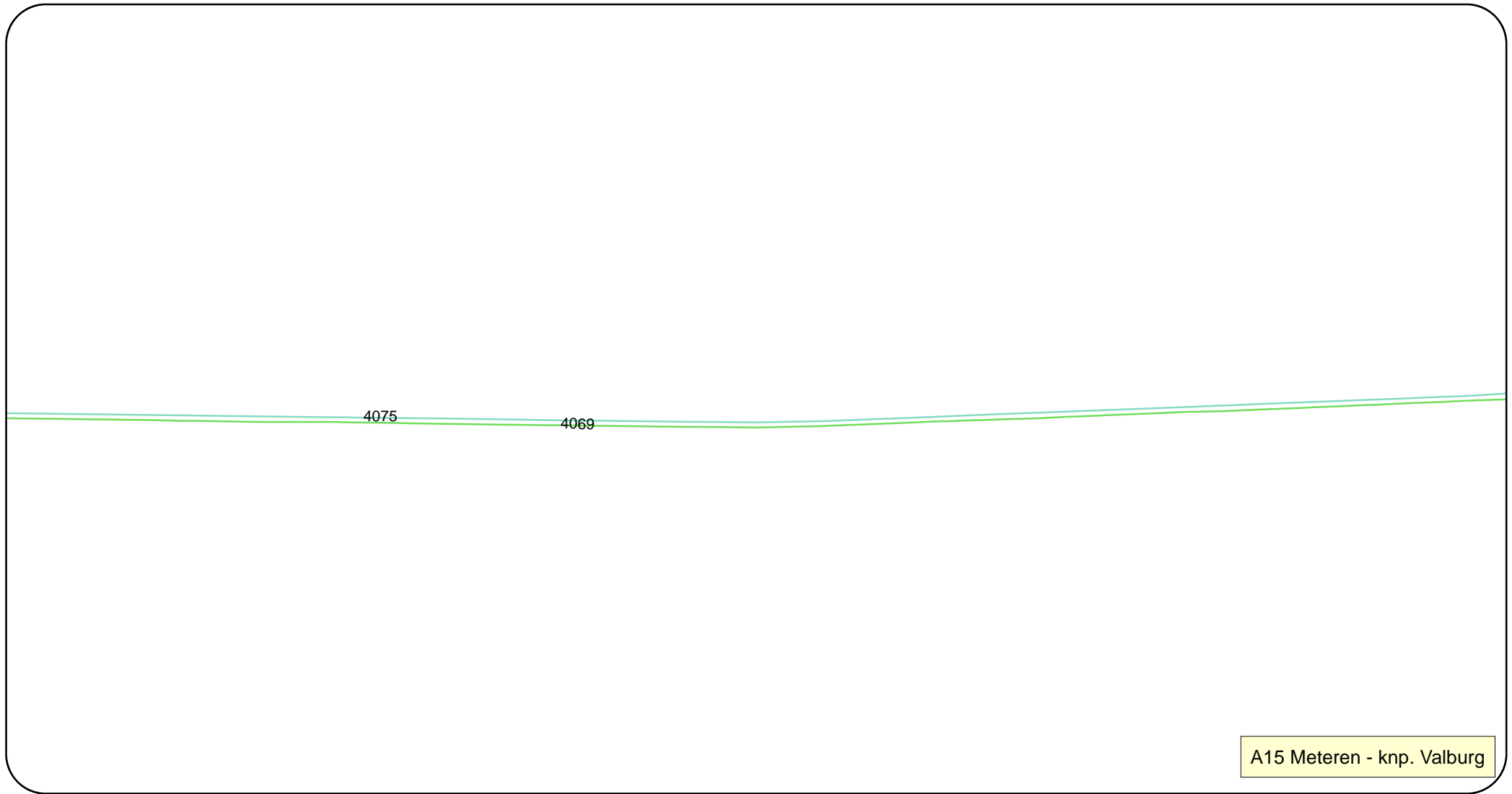




**Legenda**

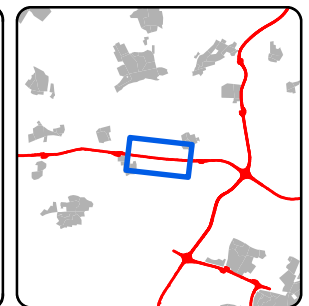
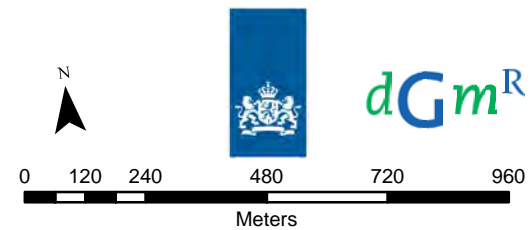
— grenzen






**Legenda**

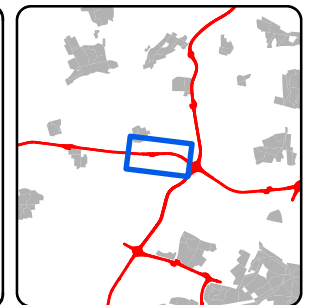

— grenzen



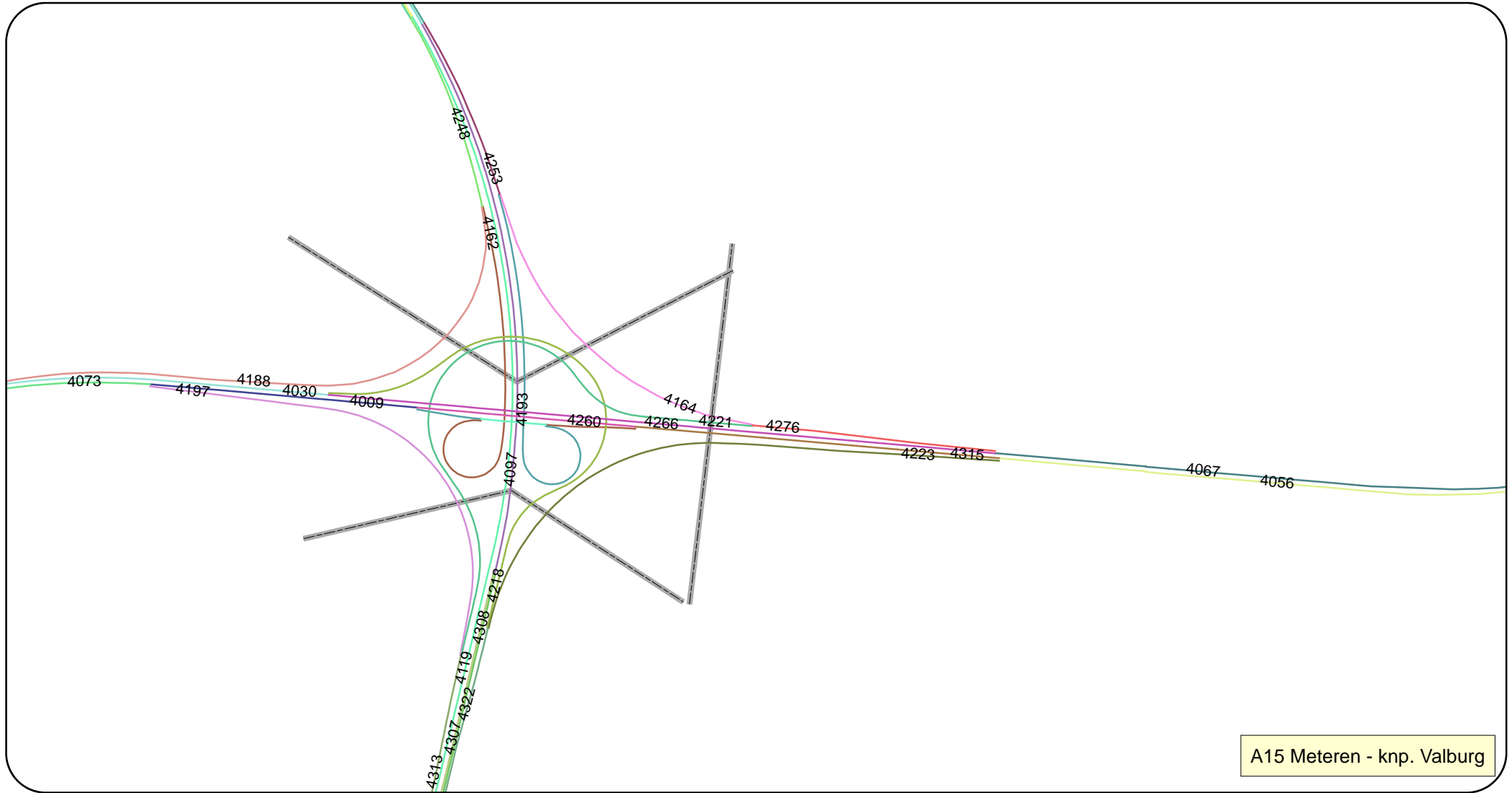


**Legenda**

--- grenzen

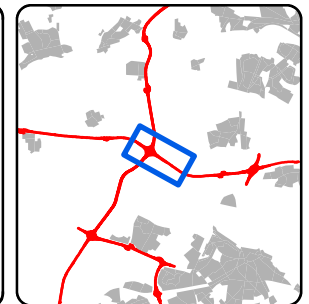







**Legenda**

— grenzen



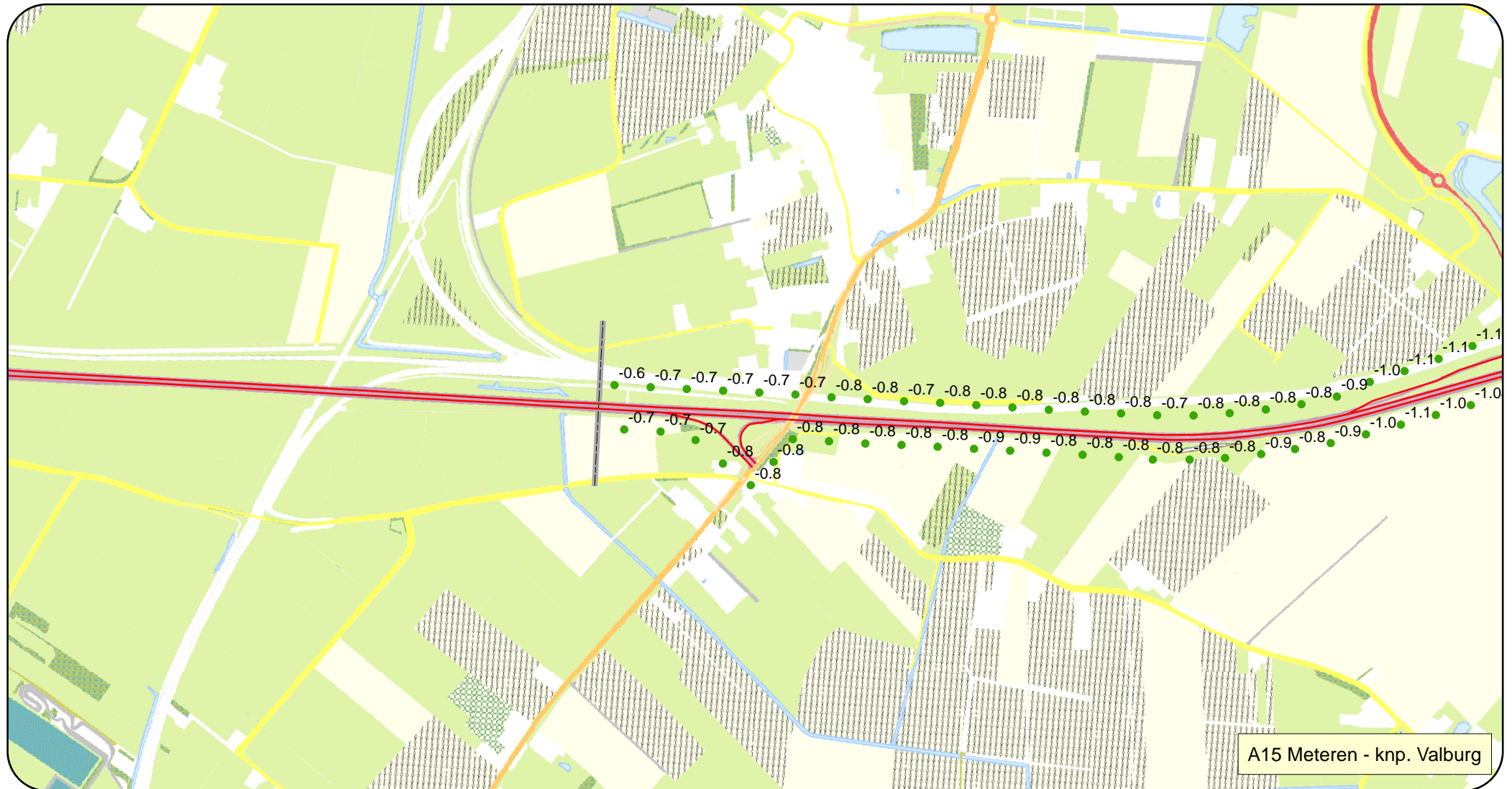
Akoestisch onderzoek snelheidsverhoging naar 130 km/h in 2016

**Uurintensiteiten Traject A15 Meteren – knooppunt Valburg**

ID	peiljaar 2016								
	Dag			Avond			Nacht		
	Lichte mvt.	middelzware mvt.	zware mvt.	Lichte mvt.	middelzware mvt.	zware mvt.	Lichte mvt.	middelzware mvt.	zware mvt.
4009	1 072.0	81.0	119.0	525.0	27.0	58.0	162.0	17.0	31.0
4015	112.8	6.5	8.0	54.9	2.6	4.2	24.2	1.2	2.4
4020	115.8	13.0	18.2	47.7	4.4	8.2	21.0	2.1	5.5
4021	1 161.0	90.0	146.0	549.0	24.0	40.0	269.0	25.0	45.0
4022	1 164.0	-	-	493.5	-	-	184.0	-	-
4023	1 164.0	157.0	252.0	493.5	53.0	114.0	184.0	41.0	94.0
4028	1 196.0	102.0	150.0	619.0	32.0	67.0	199.0	21.0	37.0
4030	1 200.0	70.0	88.0	549.0	13.0	18.0	258.0	14.0	20.0
4031	1 217.5	-	-	543.5	-	-	183.0	-	-
4032	1 217.5	152.0	245.0	543.5	42.0	94.0	183.0	37.0	102.0
4034	1 283.0	105.0	150.0	654.0	32.0	65.0	208.0	21.0	37.0
4038	1 308.0	100.0	149.0	674.0	31.0	66.0	214.0	20.0	37.0
4041	1 334.0	82.0	126.0	630.0	18.0	31.0	299.0	18.0	35.0
4044	1 342.0	84.0	128.0	632.0	18.0	32.0	294.0	19.0	36.0
4046	1 361.5	-	-	603.0	-	-	214.0	-	-
4047	1 361.5	177.0	251.0	603.0	44.0	95.0	214.0	39.0	98.0
4054	14.7	2.8	5.6	8.4	1.0	3.0	2.6	0.4	1.3
4056	1 424.0	94.0	94.0	760.0	22.0	36.0	220.0	17.0	27.0
4059	1 440.0	99.0	153.0	688.0	26.0	42.0	320.0	27.0	46.0
4060	1 442.0	115.0	169.0	712.0	31.0	47.0	332.0	33.0	53.0
4061	1 444.0	131.0	173.0	772.0	42.0	76.0	244.0	27.0	44.0
4065	1 459.0	115.0	163.0	748.0	35.0	71.0	243.0	23.0	41.0
4066	146.0	17.0	18.0	66.0	4.0	8.0	23.0	4.0	5.0
4067	1 460.0	86.0	79.0	643.0	17.0	23.0	290.0	19.0	28.0
4069	1 464.0	112.0	163.0	758.0	35.0	72.0	241.0	23.0	42.0
4072	1 473.0	124.0	185.0	735.0	37.0	60.0	359.0	41.0	62.0
4073	1 483.0	119.0	164.0	731.0	37.0	73.0	232.0	24.0	43.0
4075	1 490.0	86.0	131.0	703.0	19.0	32.0	326.0	19.0	36.0
4076	1 493.0	133.0	188.0	842.0	44.0	89.0	253.0	29.0	50.0
4078	150.0	10.0	11.0	66.0	2.0	3.0	29.0	2.0	4.0
4083	1 549.0	142.0	210.0	757.0	41.0	66.0	383.0	48.0	72.0
4084	1 577.0	100.0	143.0	726.0	22.0	37.0	327.0	23.0	42.0
4085	159.8	18.4	28.0	82.3	9.6	21.7	32.1	3.6	9.5
4086	1 590.0	154.0	213.0	854.0	46.0	98.0	264.0	32.0	56.0
4087	1 593.0	125.0	180.0	779.0	34.0	50.0	361.0	35.0	57.0
4091	1 648.0	138.0	181.0	858.0	44.0	79.0	280.0	28.0	46.0
4094	1 660.0	139.0	212.0	813.0	39.0	65.0	381.0	51.0	74.0
4097	1 681.0	117.0	195.0	733.0	38.0	82.0	267.0	31.0	76.0
4098	169.8	20.4	22.6	91.9	7.4	10.7	39.3	4.2	6.1
4099	1 692.0	145.0	213.0	946.0	41.0	96.0	277.0	30.0	57.0
4104	1 722.0	158.0	232.0	963.0	44.0	105.0	287.0	32.0	65.0
4110	176.1	19.0	21.4	96.4	8.4	14.6	37.5	3.6	6.0
4115	1 776.0	155.0	222.0	882.0	45.0	70.0	430.0	50.0	75.0
4117	1 787.0	161.0	237.0	1 011.0	45.0	107.0	301.0	33.0	66.0
4119	1 813.0	112.0	184.0	773.0	30.0	73.0	265.0	27.0	78.0
4121	1 813.0	165.0	224.0	982.0	51.0	103.0	300.0	35.0	60.0
4126	1 859.0	153.0	223.0	910.0	42.0	69.0	438.0	53.0	78.0
4128	1 862.0	144.0	206.0	907.0	42.0	67.0	423.0	45.0	71.0
4129	1 869.0	165.0	229.0	1 031.0	47.0	102.0	307.0	34.0	61.0
4130	1 872.0	163.0	243.0	931.0	45.0	77.0	429.0	61.0	87.0
4135	1 893.0	166.0	230.0	1 044.0	47.0	103.0	311.0	34.0	61.0
4136	1 895.0	154.0	225.0	925.0	43.0	70.0	442.0	54.0	79.0
4137	1 899.0	161.0	209.0	1 018.0	53.0	98.0	309.0	34.0	56.0
4138	1 904.0	175.0	255.0	1 049.0	47.0	112.0	319.0	36.0	72.0
4143	1 966.0	160.0	232.0	958.0	45.0	73.0	463.0	55.0	81.0
4148	1 978.0	177.0	241.0	1 084.0	52.0	109.0	325.0	37.0	65.0
4149	203.0	7.0	8.0	86.0	1.0	3.0	36.0	1.0	2.0
4162	245.0	10.0	5.0	137.0	2.0	2.0	32.0	2.0	2.0
4164	252.0	13.0	6.0	103.0	3.0	2.0	45.0	3.0	2.0

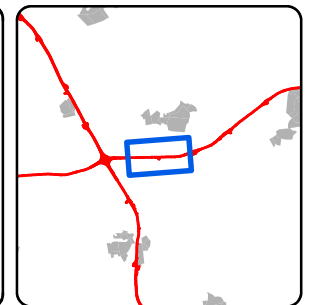
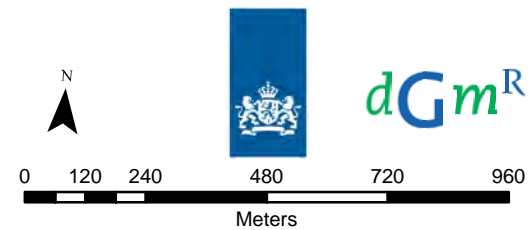
**Uurintensiteiten Traject A15 Meteren – knooppunt Valburg**

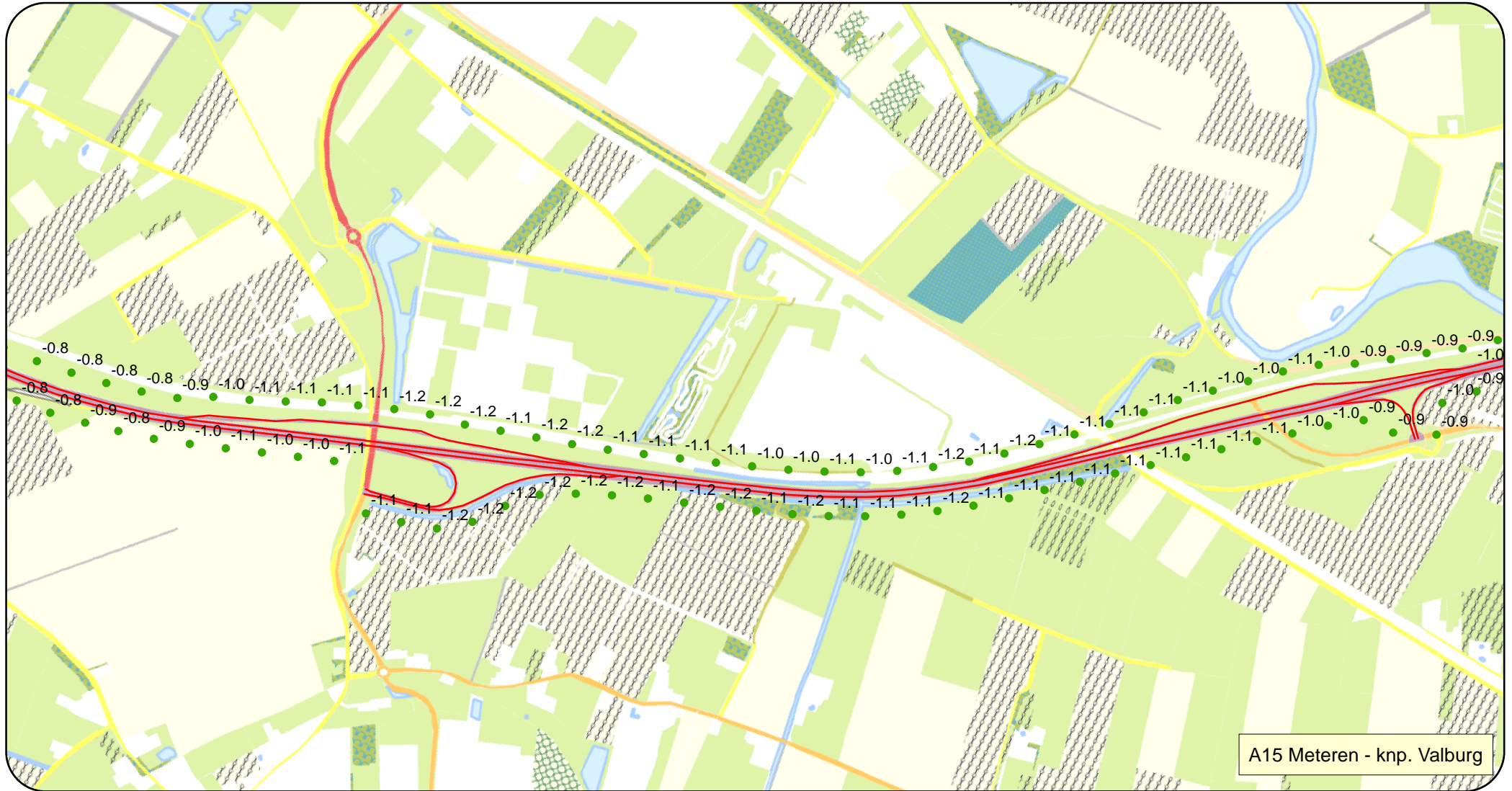
ID	peiljaar 2016								
	Dag			Avond			Nacht		
	Lichte mvt.	middelzware mvt.	zware mvt.	Lichte mvt.	middelzware mvt.	zware mvt.	Lichte mvt.	middelzware mvt.	zware mvt.
4178	304.0	31.0	37.0	147.0	7.0	10.0	71.0	10.0	13.0
4180	320.0	32.0	36.0	140.0	7.0	14.0	47.0	6.0	10.0
4183	34.1	0.7	0.8	17.7	0.4	0.6	5.6	0.1	0.2
4186	371.5	37.6	56.6	201.0	12.2	24.1	94.2	7.4	14.2
4188	377.0	31.0	55.0	177.0	10.0	19.0	69.0	9.0	21.0
4189	389.0	20.0	21.0	172.0	5.0	8.0	64.0	4.0	8.0
4190	39.3	4.4	10.4	20.2	1.7	5.7	10.5	1.0	3.2
4193	395.0	26.0	50.0	151.0	13.0	30.0	56.0	8.0	16.0
4196	406.0	28.0	21.0	176.0	9.0	9.0	56.0	5.0	7.0
4197	411.0	37.0	45.0	205.0	9.0	15.0	70.0	7.0	12.0
4199	419.0	28.0	37.0	194.0	11.0	21.0	91.0	12.0	18.0
4202	430.6	28.1	33.1	231.4	13.0	26.0	86.4	4.8	8.8
4204	434.0	35.0	40.0	250.0	8.0	13.0	104.0	10.0	15.0
4208	455.3	32.8	63.0	253.2	13.0	28.6	93.9	6.6	18.4
4211	455.0	29.0	36.0	246.0	11.0	22.0	65.0	7.0	13.0
4212	46.6	7.0	14.4	24.6	2.7	5.9	9.4	1.9	4.1
4217	49.1	7.0	15.1	26.5	3.0	7.8	9.7	1.2	4.7
4218	490.0	25.0	37.0	237.0	3.0	4.0	106.0	2.0	3.0
4221	498.0	28.0	22.0	228.0	5.0	7.0	93.0	5.0	8.0
4223	502.0	28.0	20.0	248.0	5.0	6.0	82.0	6.0	8.0
4229	532.1	11.6	10.8	289.7	6.0	7.8	110.4	2.0	3.0
4233	544.0	38.1	68.7	261.2	15.1	28.4	89.1	9.3	19.4
4234	55.5	5.4	13.1	32.3	1.9	6.8	13.1	1.1	4.0
4237	575.8	12.5	11.9	296.2	5.6	6.9	113.0	2.0	3.0
4240	60.8	7.8	19.2	37.9	3.4	11.3	16.6	3.0	7.5
4245	62.3	15.0	20.8	32.4	6.8	12.5	11.9	3.5	6.3
4248	622.0	41.0	60.0	314.0	12.0	21.0	101.0	10.0	24.0
4251	640.0	36.0	56.0	288.0	14.0	31.0	88.0	9.0	18.0
4253	647.0	40.0	56.0	253.0	16.0	32.0	101.0	11.0	18.0
4260	677.0	55.0	69.0	375.0	15.0	28.0	106.0	9.0	16.0
4262	682.4	7.6	15.0	346.4	2.7	7.1	158.4	3.0	5.3
4266	710.0	44.0	50.0	312.0	10.0	14.0	153.0	12.0	17.0
4276	750.0	41.0	28.0	330.0	7.0	9.0	138.0	8.0	10.0
4286	77.1	20.5	28.6	40.7	9.2	14.5	15.6	4.8	8.4
4291	8.1	3.0	6.0	4.1	1.0	2.8	1.9	1.2	2.2
4292	8.7	3.2	6.5	4.4	1.1	3.1	2.0	1.3	2.4
4294	804.0	9.7	18.4	458.8	3.5	9.6	139.1	1.4	4.3
4306	84.3	10.8	13.8	45.6	2.9	6.0	20.4	2.4	3.7
4307	840.5	-	-	366.5	-	-	133.5	-	-
4308	840.5	117.0	195.0	366.5	38.0	82.0	133.5	31.0	76.0
4309	88.7	24.7	34.9	47.7	11.7	19.7	17.7	4.0	9.7
4313	909.0	65.0	67.0	433.0	14.0	22.0	163.0	12.0	20.0
4315	922.0	65.0	74.0	512.0	16.0	30.0	138.0	11.0	18.0
4317	97.2	9.9	11.7	52.7	4.0	8.5	20.5	1.9	3.6
4322	992.0	54.0	57.0	485.0	8.0	9.0	188.0	8.0	12.0



**Legenda**  
**Verschil met GPP**

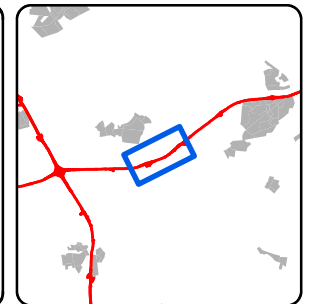

- tot en met 0.6 dB onder GPP
  - 0.5 dB onder GPP tot en met 0.3 dB onder GGP
  - 0.2 dB onder GPP tot en met GPP
  - Overschrijding van GPP
- grenzen
  - Rijkswegen

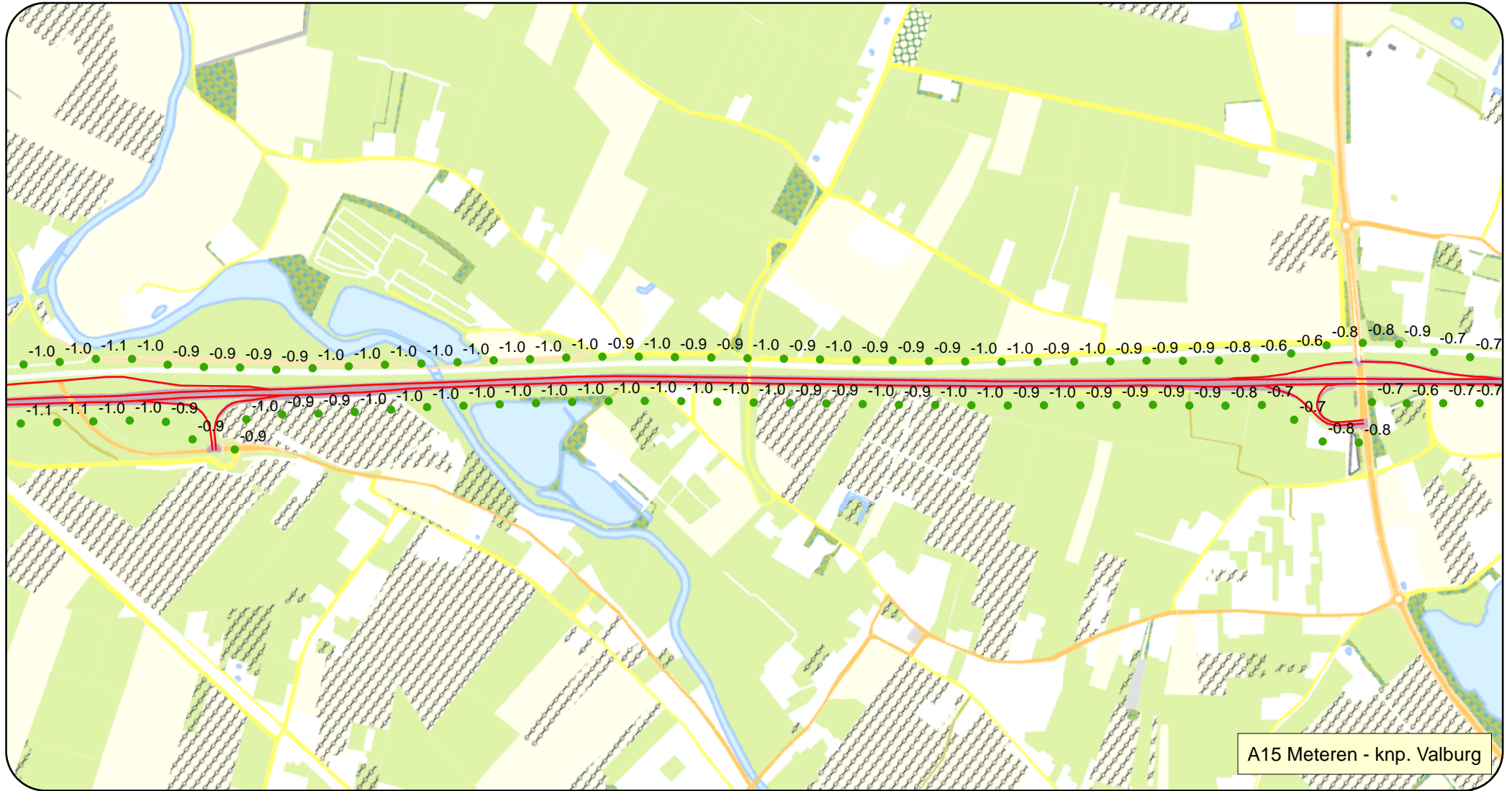




**Legenda**  
**Verschil met GPP**

- tot en met 0.6 dB onder GPP
  - 0.5 dB onder GPP tot en met 0.3 dB onder GGP
  - 0.2 dB onder GPP tot en met GPP
  - Overschrijding van GPP
- grenzen
  - Rijkswegen





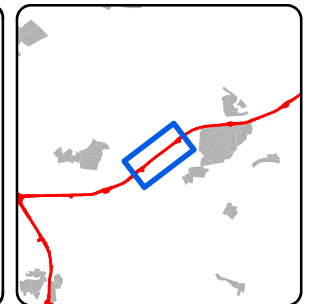

A15 Meteren - knp. Valburg

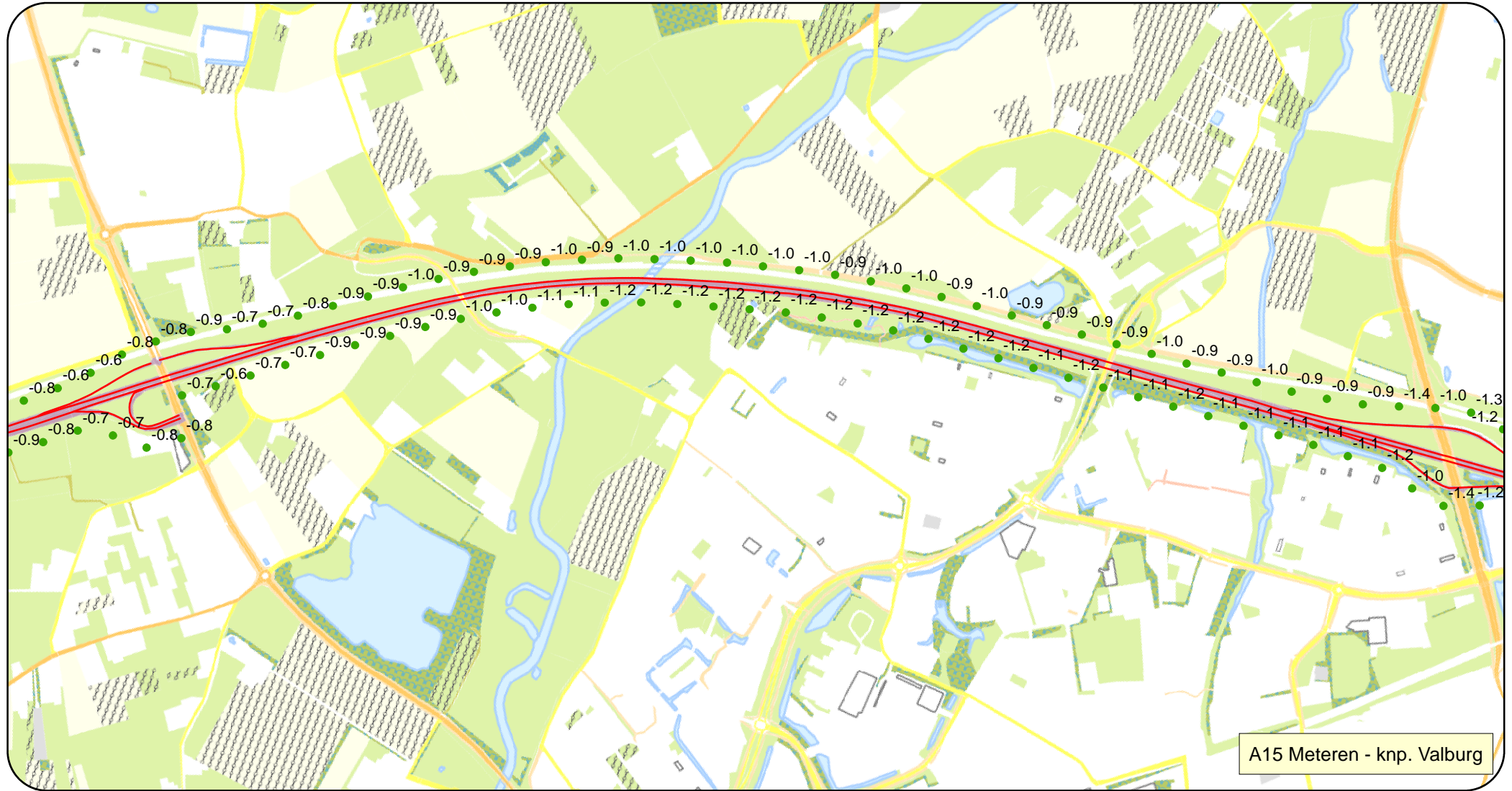
**Legenda**

**Verschil met GPP**

- tot en met 0.6 dB onder GPP
- 0.5 dB onder GPP tot en met 0.3 dB onder GGP
- 0.2 dB onder GPP tot en met GPP
- Overschrijding van GPP

- grenzen
- Rijkswegen





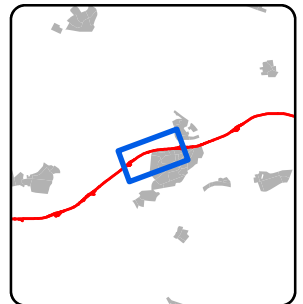
A15 Meteren - knp. Valburg

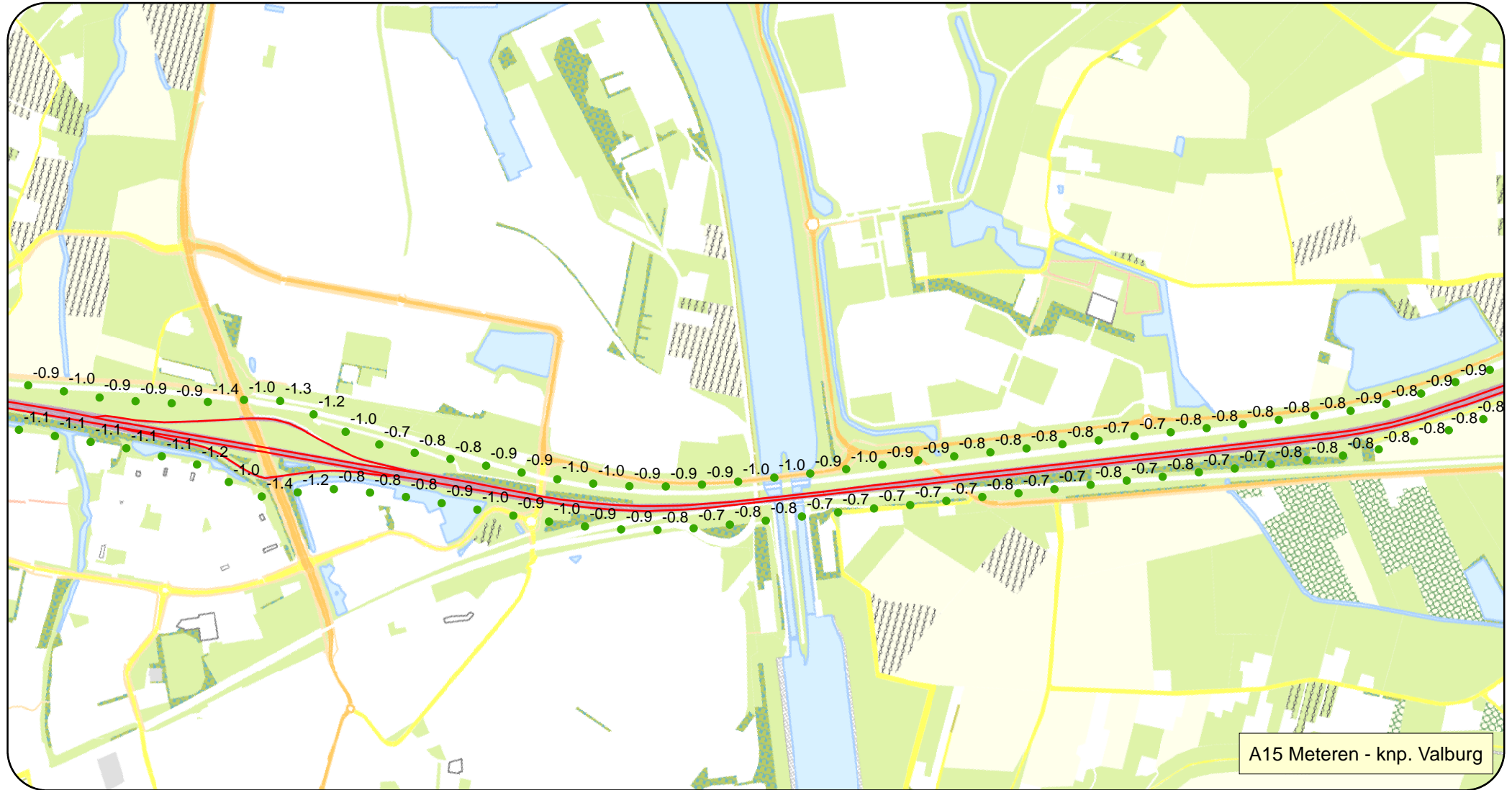
**Legenda**  
**Verskil met GPP**

- tot en met 0.6 dB onder GPP
- 0.5 dB onder GPP tot en met 0.3 dB onder GPP
- 0.2 dB onder GPP tot en met GPP
- Overschrijding van GPP

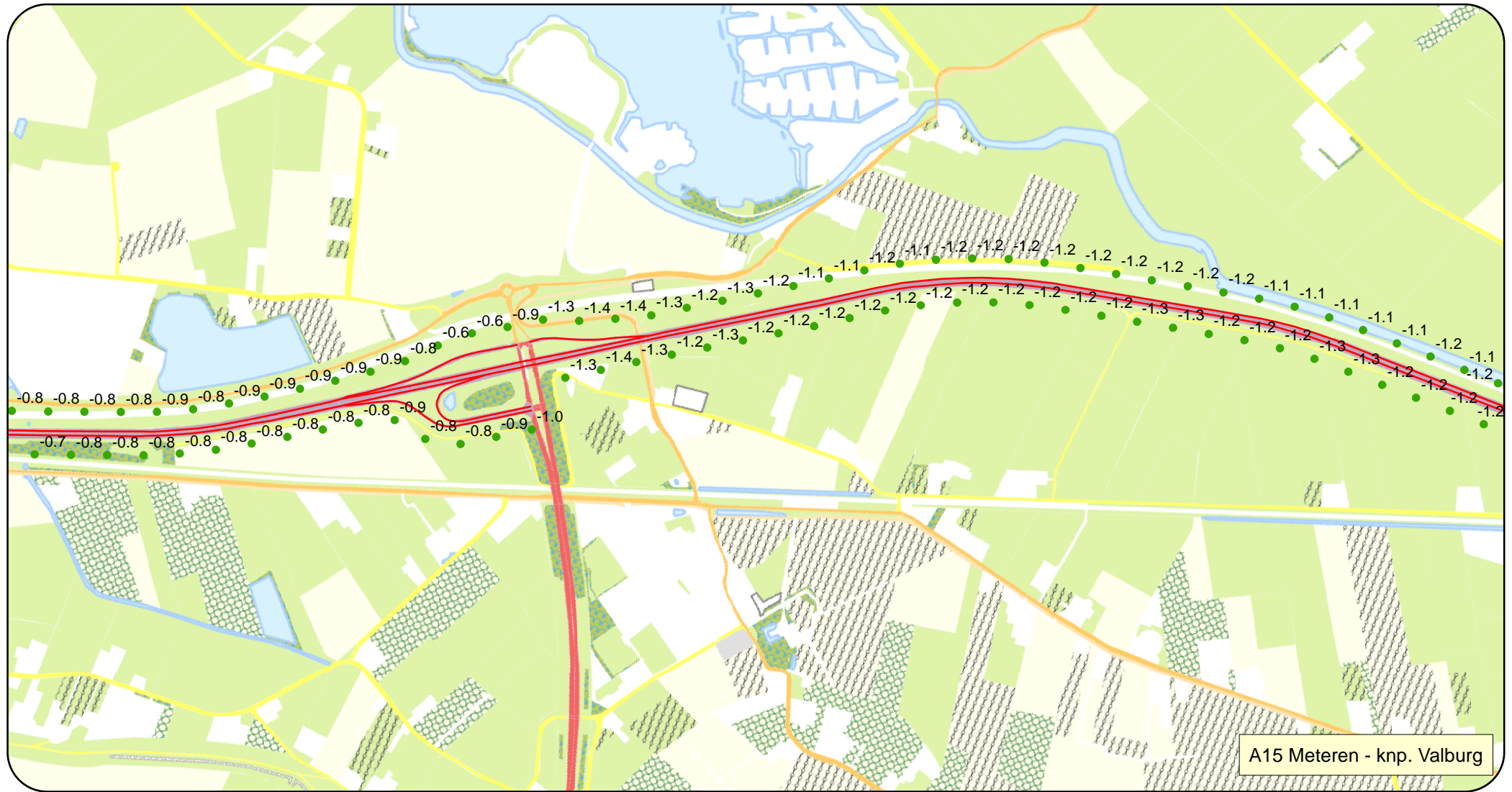
- grenzen
- Rijkswegen

Meters









A15 Meteren - knp. Valburg

**Legenda**  
**Verskil met GPP**

- tot en met 0.6 dB onder GPP
- 0.5 dB onder GPP tot en met 0.3 dB onder GPP
- 0.2 dB onder GPP tot en met GPP
- Overschrijding van GPP

- grenzen
- Rijkswegen

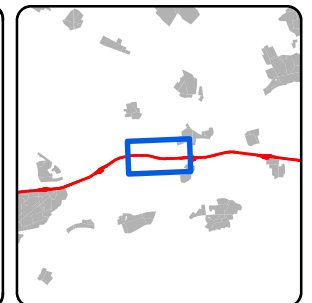
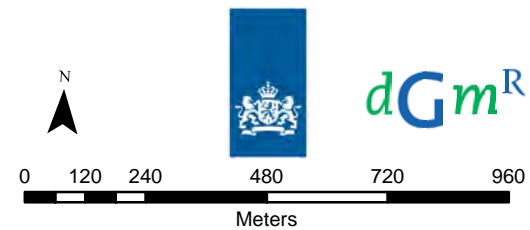
Meters

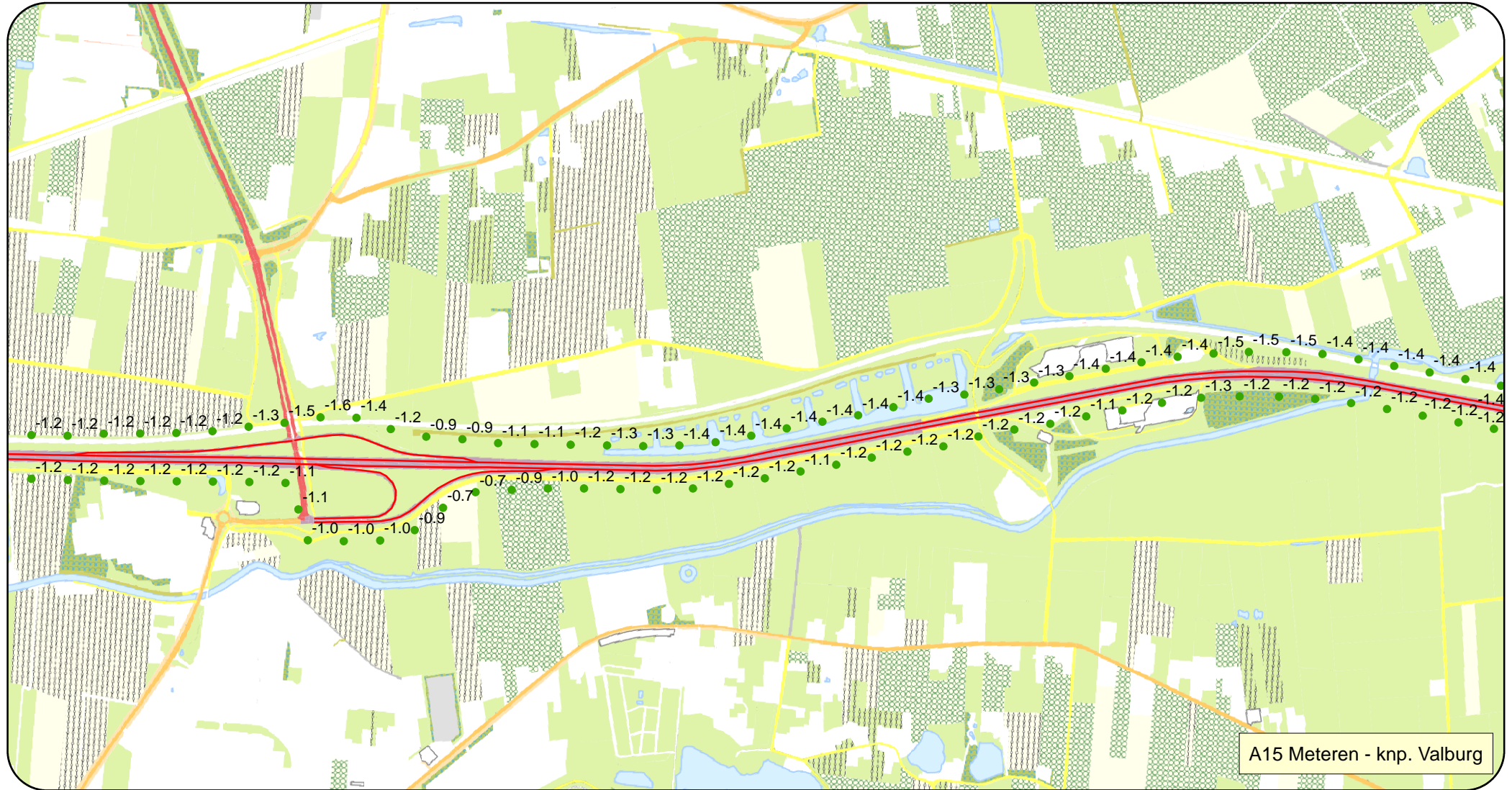


A15 Meteren - knp. Valburg

**Legenda**  
**Verschil met GPP**


- tot en met 0.6 dB onder GPP
  - 0.5 dB onder GPP tot en met 0.3 dB onder GGP
  - 0.2 dB onder GPP tot en met GPP
  - Overschrijding van GPP
- grenzen
  - Rijkswegen



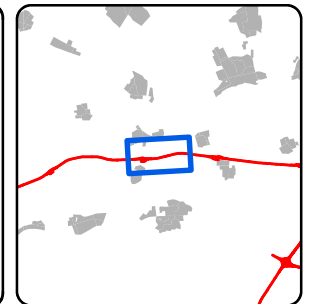


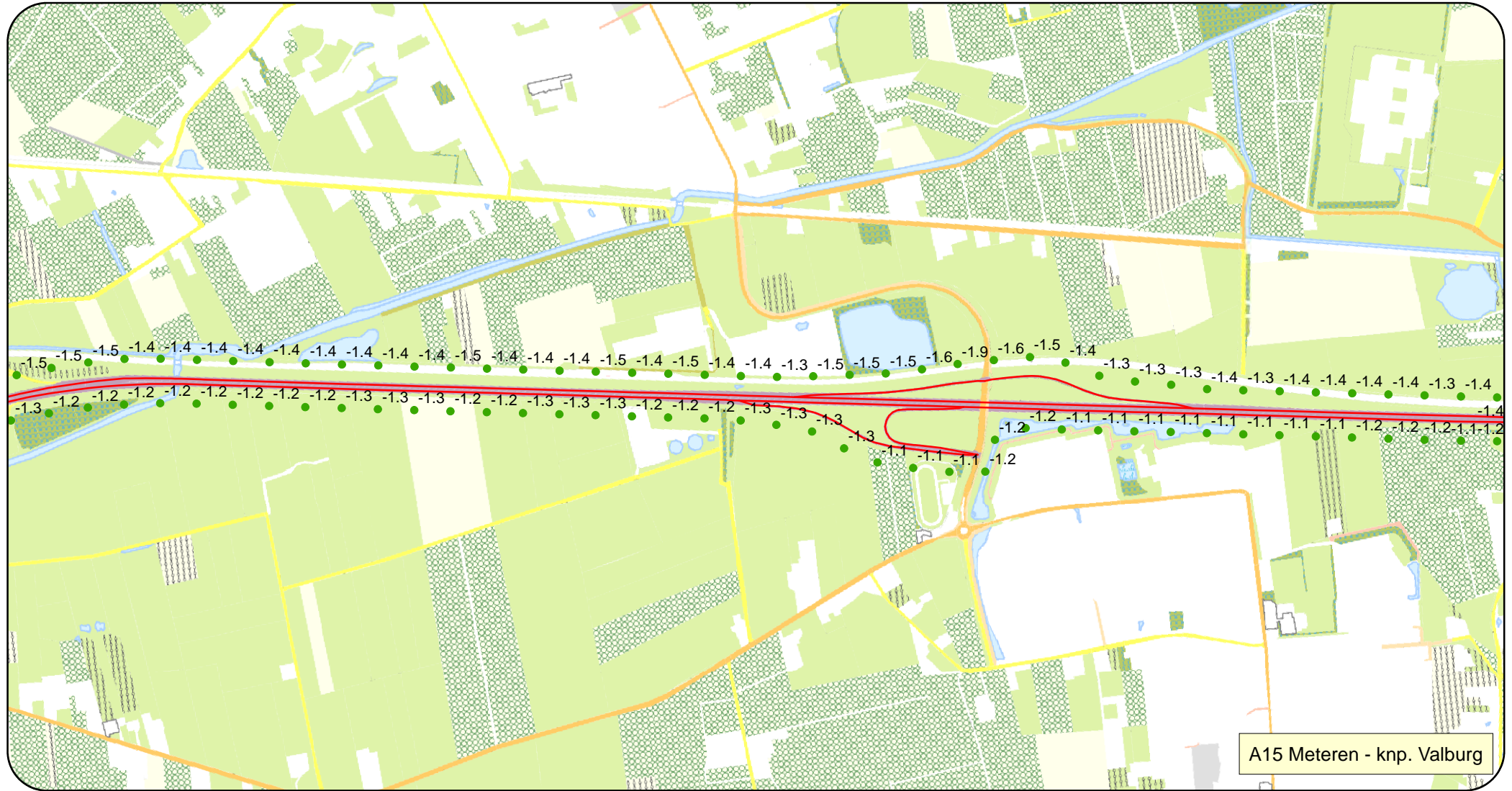
**Legenda**  
**Verschil met GPP**

- tot en met 0.6 dB onder GPP
  - 0.5 dB onder GPP tot en met 0.3 dB onder GGP
  - 0.2 dB onder GPP tot en met GPP
  - Overschrijding van GPP
- grenzen
  - Rijkswegen



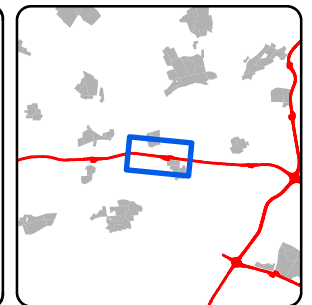

dGm<sup>R</sup>





**Legenda**  
**Verschil met GPP**

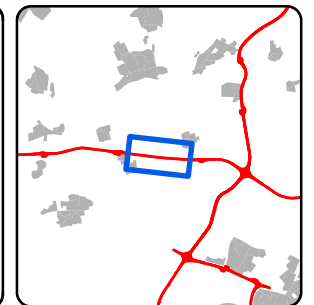

- tot en met 0.6 dB onder GPP
  - 0.5 dB onder GPP tot en met 0.3 dB onder GGP
  - 0.2 dB onder GPP tot en met GPP
  - Overschrijding van GPP
- grenzen
  - Rijkswegen

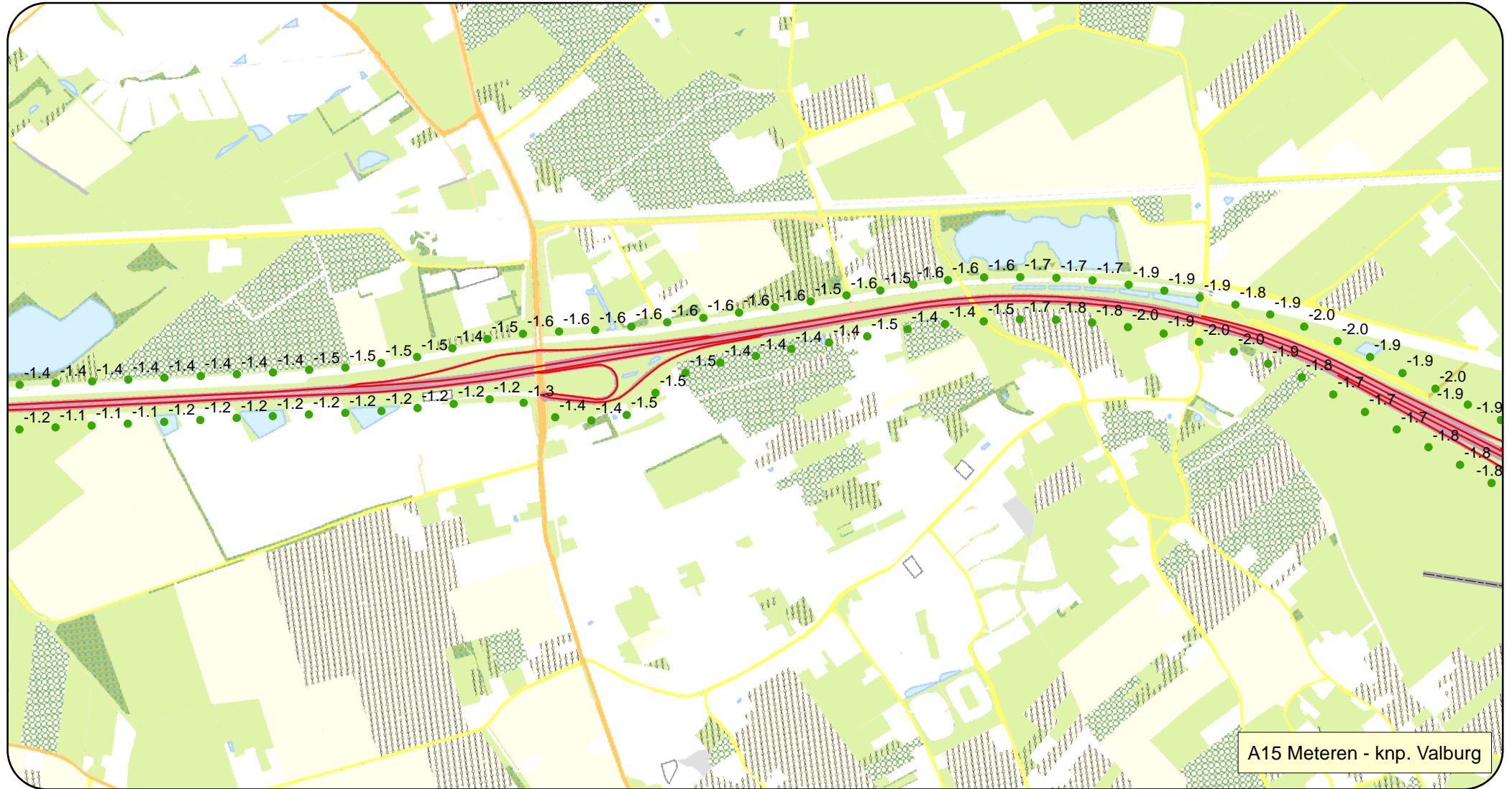




**Legenda**  
**Verschil met GPP**

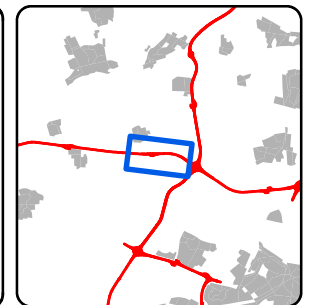
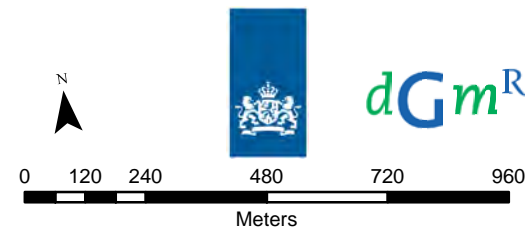
- tot en met 0.6 dB onder GPP
  - 0.5 dB onder GPP tot en met 0.3 dB onder GGP
  - 0.2 dB onder GPP tot en met GPP
  - Overschrijding van GPP
- grenzen
  - Rijkswegen

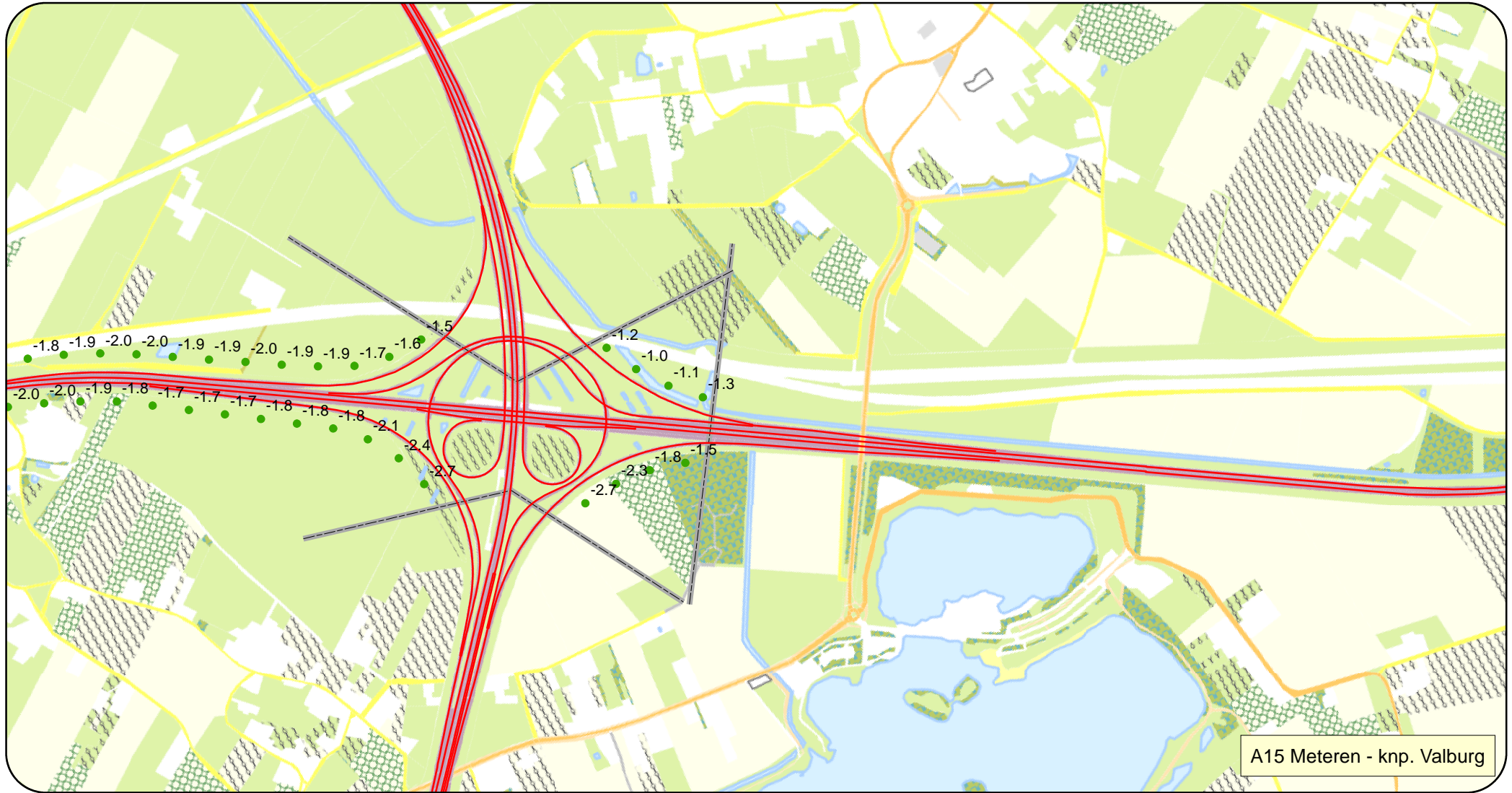




**Legenda**  
**Verschil met GPP**

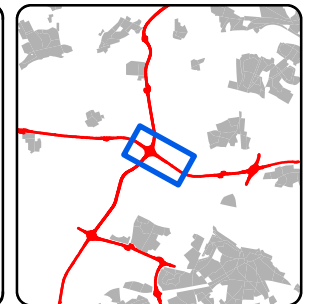
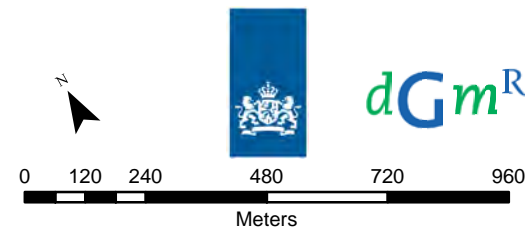
- tot en met 0.6 dB onder GPP
  - 0.5 dB onder GPP tot en met 0.3 dB onder GGP
  - 0.2 dB onder GPP tot en met GPP
  - Overschrijding van GPP
- grenzen
  - Rijkswegen

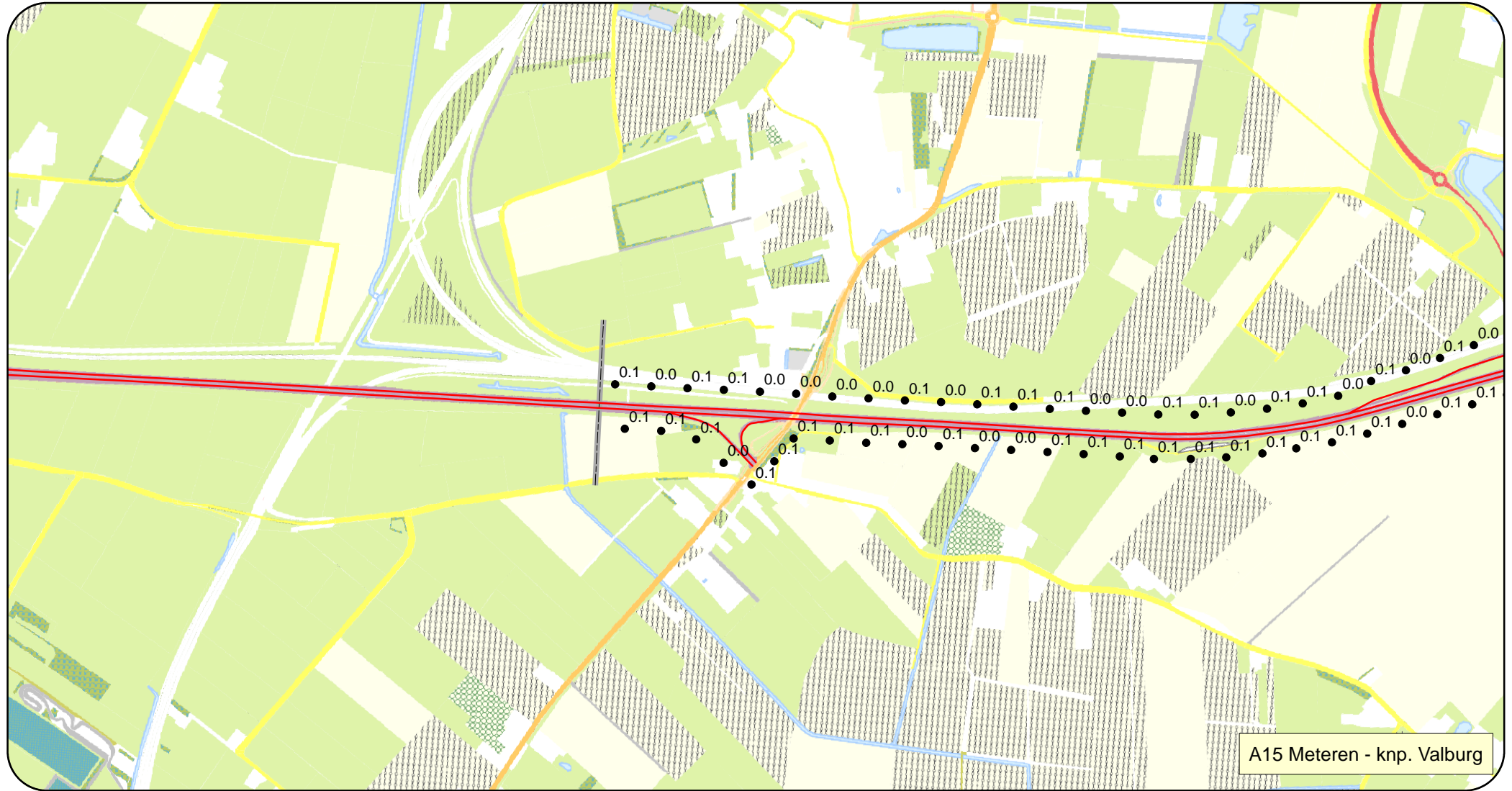




**Legenda**  
**Verskil met GPP**


- tot en met 0.6 dB onder GPP
  - 0.5 dB onder GPP tot en met 0.3 dB onder GGP
  - 0.2 dB onder GPP tot en met GPP
  - Overschrijding van GPP
- grenzen  
— Rijkswegen



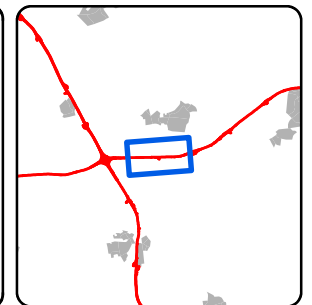


**Legenda**

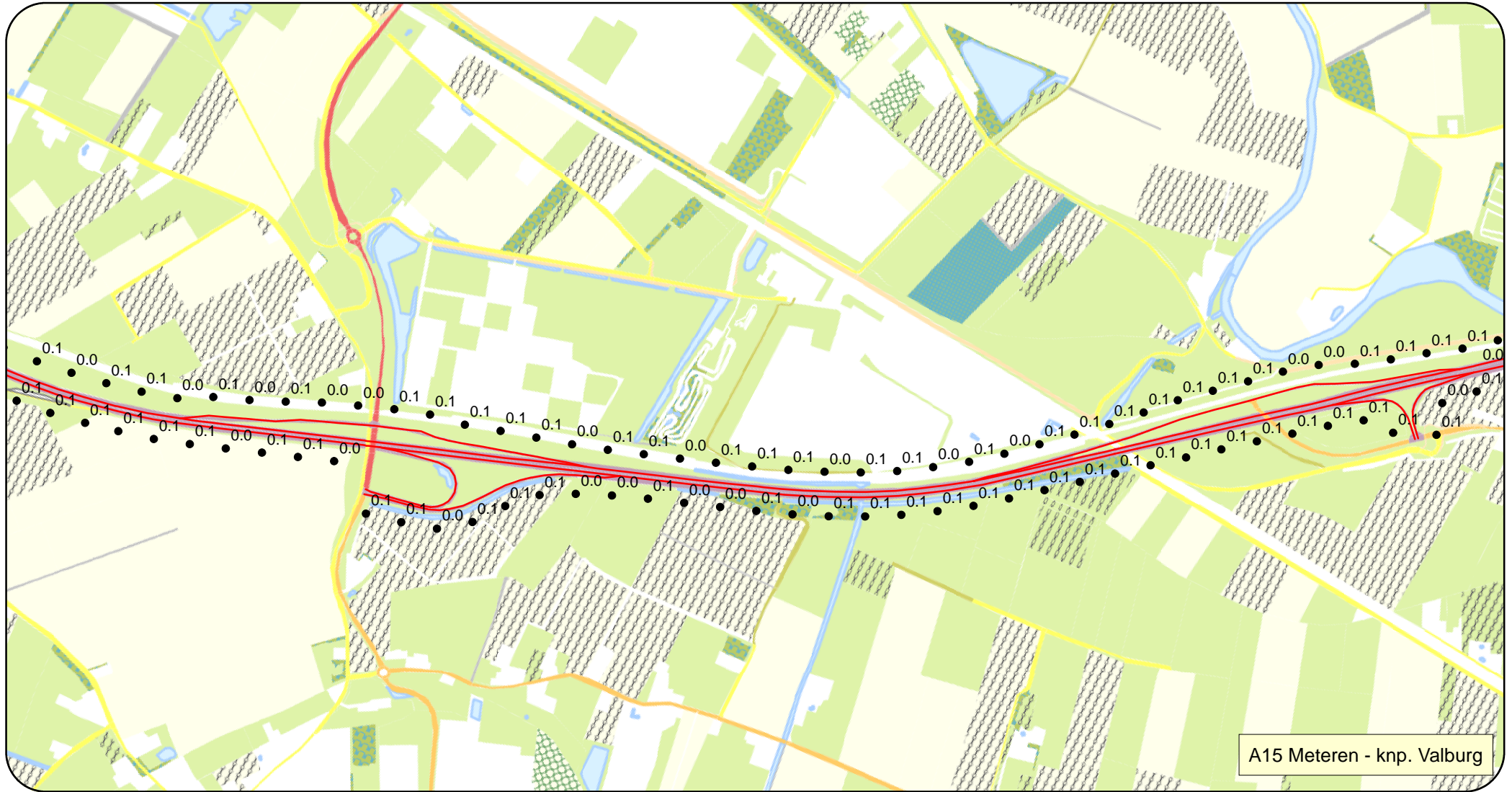
- Toename geluidproductie door snelheidsverhoging
- grenzen
- Rijkswegen



dGm<sup>R</sup>

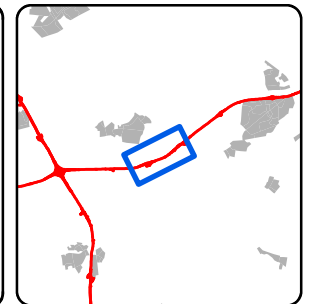



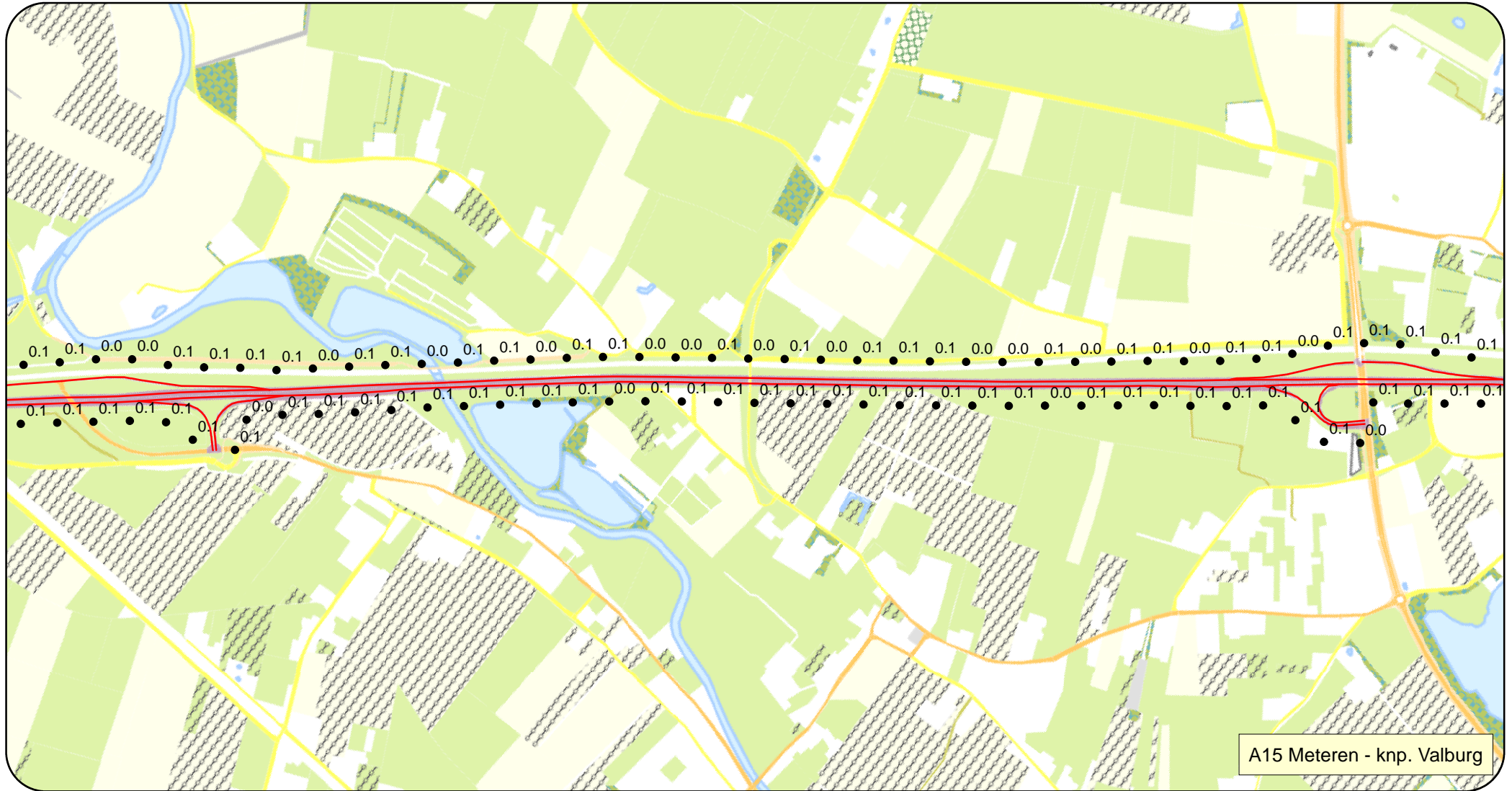




**Legenda**

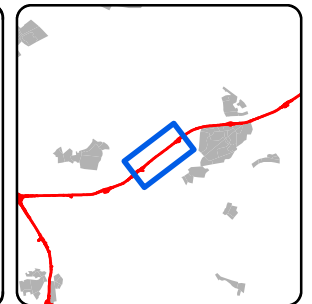

- Toename geluidproductie door snelheidsverhoging
- grenzen
- Rijkswegen

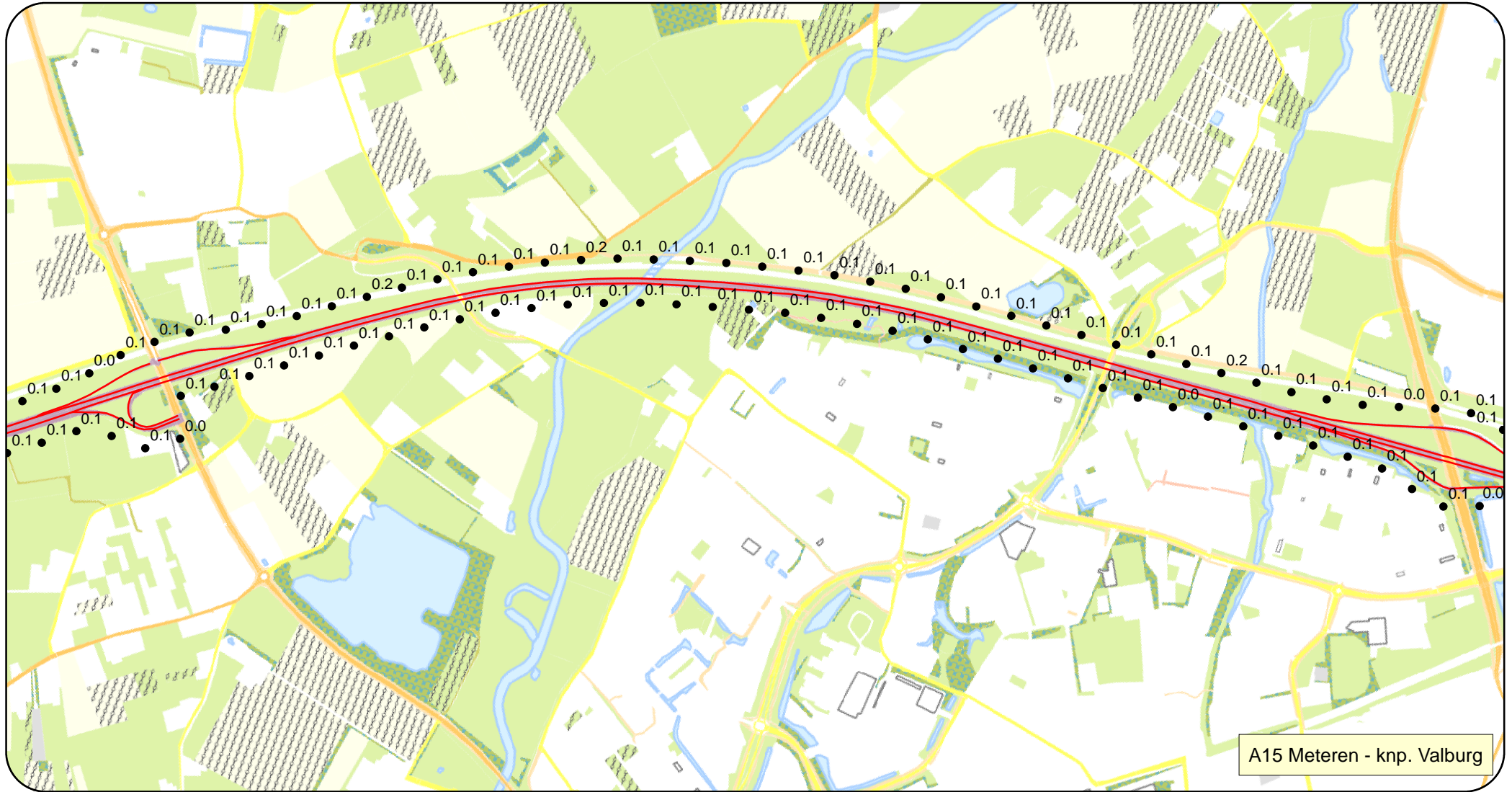




**Legenda**

- Toename geluidproductie door snelheidsverhoging
- grenzen
- Rijkswegen

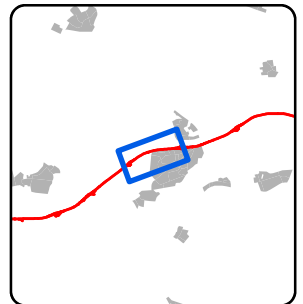
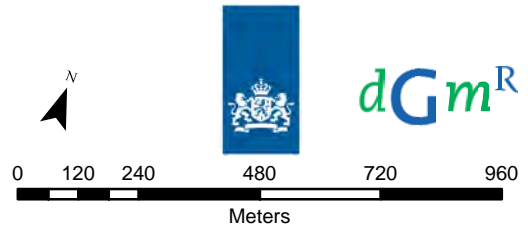


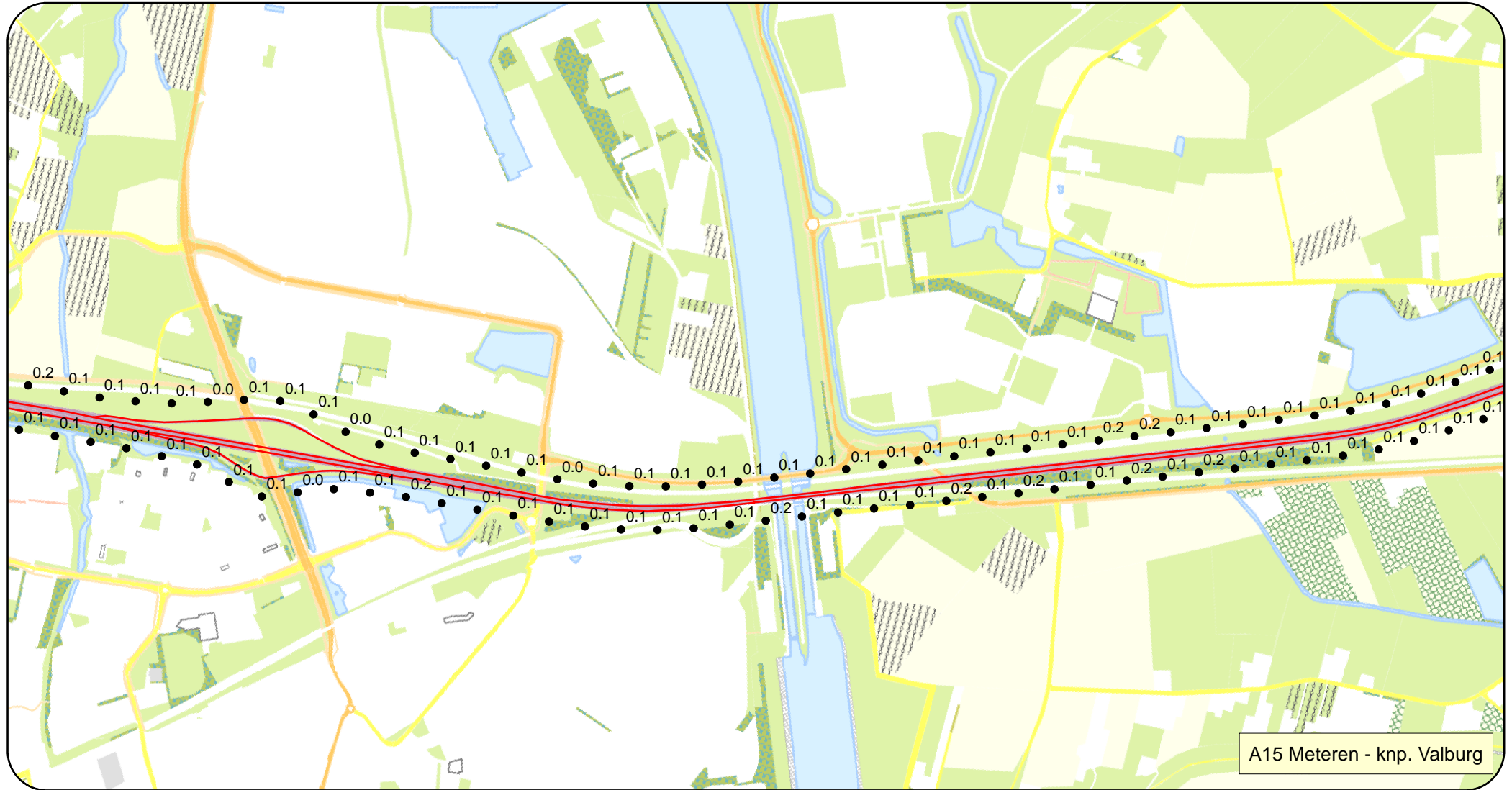


A15 Meteren - knp. Valburg

**Legenda**


- Toename geluidproductie door snelheidsverhoging
- ▨ grenzen
- Rijkswegen



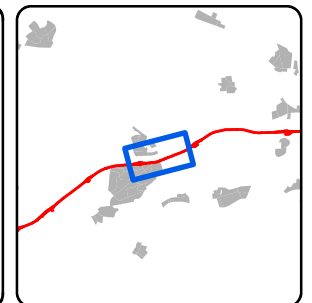


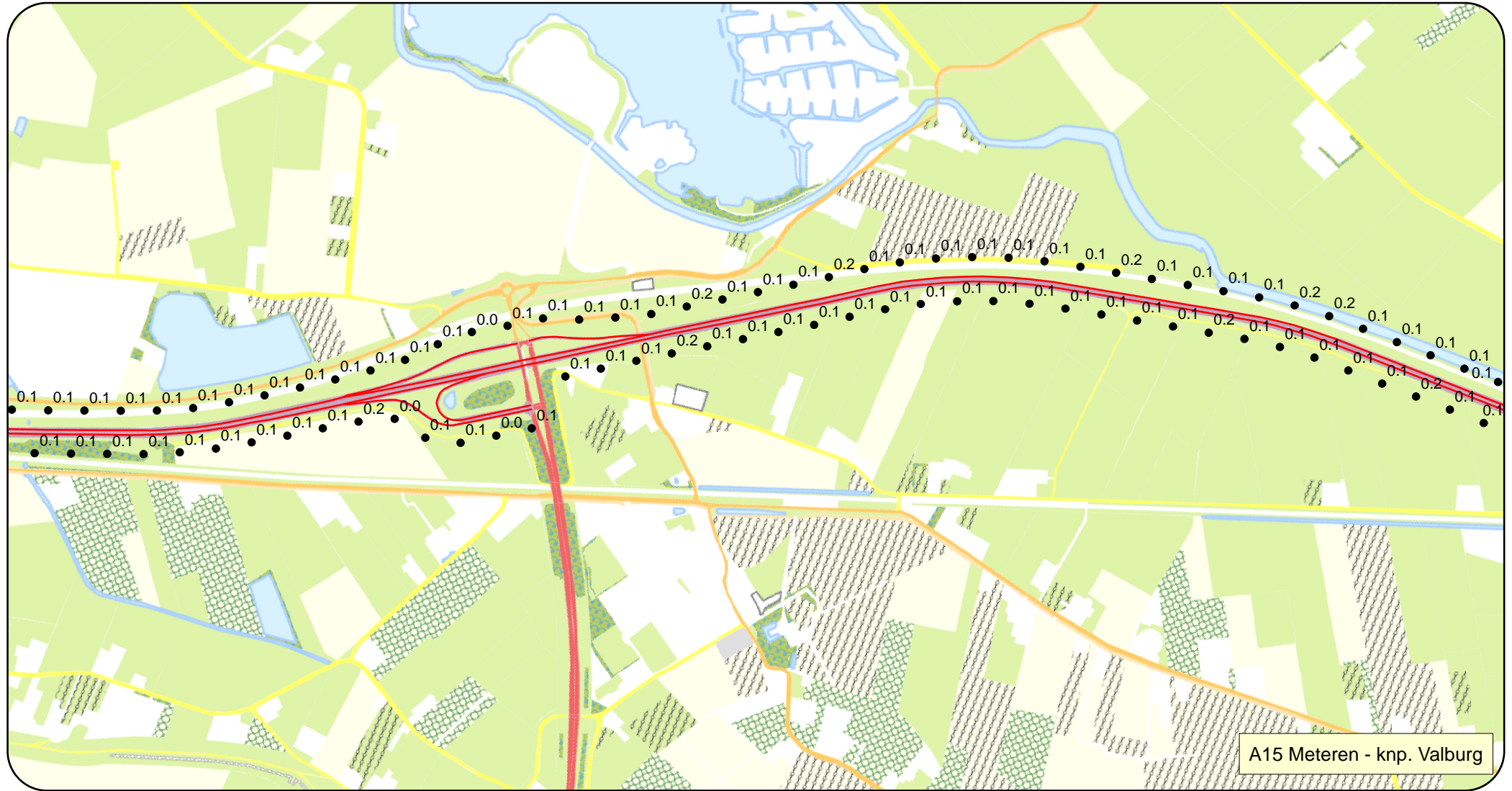
**Legenda**

- Toename geluidproductie door snelheidsverhoging
- grenzen
- Rijkswegen



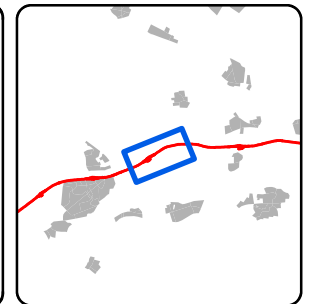

dGm<sup>R</sup>

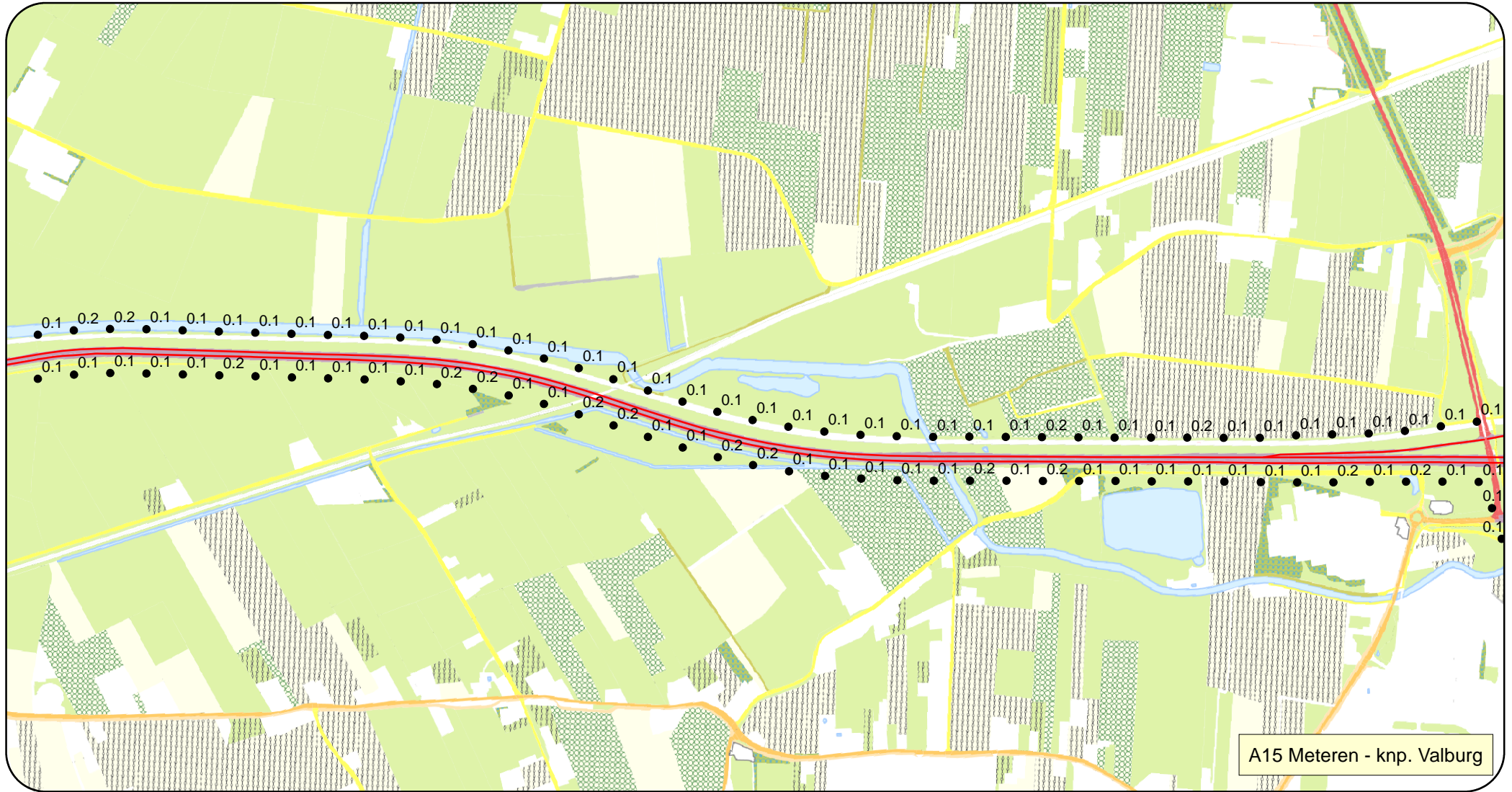




### Legenda

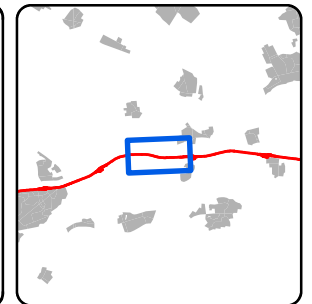

- Toename geluidproductie door snelheidsverhoging
- grenzen
- Rijkswegen

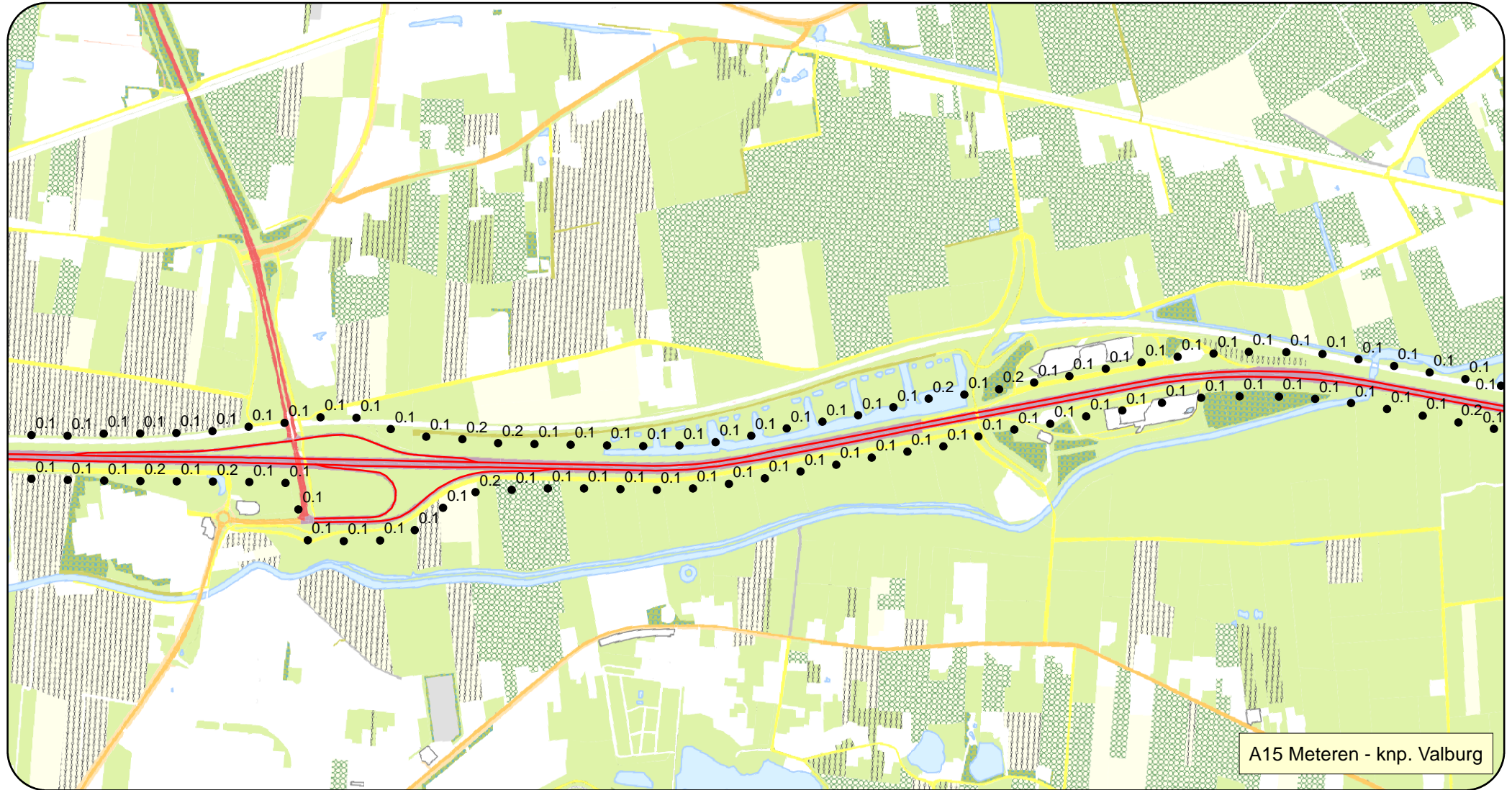




**Legenda**

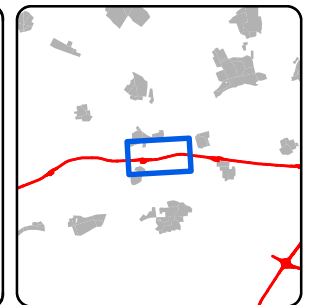

- Toename geluidproductie door snelheidsverhoging
- grenzen
- Rijkswegen

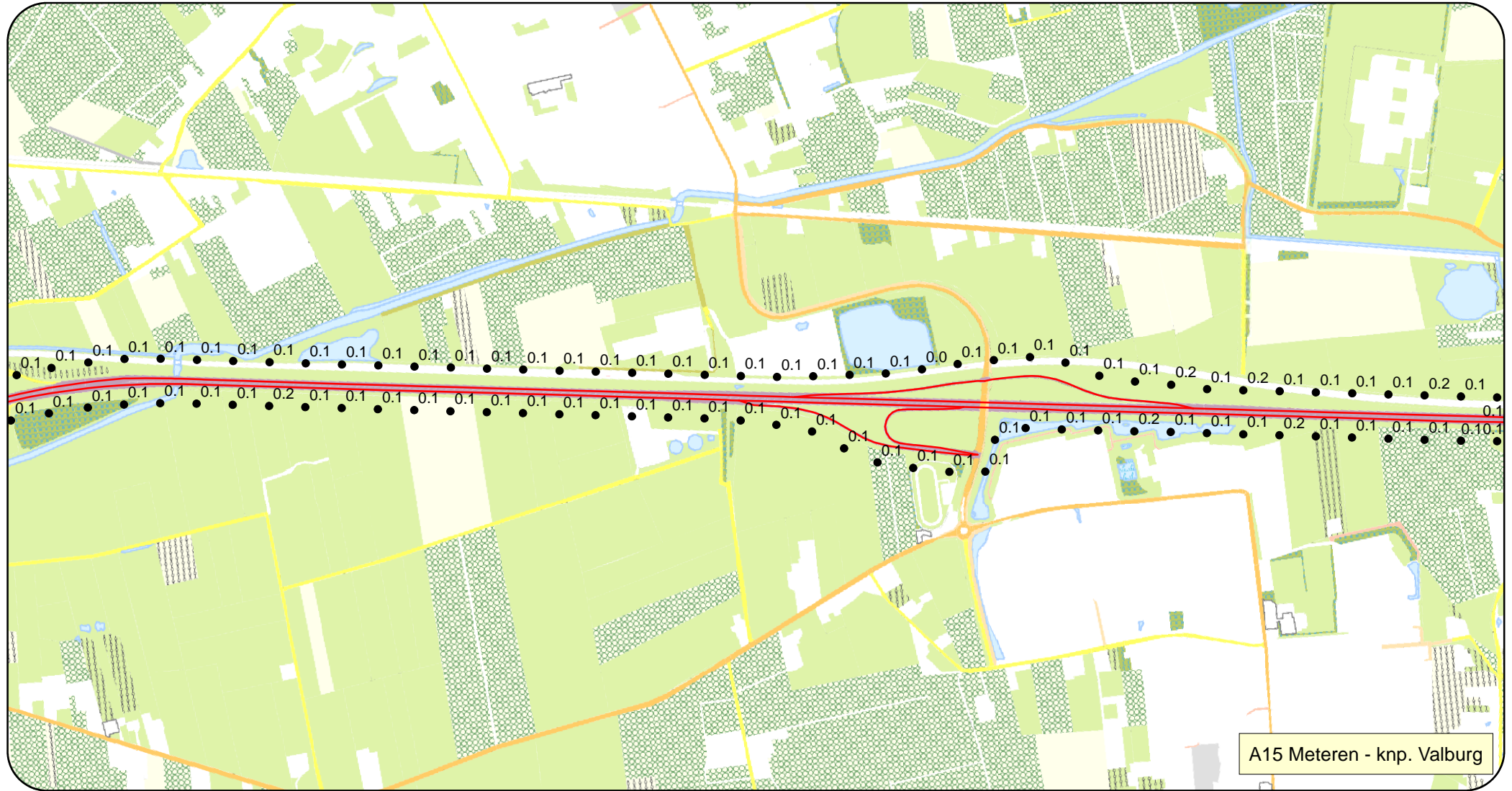




### Legenda

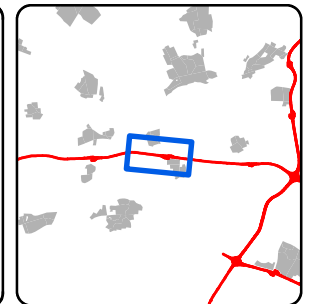

- Toename geluidproductie door snelheidsverhoging
- grenzen
- Rijkswegen



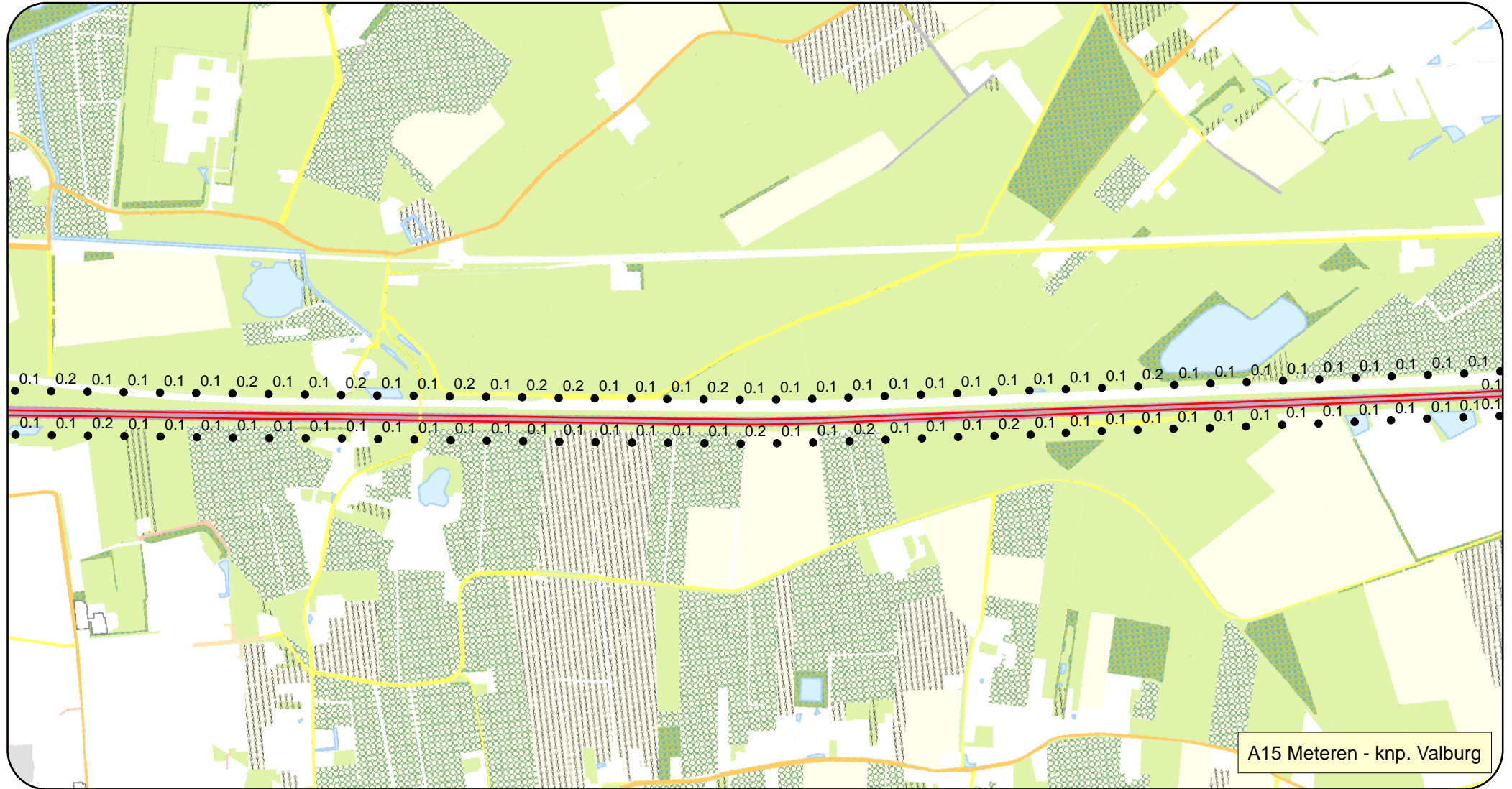


### Legenda

- Toename geluidproductie door snelheidsverhoging
- grenzen
- Rijkswegen

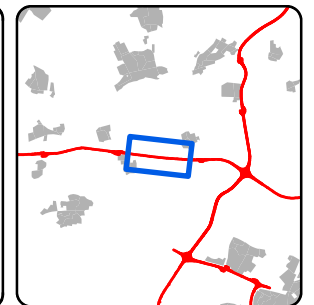



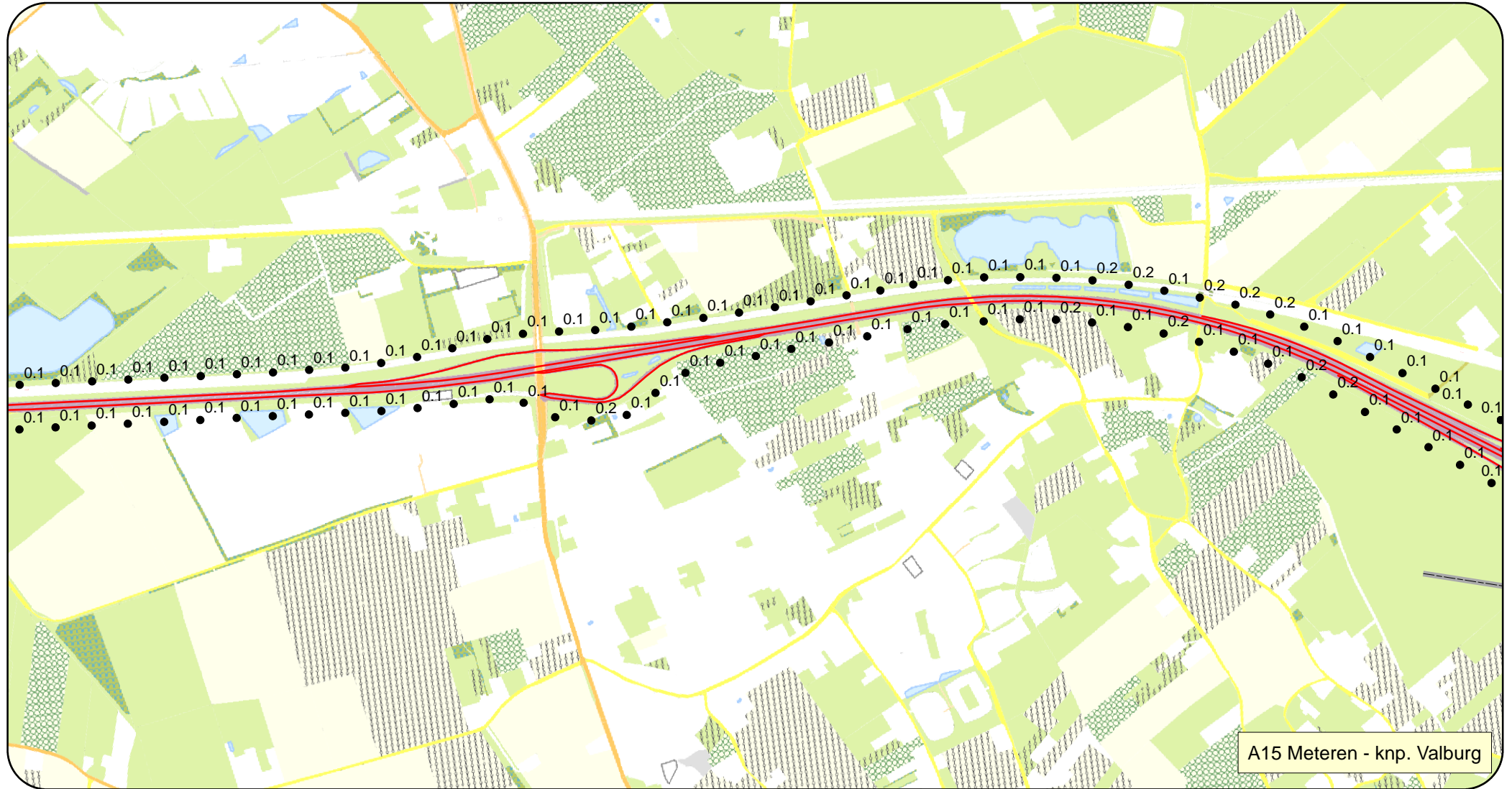




**Legenda**

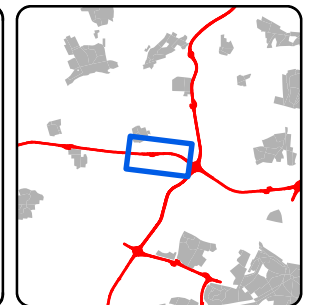

- Toename geluidproductie door snelheidsverhoging
- grenzen
- Rijkswegen

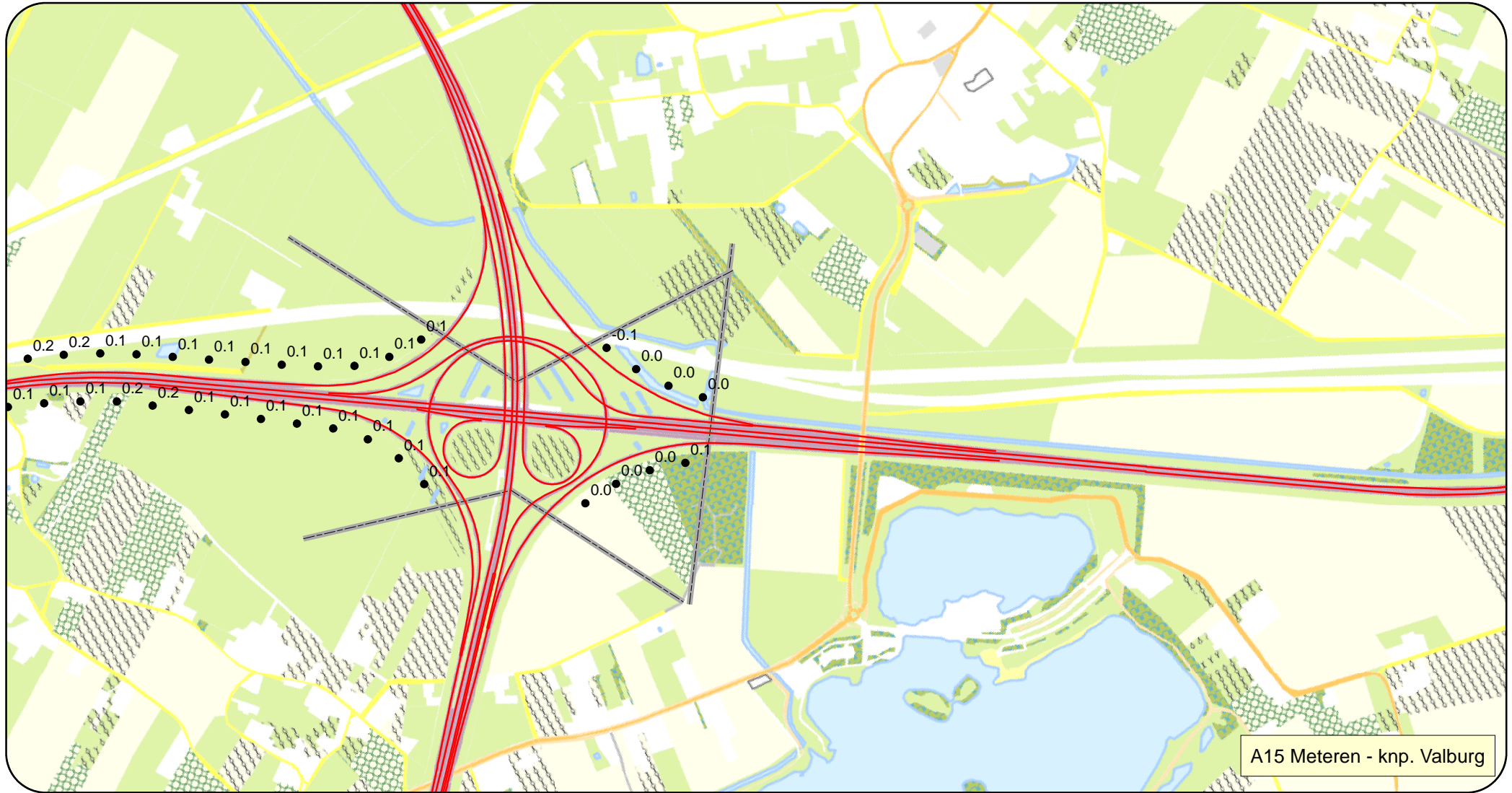




**Legenda**

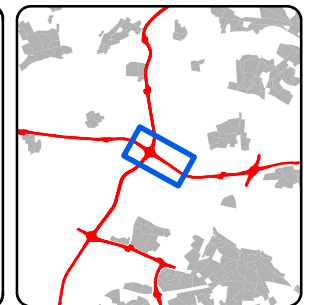

- Toename geluidproductie door snelheidsverhoging
- grenzen
- Rijkswegen





**Legenda**

- Toename geluidproductie door snelheidsverhoging
- grenzen
- Rijkswegen



Akoestisch onderzoek snelheidsverhoging naar 130 km/h in 2016

**Overzicht resultaten Traject A15 Meteren – knooppunt Valburg**

referentiepunt			Geluidproductie- plafond in dB	Geluidproductie in 2016	
ID	X	Y		Waarde	verschil tov GPP
7466	167831.84	436618.47	62.8	61.8	-1.0
6849	179034.09	436523.94	70.1	68.5	-1.6
6850	178934.19	436519.51	70.0	68.5	-1.5
6851	178834.28	436515.10	70.0	68.4	-1.6
6852	178734.33	436511.94	70.0	68.4	-1.6
6853	178634.52	436510.13	68.7	67.1	-1.6
6854	178534.53	436509.81	68.7	67.1	-1.6
6855	178434.54	436510.34	67.2	65.6	-1.6
6856	178334.57	436513.07	64.0	62.4	-1.6
6857	178234.94	436521.59	60.5	58.9	-1.6
6858	178135.36	436527.34	59.5	57.9	-1.6
6859	178035.49	436525.04	61.1	59.6	-1.5
6860	177936.49	436511.01	64.6	63.2	-1.4
6861	177837.24	436498.92	66.3	64.8	-1.5
6862	177737.39	436494.68	67.8	66.3	-1.5
6863	177637.53	436494.19	68.7	67.2	-1.5
6864	177537.75	436500.37	68.3	66.8	-1.5
6865	177437.88	436505.51	68.2	66.8	-1.4
6866	177338.15	436512.84	68.3	66.9	-1.4
6867	177238.42	436520.17	67.8	66.4	-1.4
6868	177138.69	436527.52	68.0	66.6	-1.4
6869	177038.95	436534.84	68.2	66.8	-1.4
6870	176939.22	436542.17	68.4	67.0	-1.4
6871	176839.49	436549.51	68.7	67.3	-1.4
6872	176739.76	436556.85	68.6	67.2	-1.4
6873	176640.04	436564.28	68.8	67.4	-1.4
6874	176540.31	436571.71	67.9	66.6	-1.3
6875	176440.58	436579.13	68.2	66.8	-1.4
6876	176340.86	436586.54	68.2	66.8	-1.4
6877	176241.12	436593.80	68.2	66.9	-1.3
6878	176141.41	436601.40	68.4	67.0	-1.4
6879	176041.69	436608.81	68.1	66.7	-1.4
6880	175941.96	436616.23	68.3	67.0	-1.3
6881	175842.24	436623.66	68.2	66.8	-1.4
6882	175742.51	436631.06	68.3	66.9	-1.4
6883	175642.81	436638.81	68.2	66.8	-1.4
6884	175543.26	436648.32	68.2	66.9	-1.3
6885	175443.83	436658.90	68.3	66.9	-1.4
6886	175344.59	436671.20	68.4	67.1	-1.3
6887	175245.35	436683.50	68.5	67.1	-1.4
6888	175146.11	436695.80	68.6	67.2	-1.4
6889	175046.86	436708.09	68.8	67.4	-1.4
6890	174947.66	436720.68	68.7	67.3	-1.4
6891	174848.47	436733.43	68.4	67.1	-1.3
6892	174749.29	436746.19	68.2	66.8	-1.4
6893	174650.11	436758.93	67.6	66.3	-1.3

Akoestisch onderzoek snelheidsverhoging naar 130 km/h in 2016

**Overzicht resultaten Traject A15 Meteren – knooppunt Valburg**

referentiepunt			Geluidproductie- plafond in dB	Geluidproductie in 2016	
ID	X	Y		Waarde	verschil tov GPP
6894	174550.93	436771.66	68.1	66.8	-1.3
6895	174451.70	436784.02	67.8	66.4	-1.4
6896	174352.48	436796.49	68.0	66.7	-1.3
6897	174253.26	436808.97	68.0	66.6	-1.4
6898	174154.04	436821.46	68.3	66.9	-1.4
6899	174054.82	436833.94	68.1	66.8	-1.3
6900	173955.60	436846.43	68.3	66.9	-1.4
6901	173856.39	436858.96	69.2	67.8	-1.4
6902	173757.18	436871.54	68.6	67.2	-1.4
6903	173657.97	436884.12	68.5	67.1	-1.4
6904	173558.76	436896.69	68.4	67.1	-1.3
6905	173459.55	436909.17	67.7	66.3	-1.4
6906	173362.35	436931.28	67.9	66.6	-1.3
6907	173264.02	436949.45	67.3	66.0	-1.3
6908	173167.69	436975.21	66.3	65.0	-1.3
6909	173078.31	437019.96	62.2	60.8	-1.4
6910	172981.95	437044.98	58.0	56.5	-1.5
6911	172881.98	437046.20	60.3	58.7	-1.6
6912	172782.16	437045.08	60.9	59.0	-1.9
6913	172682.28	437040.25	64.4	62.8	-1.6
6914	172582.32	437038.58	66.8	65.3	-1.5
6915	172482.47	437044.04	67.6	66.1	-1.5
6916	172382.68	437050.44	67.7	66.2	-1.5
6917	172283.16	437057.96	66.3	65.0	-1.3
6918	172183.95	437070.51	66.6	65.2	-1.4
6919	172084.75	437083.05	68.7	67.3	-1.4
6920	171985.57	437095.81	68.8	67.3	-1.5
6921	171886.37	437108.45	68.9	67.5	-1.4
6922	171787.15	437120.96	69.1	67.6	-1.5
6923	171687.94	437133.49	69.1	67.7	-1.4
6924	171588.73	437146.01	69.1	67.7	-1.4
6925	171489.51	437158.55	69.0	67.6	-1.4
6926	171390.30	437171.07	69.2	67.7	-1.5
6927	171291.09	437183.59	69.2	67.8	-1.4
6928	171191.87	437196.13	69.2	67.8	-1.4
6929	171092.68	437208.79	69.2	67.8	-1.4
6930	170993.50	437221.56	69.2	67.8	-1.4
6931	170894.32	437234.35	69.0	67.6	-1.4
6932	170795.15	437247.28	69.0	67.6	-1.4
6933	170695.96	437259.90	69.3	67.9	-1.4
6934	170596.78	437272.57	69.3	67.9	-1.4
6935	170497.23	437282.01	69.1	67.7	-1.4
6936	170397.26	437281.78	68.9	67.4	-1.5
6937	170294.27	437276.62	69.0	67.5	-1.5
6938	170197.15	437266.83	69.1	67.6	-1.5
6940	170099.07	437252.13	68.8	67.4	-1.4

Akoestisch onderzoek snelheidsverhoging naar 130 km/h in 2016

**Overzicht resultaten Traject A15 Meteren – knooppunt Valburg**

referentiepunt			Geluidproductie- plafond in dB	Geluidproductie in 2016	
ID	X	Y		Waarde	verschil tov GPP
6941	170000.14	437231.42	68.5	67.1	-1.4
6942	169902.75	437208.23	68.3	66.9	-1.4
6943	169803.75	437182.83	67.9	66.5	-1.4
6944	169708.08	437159.38	67.8	66.5	-1.3
6945	169612.13	437135.95	67.9	66.6	-1.3
6946	169517.65	437116.18	66.2	64.9	-1.3
6947	169420.14	437098.96	67.4	66.1	-1.3
6948	169324.40	437070.14	67.8	66.4	-1.4
6949	169228.39	437042.78	68.2	66.8	-1.4
6950	169131.14	437019.52	68.3	66.9	-1.4
6951	169033.97	436995.88	68.5	67.1	-1.4
6952	168937.29	436970.36	68.6	67.2	-1.4
6953	168840.01	436947.33	68.8	67.4	-1.4
6954	168741.15	436932.57	68.5	67.1	-1.4
6955	168641.45	436925.42	68.3	67.0	-1.3
6956	168541.51	436921.85	68.3	67.0	-1.3
6957	168441.57	436918.29	68.5	67.3	-1.2
6958	168341.63	436914.72	67.3	66.2	-1.1
6959	168241.69	436911.34	67.6	66.5	-1.1
6960	168142.47	436916.88	66.6	65.7	-0.9
6961	168042.48	436918.20	67.2	66.3	-0.9
6962	167944.26	436933.85	65.7	64.5	-1.2
6963	167848.04	436960.27	62.9	61.5	-1.4
6964	167748.59	436955.82	61.8	60.2	-1.6
6965	167650.77	436935.30	62.3	60.8	-1.5
6966	167552.16	436918.66	63.3	62.0	-1.3
6967	167453.66	436901.50	66.6	65.4	-1.2
6968	167354.26	436890.97	67.6	66.4	-1.2
6969	167254.49	436884.18	67.5	66.3	-1.2
6970	167154.69	436877.83	68.0	66.8	-1.2
6971	167055.49	436866.75	68.3	67.1	-1.2
6972	166955.55	436863.25	68.5	67.3	-1.2
6973	166855.62	436859.50	68.3	67.2	-1.1
6974	166755.70	436855.64	68.4	67.3	-1.1
6975	166655.77	436851.89	68.8	67.7	-1.1
6976	166555.84	436848.37	68.7	67.6	-1.1
6977	166455.89	436845.04	68.7	67.6	-1.1
6978	166355.95	436841.72	68.9	67.8	-1.1
6979	166256.01	436838.23	69.0	67.8	-1.2
6980	166156.11	436833.82	68.9	67.7	-1.2
6981	166056.13	436831.59	69.3	68.2	-1.1
6982	165956.14	436831.69	68.5	67.3	-1.2
6983	165856.29	436836.69	68.2	67.0	-1.2
6984	165756.71	436845.86	68.7	67.5	-1.2
6985	165657.79	436860.42	68.4	67.3	-1.1
6986	165559.66	436879.65	68.2	67.0	-1.2

Akoestisch onderzoek snelheidsverhoging naar 130 km/h in 2016

**Overzicht resultaten Traject A15 Meteren – knooppunt Valburg**

referentiepunt			Geluidproductie- plafond in dB	Geluidproductie in 2016	
ID	X	Y		Waarde	verschil tov GPP
6987	165462.58	436903.58	68.7	67.5	-1.2
6988	165366.20	436930.23	67.6	66.4	-1.2
6989	165270.08	436957.81	68.6	67.4	-1.2
6990	165173.58	436984.03	68.0	66.8	-1.2
6991	165076.28	437007.05	68.0	66.8	-1.2
6992	164977.95	437025.17	67.6	66.5	-1.1
6993	164878.84	437038.41	68.3	67.2	-1.1
6994	164779.17	437046.46	69.1	67.9	-1.2
6995	164679.22	437049.30	69.5	68.3	-1.2
6996	164579.22	437049.50	69.5	68.3	-1.2
6997	164479.23	437048.48	69.2	68.0	-1.2
6998	164379.23	437047.26	69.3	68.1	-1.2
6999	164279.23	437046.44	69.4	68.3	-1.1
7000	164179.24	437045.63	69.5	68.3	-1.2
7001	164079.24	437044.81	69.4	68.3	-1.1
7002	163979.24	437044.02	69.3	68.2	-1.1
7003	163879.31	437041.27	69.2	68.1	-1.1
7004	163779.64	437033.43	69.2	68.1	-1.1
7005	163681.00	437017.18	69.4	68.3	-1.1
7006	163583.17	436996.46	69.8	68.6	-1.2
7007	163485.37	436975.60	69.8	68.6	-1.2
7008	163387.71	436954.11	69.8	68.6	-1.2
7009	163290.05	436932.59	69.8	68.6	-1.2
7010	163192.38	436911.09	68.9	67.7	-1.2
7011	163095.05	436888.25	69.1	67.9	-1.2
7012	162999.12	436860.07	69.5	68.3	-1.2
7013	162905.65	436824.57	69.4	68.2	-1.2
7014	162814.58	436783.32	69.5	68.3	-1.2
7015	162726.26	436736.43	68.8	67.7	-1.1
7016	162642.32	436682.10	69.8	68.6	-1.2
7017	162559.88	436625.50	69.8	68.7	-1.1
7018	162477.12	436569.38	68.8	67.7	-1.1
7019	162393.91	436513.90	70.3	69.1	-1.2
7020	162310.71	436458.43	70.8	69.5	-1.3
7021	162227.45	436403.04	69.8	68.6	-1.2
7022	162144.45	436347.27	70.5	69.2	-1.3
7023	162056.02	436301.11	69.3	67.9	-1.4
7024	161965.54	436258.92	67.7	66.3	-1.4
7025	161871.93	436224.25	64.4	63.1	-1.3
7026	161789.11	436168.84	62.5	61.6	-0.9
7027	161704.31	436115.85	60.3	59.7	-0.6
7028	161629.57	436049.89	64.2	63.6	-0.6
7029	161562.42	435975.99	67.2	66.4	-0.8
7030	161484.67	435913.15	67.6	66.7	-0.9
7031	161404.15	435854.02	68.5	67.6	-0.9
7032	161321.96	435797.08	69.0	68.1	-0.9

Akoestisch onderzoek snelheidsverhoging naar 130 km/h in 2016

**Overzicht resultaten Traject A15 Meteren – knooppunt Valburg**

referentiepunt			Geluidproductie- plafond in dB	Geluidproductie in 2016	
ID	X	Y		Waarde	verschil tov GPP
7033	161239.55	435740.44	69.5	68.6	-0.9
7034	161155.81	435685.77	69.7	68.8	-0.9
7035	161070.09	435634.36	69.7	68.9	-0.8
7036	160980.32	435590.32	69.6	68.7	-0.9
7037	160887.84	435552.31	68.8	68.0	-0.8
7038	160794.90	435515.40	68.4	67.6	-0.8
7039	160701.76	435479.00	69.0	68.2	-0.8
7040	160608.51	435442.89	67.9	67.1	-0.8
7041	160515.23	435406.83	67.5	66.7	-0.8
7042	160421.95	435370.78	66.3	65.6	-0.7
7043	160328.67	435334.75	66.9	66.2	-0.7
7044	160235.38	435298.73	66.7	65.9	-0.8
7045	160142.09	435262.72	66.5	65.7	-0.8
7046	160048.80	435226.70	67.4	66.6	-0.8
7047	159955.37	435191.05	68.6	67.8	-0.8
7048	159862.27	435154.54	69.5	68.6	-0.9
7049	159769.23	435117.90	70.6	69.7	-0.9
7050	159676.41	435080.71	71.3	70.3	-1.0
7051	159583.49	435043.74	67.4	66.5	-0.9
7052	159490.27	435007.56	69.2	68.2	-1.0
7053	159396.85	434971.88	71.5	70.5	-1.0
7054	159302.58	434938.56	71.0	70.1	-0.9
7055	159207.36	434908.12	70.7	69.8	-0.9
7056	159110.52	434883.30	70.2	69.3	-0.9
7057	159012.28	434864.75	70.9	69.9	-1.0
7058	158913.26	434850.91	71.3	70.3	-1.0
7059	158813.52	434843.85	71.0	70.1	-0.9
7060	158713.73	434837.35	70.6	69.7	-0.9
7061	158614.01	434829.86	69.4	68.6	-0.8
7062	158514.40	434821.28	68.7	67.9	-0.8
7063	158414.45	434818.47	68.0	67.3	-0.7
7064	158315.39	434829.04	66.1	65.1	-1.0
7065	158218.30	434852.84	62.9	61.7	-1.2
7066	158119.59	434865.51	60.6	59.3	-1.3
7067	158022.61	434842.90	64.1	63.1	-1.0
7068	157927.42	434812.28	62.3	60.9	-1.4
7069	157831.79	434783.03	66.7	65.8	-0.9
7070	157733.91	434763.06	66.4	65.5	-0.9
7071	157635.43	434747.67	67.8	66.9	-0.9
7072	157536.16	434739.19	68.4	67.4	-1.0
7073	157436.55	434730.31	69.5	68.6	-0.9
7074	157337.06	434720.24	69.5	68.6	-0.9
7075	157237.45	434711.47	68.8	67.8	-1.0
7076	157137.77	434703.41	68.8	67.9	-0.9
7077	157038.14	434694.81	68.2	67.3	-0.9
7078	156938.51	434686.18	69.4	68.5	-0.9



Akoestisch onderzoek snelheidsverhoging naar 130 km/h in 2016

**Overzicht resultaten Traject A15 Meteren – knooppunt Valburg**

referentiepunt			Geluidproductie- plafond in dB	Geluidproductie in 2016	
ID	X	Y		Waarde	verschil tov GPP
7079	156838.88	434677.56	68.9	68.0	-0.9
7080	156739.29	434668.57	69.1	68.1	-1.0
7081	156639.75	434659.01	69.1	68.2	-0.9
7082	156540.48	434646.91	69.8	68.8	-1.0
7083	156441.63	434631.83	69.9	68.9	-1.0
7084	156343.20	434614.27	69.2	68.3	-0.9
7085	156245.75	434591.82	69.6	68.6	-1.0
7086	156148.78	434567.37	69.4	68.4	-1.0
7087	156051.95	434542.38	69.9	68.9	-1.0
7088	155956.38	434512.96	70.2	69.2	-1.0
7089	155861.22	434482.23	70.6	69.6	-1.0
7090	155766.77	434449.41	70.4	69.4	-1.0
7091	155674.30	434411.38	68.6	67.7	-0.9
7092	155583.19	434370.15	68.8	67.8	-1.0
7093	155494.01	434324.93	68.6	67.7	-0.9
7094	155406.65	434276.34	68.7	67.8	-0.9
7095	155321.54	434223.84	69.1	68.2	-0.9
7096	155238.12	434168.73	69.9	68.9	-1.0
7097	155156.10	434111.51	69.5	68.6	-0.9
7098	155074.55	434053.63	69.1	68.2	-0.9
7099	154993.65	433994.86	68.0	67.2	-0.8
7100	154910.15	433940.08	68.2	67.5	-0.7
7101	154822.84	433891.44	66.4	65.7	-0.7
7102	154732.12	433849.67	63.5	62.6	-0.9
7103	154650.59	433791.86	63.7	62.9	-0.8
7104	154575.93	433725.50	63.2	62.4	-0.8
7105	154511.88	433648.73	66.3	65.7	-0.6
7106	154441.92	433577.51	68.1	67.5	-0.6
7107	154366.08	433512.53	68.5	67.7	-0.8
7108	154287.01	433451.30	68.3	67.4	-0.9
7109	154207.38	433390.82	68.0	67.1	-0.9
7110	154129.10	433328.58	68.5	67.6	-0.9
7111	154049.86	433267.58	69.5	68.5	-1.0
7112	153970.74	433206.42	69.6	68.7	-0.9
7113	153891.58	433145.32	69.7	68.7	-1.0
7114	153811.42	433085.54	69.4	68.4	-1.0
7115	153731.27	433025.74	69.7	68.8	-0.9
7116	153650.98	432966.13	69.6	68.7	-0.9
7117	153570.63	432906.59	69.7	68.8	-0.9
7118	153490.21	432847.15	69.7	68.7	-1.0
7119	153409.70	432787.83	69.5	68.6	-0.9
7120	153329.45	432728.16	69.3	68.3	-1.0
7121	153249.20	432668.50	68.4	67.5	-0.9
7122	153168.84	432608.97	67.8	66.9	-0.9
7123	153088.75	432549.10	69.7	68.7	-1.0
7124	153009.30	432488.38	70.1	69.2	-0.9

Akoestisch onderzoek snelheidsverhoging naar 130 km/h in 2016

**Overzicht resultaten Traject A15 Meteren – knooppunt Valburg**

referentiepunt			Geluidproductie- plafond in dB	Geluidproductie in 2016	
ID	X	Y		Waarde	verschil tov GPP
7125	152931.30	432425.83	70.4	69.4	-1.0
7126	152854.70	432361.54	70.6	69.6	-1.0
7127	152777.36	432298.16	70.7	69.7	-1.0
7128	152700.96	432233.62	70.5	69.5	-1.0
7129	152623.92	432169.88	70.7	69.7	-1.0
7130	152546.45	432106.63	69.9	68.9	-1.0
7131	152469.74	432042.49	70.0	69.0	-1.0
7132	152393.34	431977.96	69.7	68.7	-1.0
7133	152316.81	431913.60	70.3	69.4	-0.9
7134	152233.97	431858.01	69.1	68.2	-0.9
7135	152153.54	431798.59	69.1	68.2	-0.9
7136	152070.50	431743.20	67.7	66.8	-0.9
7137	151982.60	431695.56	62.9	61.9	-1.0
7138	151903.16	431635.37	62.0	60.9	-1.1
7139	151829.15	431568.13	60.5	59.5	-1.0
7140	151754.13	431502.01	58.6	57.6	-1.0
7141	151679.83	431435.08	62.2	61.1	-1.1
7142	151610.35	431363.18	63.4	62.3	-1.1
7143	151539.99	431292.16	65.6	64.5	-1.1
7144	151467.50	431223.28	68.1	67.0	-1.1
7145	151393.45	431156.08	71.1	70.0	-1.1
7146	151318.68	431089.71	71.3	70.1	-1.2
7147	151241.81	431025.88	71.3	70.2	-1.1
7148	151159.67	430968.92	70.4	69.2	-1.2
7149	151075.60	430914.77	69.5	68.4	-1.1
7150	150988.09	430866.43	66.7	65.7	-1.0
7151	150897.92	430823.22	66.6	65.5	-1.1
7152	150806.31	430783.14	64.8	63.8	-1.0
7153	150713.02	430747.15	64.5	63.5	-1.0
7154	150619.55	430711.59	68.7	67.6	-1.1
7155	150525.57	430677.41	69.4	68.3	-1.1
7156	150431.51	430643.46	69.5	68.4	-1.1
7157	150337.45	430609.50	69.0	67.9	-1.1
7158	150242.21	430579.34	68.1	66.9	-1.2
7159	150146.06	430551.88	66.8	65.6	-1.2
7160	150049.96	430524.23	66.3	65.2	-1.1
7161	149954.23	430495.32	65.3	64.1	-1.2
7162	149856.22	430477.11	61.5	60.3	-1.2
7163	149761.36	430446.38	60.3	59.1	-1.2
7164	149667.98	430410.67	60.7	59.6	-1.1
7165	149575.20	430373.35	63.5	62.4	-1.1
7166	149484.98	430330.73	66.6	65.5	-1.1
7167	149393.83	430290.07	67.4	66.3	-1.1
7168	149300.92	430253.09	67.6	66.6	-1.0
7169	149213.52	430205.38	68.8	67.9	-0.9
7170	149117.58	430177.29	68.7	67.9	-0.8

Akoestisch onderzoek snelheidsverhoging naar 130 km/h in 2016

**Overzicht resultaten Traject A15 Meteren – knooppunt Valburg**

referentiepunt			Geluidproductie- plafond in dB	Geluidproductie in 2016	
ID	X	Y		Waarde	verschil tov GPP
7171	149020.14	430154.91	69.2	68.4	-0.8
7172	148921.68	430137.46	68.6	67.8	-0.8
7173	148822.68	430123.40	68.8	68.0	-0.8
7174	148722.95	430116.19	68.8	68.1	-0.7
7175	148622.99	430113.49	68.4	67.6	-0.8
7176	148523.02	430110.96	68.7	67.9	-0.8
7177	148423.05	430108.47	69.2	68.4	-0.8
7178	148323.06	430107.20	69.3	68.5	-0.8
7179	148223.06	430105.92	69.2	68.4	-0.8
7180	148123.07	430104.48	68.8	68.0	-0.8
7181	148023.12	430101.34	68.8	68.1	-0.7
7182	147923.15	430099.10	68.5	67.7	-0.8
7183	147823.17	430096.87	67.5	66.7	-0.8
7184	147723.17	430096.50	63.7	63.0	-0.7
7185	147623.19	430094.60	66.3	65.6	-0.7
7186	147523.22	430092.02	68.0	67.3	-0.7
7187	147423.27	430088.84	68.5	67.8	-0.7
7188	147323.31	430086.05	68.5	67.8	-0.7
7189	147223.33	430084.34	69.4	68.8	-0.6
7233	147259.67	429963.86	69.1	68.4	-0.7
7234	147359.70	429966.25	68.7	68.0	-0.7
7235	147458.16	429949.73	66.6	65.9	-0.7
7236	147538.00	429891.24	63.0	62.2	-0.8
7237	147619.20	429837.33	60.6	59.8	-0.8
7238	147677.13	429906.55	62.8	62.0	-0.8
7239	147725.62	429973.26	67.5	66.7	-0.8
7240	147825.67	429974.89	67.9	67.1	-0.8
7241	147925.72	429976.54	68.2	67.4	-0.8
7242	148025.71	429980.15	68.6	67.8	-0.8
7243	148125.73	429982.92	68.8	68.0	-0.8
7244	148225.77	429985.17	69.1	68.2	-0.9
7245	148325.80	429987.41	69.2	68.3	-0.9
7246	148425.84	429989.62	69.1	68.3	-0.8
7247	148525.88	429991.55	68.9	68.1	-0.8
7248	148625.89	429992.83	68.4	67.6	-0.8
7249	148720.19	429992.86	67.5	66.7	-0.8
7250	148821.20	430001.04	67.2	66.4	-0.8
7251	148918.76	430012.67	67.9	67.1	-0.8
7252	149017.04	430030.85	68.1	67.2	-0.9
7253	149109.11	430051.98	68.9	68.1	-0.8
7254	149206.08	430076.46	68.6	67.7	-0.9
7255	149301.00	430108.09	69.4	68.4	-1.0
7256	149395.22	430141.77	69.4	68.3	-1.1
7257	149489.27	430175.92	69.3	68.3	-1.0
7258	149583.31	430210.09	68.9	67.9	-1.0
7259	149677.36	430244.24	68.3	67.2	-1.1

Akoestisch onderzoek snelheidsverhoging naar 130 km/h in 2016

**Overzicht resultaten Traject A15 Meteren – knooppunt Valburg**

referentiepunt			Geluidproductie- plafond in dB	Geluidproductie in 2016	
ID	X	Y		Waarde	verschil tov GPP
7261	149820.63	430154.29	60.2	59.1	-1.1
7262	149918.15	430176.41	60.7	59.6	-1.1
7263	150013.90	430204.71	60.7	59.5	-1.2
7264	150092.88	430265.23	61.4	60.2	-1.2
7265	150154.07	430344.37	63.5	62.3	-1.2
7266	150224.99	430414.26	66.2	65.0	-1.2
7267	150312.75	430461.58	67.8	66.6	-1.2
7268	150403.68	430502.60	68.9	67.7	-1.2
7269	150496.65	430539.03	69.2	68.1	-1.1
7270	150590.72	430573.14	69.3	68.1	-1.2
7271	150684.69	430607.50	69.2	68.0	-1.2
7272	150778.50	430642.32	69.0	67.9	-1.1
7273	150871.76	430678.51	69.7	68.5	-1.2
7274	150963.22	430719.05	69.9	68.8	-1.1
7275	151053.14	430762.93	69.8	68.7	-1.1
7276	151140.39	430811.90	69.9	68.8	-1.1
7277	151224.67	430865.82	70.3	69.1	-1.2
7278	151306.62	430923.20	70.7	69.6	-1.1
7279	151385.11	430985.20	70.9	69.8	-1.1
7280	151462.23	431048.95	70.8	69.7	-1.1
7281	151538.89	431113.25	70.7	69.6	-1.1
7282	151615.56	431177.55	70.4	69.3	-1.1
7283	151692.73	431241.24	70.8	69.7	-1.1
7284	151770.06	431304.74	70.8	69.7	-1.1
7285	151847.42	431368.20	70.8	69.7	-1.1
7286	151924.89	431431.53	69.6	68.5	-1.1
7287	152002.84	431494.24	69.4	68.4	-1.0
7288	152080.61	431557.16	69.3	68.3	-1.0
7289	152162.02	431614.96	68.6	67.7	-0.9
7290	152249.68	431621.07	65.2	64.3	-0.9
7292	152359.01	431669.52	63.7	62.8	-0.9
7293	152334.00	431754.71	68.6	67.6	-1.0
7294	152404.60	431825.53	69.6	68.7	-0.9
7295	152482.42	431888.42	69.6	68.7	-0.9
7296	152559.10	431952.71	69.9	68.9	-1.0
7297	152634.51	432018.47	70.4	69.4	-1.0
7298	152709.80	432084.32	70.8	69.8	-1.0
7299	152786.91	432148.09	70.9	69.9	-1.0
7300	152864.04	432211.83	70.5	69.5	-1.0
7301	152941.35	432275.35	70.5	69.5	-1.0
7302	153018.91	432338.58	70.2	69.2	-1.0
7303	153096.71	432401.49	70.1	69.1	-1.0
7304	153175.87	432462.68	69.6	68.6	-1.0
7305	153255.94	432522.69	69.5	68.5	-1.0
7306	153336.58	432581.92	69.5	68.5	-1.0
7307	153417.24	432641.13	69.4	68.4	-1.0

Akoestisch onderzoek snelheidsverhoging naar 130 km/h in 2016

**Overzicht resultaten Traject A15 Meteren – knooppunt Valburg**

referentiepunt			Geluidproductie- plafond in dB	Geluidproductie in 2016	
ID	X	Y		Waarde	verschil tov GPP
7308	153497.51	432700.87	69.4	68.5	-0.9
7309	153577.69	432760.72	69.5	68.6	-0.9
7310	153658.33	432819.96	69.6	68.6	-1.0
7311	153738.76	432879.49	69.4	68.5	-0.9
7312	153818.73	432939.63	69.7	68.7	-1.0
7313	153898.69	432999.79	69.6	68.6	-1.0
7314	153978.33	433060.35	69.5	68.6	-0.9
7315	154057.67	433121.33	69.4	68.4	-1.0
7316	154137.00	433182.31	69.1	68.2	-0.9
7317	154216.20	433243.46	68.8	67.9	-0.9
7318	154295.27	433304.77	68.5	67.6	-0.9
7319	154375.73	433364.25	68.4	67.5	-0.9
7320	154455.75	433424.30	68.2	67.4	-0.8
7321	154533.84	433486.80	68.2	67.5	-0.7
7322	154629.67	433508.26	65.8	65.1	-0.7
7323	154728.55	433508.98	64.0	63.2	-0.8
7324	154809.36	433566.61	62.6	61.8	-0.8
7325	154770.42	433677.64	67.3	66.6	-0.7
7326	154848.47	433733.66	67.6	67.0	-0.6
7327	154928.03	433794.35	68.5	67.8	-0.7
7328	155007.78	433854.78	68.6	67.9	-0.7
7329	155088.32	433914.15	68.6	67.7	-0.9
7330	155169.43	433972.74	69.1	68.2	-0.9
7331	155251.35	434030.20	69.1	68.2	-0.9
7332	155333.77	434086.92	68.9	68.0	-0.9
7333	155417.57	434141.56	67.8	66.8	-1.0
7334	155503.53	434192.73	59.2	58.2	-1.0
7335	155592.02	434239.42	56.4	55.3	-1.1
7336	155682.10	434282.90	55.9	54.8	-1.1
7337	155774.30	434321.69	54.7	53.5	-1.2
7338	155867.79	434357.35	55.1	53.9	-1.2
7339	155963.13	434387.70	53.9	52.7	-1.2
7340	156059.23	434415.52	53.5	52.3	-1.2
7341	156155.47	434442.93	54.0	52.8	-1.2
7342	156251.93	434469.40	52.8	51.6	-1.2
7343	156349.65	434490.84	54.6	53.4	-1.2
7344	156447.96	434509.46	54.7	53.5	-1.2
7345	156546.73	434525.42	53.8	52.6	-1.2
7346	156646.10	434536.96	53.5	52.3	-1.2
7347	156745.80	434545.49	52.5	51.3	-1.2
7348	156845.51	434553.90	53.6	52.4	-1.2
7349	156945.23	434562.12	53.7	52.6	-1.1
7350	157044.95	434570.33	54.3	53.1	-1.2
7351	157144.67	434578.54	55.6	54.5	-1.1
7352	157244.35	434587.35	53.9	52.8	-1.1
7353	157344.02	434596.17	54.5	53.3	-1.2

Akoestisch onderzoek snelheidsverhoging naar 130 km/h in 2016

**Overzicht resultaten Traject A15 Meteren – knooppunt Valburg**

referentiepunt			Geluidproductie- plafond in dB	Geluidproductie in 2016	
ID	X	Y		Waarde	verschil tov GPP
7354	157443.69	434604.98	54.5	53.4	-1.1
7355	157543.36	434613.80	54.1	53.0	-1.1
7356	157643.04	434622.54	54.6	53.5	-1.1
7357	157742.72	434631.11	55.1	54.0	-1.1
7358	157842.72	434634.65	54.3	53.2	-1.1
7359	157942.72	434637.25	53.1	51.9	-1.2
7360	158039.33	434613.01	53.1	52.1	-1.0
7361	158137.61	434597.55	57.1	55.7	-1.4
7362	158230.61	434633.62	58.7	57.5	-1.2
7363	158324.63	434667.51	62.0	61.2	-0.8
7364	158423.25	434683.68	62.9	62.1	-0.8
7365	158522.20	434697.41	64.0	63.2	-0.8
7366	158621.92	434705.57	63.2	62.3	-0.9
7367	158721.64	434713.79	60.9	59.9	-1.0
7368	158821.27	434723.02	60.7	59.8	-0.9
7369	158920.91	434732.22	60.1	59.1	-1.0
7370	159020.20	434744.30	64.2	63.3	-0.9
7371	159118.67	434761.98	64.9	64.0	-0.9
7372	159215.77	434785.91	67.0	66.2	-0.8
7373	159311.15	434816.10	67.5	66.8	-0.7
7374	159404.94	434850.91	68.7	67.9	-0.8
7375	159498.27	434886.99	70.6	69.8	-0.8
7376	159591.61	434923.06	63.9	63.2	-0.7
7377	159684.92	434959.18	66.9	66.2	-0.7
7378	159778.32	434995.06	67.7	67.0	-0.7
7379	159872.17	435029.75	68.1	67.4	-0.7
7380	159965.39	435066.10	68.9	68.2	-0.7
7381	160058.71	435102.20	68.1	67.3	-0.8
7382	160152.38	435137.39	67.3	66.6	-0.7
7383	160245.63	435173.68	67.1	66.4	-0.7
7384	160338.80	435210.17	67.7	66.9	-0.8
7385	160431.98	435246.63	67.8	67.1	-0.7
7386	160525.28	435282.78	68.1	67.3	-0.8
7387	160618.47	435319.22	67.8	67.1	-0.7
7388	160711.78	435355.35	67.1	66.4	-0.7
7389	160805.09	435391.47	68.4	67.6	-0.8
7390	160898.15	435428.24	68.4	67.6	-0.8
7391	160991.00	435465.51	68.7	67.9	-0.8
7392	161081.93	435507.20	69.1	68.3	-0.8
7393	161170.14	435554.36	69.4	68.6	-0.8
7394	161255.07	435607.19	69.4	68.6	-0.8
7395	161339.57	435660.75	69.0	68.2	-0.8
7396	161422.83	435716.26	68.7	67.9	-0.8
7397	161506.94	435770.25	68.1	67.3	-0.8
7398	161596.40	435814.59	67.0	66.1	-0.9
7399	161694.44	435798.18	64.1	63.3	-0.8

Akoestisch onderzoek snelheidsverhoging naar 130 km/h in 2016

**Overzicht resultaten Traject A15 Meteren – knooppunt Valburg**

referentiepunt			Geluidproductie- plafond in dB	Geluidproductie in 2016	
ID	X	Y		Waarde	verschil tov GPP
7400	161789.60	435821.29	63.5	62.7	-0.8
7401	161873.25	435876.18	62.0	61.1	-0.9
7402	161956.31	435931.97	62.4	61.4	-1.0
7404	161988.87	436099.16	68.4	67.1	-1.3
7405	162071.54	436155.53	69.9	68.5	-1.4
7406	162154.20	436211.92	70.1	68.8	-1.3
7407	162237.32	436267.61	70.0	68.8	-1.2
7408	162320.95	436322.55	70.2	68.9	-1.3
7409	162404.63	436377.41	70.1	68.9	-1.2
7410	162488.17	436432.49	69.8	68.6	-1.2
7411	162571.56	436487.78	69.6	68.4	-1.2
7412	162654.03	436544.45	69.6	68.4	-1.2
7413	162736.95	436600.44	69.6	68.4	-1.2
7414	162823.23	436651.02	69.4	68.2	-1.2
7415	162912.77	436695.65	69.5	68.3	-1.2
7416	163005.30	436733.55	69.6	68.4	-1.2
7417	163100.54	436764.16	69.5	68.3	-1.2
7418	163197.55	436788.55	69.5	68.3	-1.2
7419	163295.22	436810.29	69.4	68.2	-1.2
7420	163392.89	436832.04	69.5	68.2	-1.3
7421	163490.57	436853.76	69.5	68.2	-1.3
7422	163588.37	436874.90	69.5	68.3	-1.2
7423	163686.20	436895.89	69.5	68.3	-1.2
7424	163784.94	436911.67	69.5	68.3	-1.2
7425	163884.60	436919.87	69.6	68.3	-1.3
7426	163984.63	436922.30	69.5	68.2	-1.3
7427	164084.67	436923.78	69.3	68.1	-1.2
7428	164184.72	436925.28	69.4	68.2	-1.2
7429	164284.77	436926.69	69.3	68.1	-1.2
7430	164384.83	436927.79	69.1	67.9	-1.2
7431	164484.88	436928.88	68.9	67.7	-1.2
7432	164584.94	436929.50	69.1	67.9	-1.2
7433	164684.98	436928.41	69.1	67.9	-1.2
7434	164784.96	436924.74	68.8	67.6	-1.2
7435	164884.59	436915.59	68.3	67.2	-1.1
7436	164983.69	436901.85	68.1	66.9	-1.2
7437	165081.73	436882.00	67.7	66.5	-1.2
7438	165178.73	436857.50	66.3	65.2	-1.1
7439	165275.17	436830.82	66.8	65.7	-1.1
7440	165371.24	436802.85	67.3	66.2	-1.1
7441	165468.03	436777.51	68.4	67.2	-1.2
7442	165565.46	436754.77	68.8	67.7	-1.1
7443	165663.91	436736.94	68.9	67.7	-1.2
7444	165763.07	436723.66	69.0	67.8	-1.2
7445	165862.71	436714.65	69.1	67.9	-1.2
7446	165962.70	436711.05	69.3	68.1	-1.2

Akoestisch onderzoek snelheidsverhoging naar 130 km/h in 2016

**Overzicht resultaten Traject A15 Meteren – knooppunt Valburg**

referentiepunt			Geluidproductie- plafond in dB	Geluidproductie in 2016	
ID	X	Y		Waarde	verschil tov GPP
7447	166062.76	436710.87	69.4	68.1	-1.3
7448	166162.77	436713.63	69.4	68.2	-1.2
7449	166262.74	436717.53	69.4	68.2	-1.2
7450	166362.73	436721.26	69.3	68.1	-1.2
7451	166462.73	436724.76	69.4	68.2	-1.2
7452	166562.73	436728.33	69.2	68.0	-1.2
7453	166662.70	436732.34	69.3	68.1	-1.2
7454	166762.71	436735.46	69.1	67.9	-1.2
7455	166862.71	436739.03	69.1	67.9	-1.2
7456	166962.70	436742.57	68.9	67.7	-1.2
7457	167062.74	436744.93	68.7	67.5	-1.2
7458	167162.73	436748.40	68.6	67.4	-1.2
7459	167262.70	436752.65	67.7	66.5	-1.2
7460	167362.62	436757.91	68.2	67.0	-1.2
7461	167462.58	436762.49	67.9	66.7	-1.2
7462	167562.55	436766.50	67.0	65.8	-1.2
7463	167662.56	436769.51	66.4	65.3	-1.1
7464	167701.87	436698.76	63.2	62.1	-1.1
7465	167732.26	436615.54	60.8	59.8	-1.0
7467	167931.61	436625.71	63.3	62.3	-1.0
7468	168025.03	436659.03	63.2	62.3	-0.9
7469	168099.98	436724.92	64.3	63.6	-0.7
7470	168186.84	436772.89	65.9	65.2	-0.7
7471	168285.89	436785.24	66.8	65.9	-0.9
7472	168385.43	436794.42	67.3	66.3	-1.0
7473	168485.23	436799.76	68.0	66.8	-1.2
7474	168585.23	436803.23	68.3	67.1	-1.2
7475	168685.22	436806.91	68.2	67.0	-1.2
7476	168784.80	436816.27	68.3	67.1	-1.2
7477	168883.22	436834.21	68.5	67.3	-1.2
7478	168981.03	436855.32	68.4	67.2	-1.2
7479	169078.20	436879.19	67.8	66.7	-1.1
7480	169175.29	436903.38	68.1	66.9	-1.2
7481	169272.18	436928.35	68.2	67.0	-1.2
7482	169369.72	436950.31	67.7	66.5	-1.2
7483	169467.70	436970.41	66.6	65.4	-1.2
7484	169562.65	437003.05	67.8	66.6	-1.2
7485	169660.51	437027.05	68.0	66.8	-1.2
7486	169758.41	437048.67	67.9	66.7	-1.2
7487	169856.01	437074.25	67.9	66.8	-1.1
7488	169954.60	437096.43	68.1	66.9	-1.2
7489	170062.82	437122.95	68.2	67.0	-1.2
7491	170169.50	437143.32	68.6	67.3	-1.3
7492	170275.42	437152.73	68.3	67.1	-1.2
7493	170383.58	437158.26	68.6	67.4	-1.2
7494	170483.61	437157.16	68.7	67.5	-1.2



Akoestisch onderzoek snelheidsverhoging naar 130 km/h in 2016

**Overzicht resultaten Traject A15 Meteren – knooppunt Valburg**

referentiepunt			Geluidproductie- plafond in dB	Geluidproductie in 2016	
ID	X	Y		Waarde	verschil tov GPP
7495	170583.46	437150.92	68.6	67.4	-1.2
7496	170682.94	437140.26	68.9	67.7	-1.2
7497	170782.14	437127.19	68.7	67.5	-1.2
7498	170881.38	437114.44	68.8	67.6	-1.2
7499	170980.62	437101.67	68.7	67.5	-1.2
7500	171079.87	437088.91	68.9	67.6	-1.3
7501	171179.13	437076.30	68.9	67.6	-1.3
7502	171278.42	437063.87	68.9	67.6	-1.3
7503	171377.70	437051.42	68.8	67.6	-1.2
7504	171476.98	437038.99	68.8	67.6	-1.2
7505	171576.27	437026.56	68.7	67.4	-1.3
7506	171675.53	437013.98	68.8	67.5	-1.3
7507	171774.79	437001.34	68.7	67.4	-1.3
7508	171874.05	436988.69	68.7	67.5	-1.2
7509	171973.31	436976.05	68.1	66.9	-1.2
7510	172072.57	436963.41	68.0	66.8	-1.2
7511	172171.33	436948.32	67.7	66.4	-1.3
7512	172268.40	436926.54	67.1	65.8	-1.3
7513	172364.14	436898.57	66.3	65.0	-1.3
7514	172447.82	436844.13	64.0	62.7	-1.3
7515	172535.39	436796.78	62.5	61.4	-1.1
7516	172632.22	436772.05	62.0	60.9	-1.1
7517	172730.11	436751.36	61.3	60.2	-1.1
7518	172828.89	436742.59	60.2	59.0	-1.2
7519	172864.04	436826.99	62.9	61.7	-1.2
7520	172950.97	436851.47	66.8	65.6	-1.2
7521	173050.07	436837.64	67.8	66.7	-1.1
7522	173149.37	436825.39	68.4	67.3	-1.1
7523	173248.68	436813.18	67.9	66.8	-1.1
7524	173348.05	436801.43	67.5	66.4	-1.1
7525	173447.31	436788.78	67.5	66.4	-1.1
7526	173546.57	436776.13	67.9	66.8	-1.1
7527	173645.83	436763.57	68.2	67.1	-1.1
7528	173745.10	436751.01	68.4	67.3	-1.1
7529	173844.33	436738.13	68.6	67.4	-1.2
7530	173943.55	436725.15	68.4	67.2	-1.2
7531	174042.78	436712.32	68.2	67.0	-1.2
7532	174142.06	436699.85	68.1	67.0	-1.1
7533	174241.51	436688.82	68.2	67.0	-1.2
7534	174340.84	436676.76	68.1	66.9	-1.2
7535	174440.06	436663.81	67.7	66.5	-1.2
7536	174539.25	436650.80	68.0	66.8	-1.2
7537	174638.50	436638.16	67.8	66.6	-1.2
7538	174737.76	436625.50	68.4	67.2	-1.2
7539	174837.02	436612.84	68.5	67.3	-1.2
7540	174936.27	436600.18	68.6	67.4	-1.2

Akoestisch onderzoek snelheidsverhoging naar 130 km/h in 2016

**Overzicht resultaten Traject A15 Meteren – knooppunt Valburg**

referentiepunt			Geluidproductie- plafond in dB	Geluidproductie in 2016	
ID	X	Y		Waarde	verschil tov GPP
7541	175035.55	436587.67	68.5	67.3	-1.2
7542	175134.85	436575.35	68.6	67.4	-1.2
7543	175234.14	436563.01	68.4	67.3	-1.1
7544	175333.44	436550.67	68.4	67.2	-1.2
7545	175432.74	436538.33	68.4	67.3	-1.1
7546	175532.23	436527.80	68.4	67.2	-1.2
7547	175631.88	436518.75	68.5	67.3	-1.2
7548	175731.64	436511.02	68.6	67.4	-1.2
7549	175831.43	436503.70	68.4	67.3	-1.1
7550	175931.22	436496.38	68.5	67.3	-1.2
7551	176030.98	436488.60	68.4	67.2	-1.2
7552	176130.70	436480.41	68.2	67.1	-1.1
7553	176230.43	436472.25	68.1	66.9	-1.2
7554	176327.33	436466.47	68.4	67.2	-1.2
7555	176426.74	436460.48	68.5	67.3	-1.2
7556	176525.19	436452.45	68.5	67.3	-1.2
7557	176623.93	436444.32	67.9	66.8	-1.1
7558	176723.69	436435.10	68.3	67.1	-1.2
7559	176823.42	436428.09	68.3	67.2	-1.1
7560	176923.23	436421.04	68.2	67.1	-1.1
7561	177023.04	436414.00	68.3	67.2	-1.1
7562	177122.86	436406.95	67.7	66.5	-1.2
7563	177222.67	436399.91	68.0	66.8	-1.2
7564	177322.48	436392.86	68.5	67.3	-1.2
7565	177422.29	436385.82	68.2	67.0	-1.2
7566	177522.06	436378.20	68.4	67.2	-1.2
7567	177621.81	436370.34	68.4	67.2	-1.2
7568	177721.61	436363.11	67.6	66.4	-1.2
7569	177821.60	436359.41	67.8	66.6	-1.2
7570	177921.65	436358.50	67.5	66.3	-1.2
7571	178021.71	436358.50	66.4	65.2	-1.2
7572	178113.65	436337.58	62.7	61.4	-1.3
7573	178195.56	436287.67	57.5	56.1	-1.4
7574	178293.31	436266.35	57.1	55.7	-1.4
7575	178392.32	436269.79	59.4	57.9	-1.5
7576	178478.07	436320.71	62.6	61.1	-1.5
7577	178567.05	436365.49	65.3	63.8	-1.5
7578	178665.57	436381.02	68.5	67.1	-1.4
7579	178765.42	436387.38	69.2	67.8	-1.4
7580	178864.90	436395.15	69.6	68.2	-1.4
7581	178970.51	436399.82	69.7	68.3	-1.4
7582	179077.38	436404.07	69.9	68.4	-1.5
28207	181068.20	435888.41	63.8	62.3	-1.5
28208	180968.41	435889.15	63.8	62.2	-1.6
28209	180871.94	435913.98	64.8	63.1	-1.7
28210	180783.86	435961.28	65.1	63.2	-1.9

Akoestisch onderzoek snelheidsverhoging naar 130 km/h in 2016

**Overzicht resultaten Traject A15 Meteren – knooppunt Valburg**

referentiepunt			Geluidproductie- plafond in dB	Geluidproductie in 2016	
ID	X	Y		Waarde	verschil tov GPP
28211	180698.95	436014.16	65.3	63.4	-1.9
28212	180615.34	436069.08	65.3	63.3	-2.0
28213	180530.95	436122.78	65.3	63.4	-1.9
28214	180447.32	436177.67	65.4	63.5	-1.9
28215	180363.61	436232.41	65.4	63.4	-2.0
28216	180277.32	436282.97	65.3	63.3	-2.0
28217	180188.04	436328.05	65.4	63.5	-1.9
28218	180096.01	436367.21	65.3	63.5	-1.8
28219	180001.26	436398.35	66.3	64.4	-1.9
28220	179906.36	436429.22	66.3	64.4	-1.9
28221	179810.58	436458.01	67.1	65.2	-1.9
28222	179713.42	436481.79	67.2	65.5	-1.7
28223	179615.26	436500.95	67.3	65.6	-1.7
28224	179516.26	436515.14	67.3	65.6	-1.7
28225	179417.09	436526.94	68.2	66.6	-1.6
28226	179317.17	436531.50	69.3	67.7	-1.6
28227	179220.91	436531.02	69.8	68.2	-1.6
28228	179189.66	436409.84	69.7	68.3	-1.4
28229	179294.05	436411.16	69.4	68.0	-1.4
28230	179400.85	436405.87	69.3	67.8	-1.5
28231	179500.54	436399.51	66.6	64.9	-1.7

Akoestisch onderzoek snelheidsverhoging naar 130 km/h in 2016

**Overzicht resultaten Traject A15 Meteren – knooppunt Valburg**

referentiepunt			Geluidproductie- plafond in dB	Geluidproductie in 2016	
ID	X	Y		Waarde	verschil tov GPP
28232	179599.58	436385.57	66.6	64.8	-1.8
28233	179697.63	436366.04	66.4	64.6	-1.8
28234	179794.62	436341.61	66.3	64.3	-2.0
28235	179890.11	436311.84	66.3	64.4	-1.9
28236	179983.92	436277.15	66.4	64.4	-2.0
28237	180076.04	436238.22	65.4	63.4	-2.0
28238	180165.70	436193.95	66.4	64.5	-1.9
28239	180253.08	436145.29	66.4	64.6	-1.8
28240	180334.08	436087.64	65.7	64.0	-1.7
28241	180415.03	436028.86	65.6	63.9	-1.7
28242	180495.97	435970.08	65.5	63.8	-1.7
28243	180576.65	435910.94	65.6	63.8	-1.8
28244	180657.36	435851.86	65.4	63.6	-1.8
28245	180737.35	435791.80	65.0	63.2	-1.8
28246	180806.47	435719.86	64.3	62.2	-2.1
28247	180855.74	435633.13	63.8	61.4	-2.4
28248	180882.23	435536.97	64.6	61.9	-2.7
28473	181244.37	435275.97	64.9	62.2	-2.7
28474	181344.11	435281.54	63.5	61.2	-2.3
28475	181443.26	435269.48	63.6	61.8	-1.8
28476	181538.55	435239.47	64.4	62.9	-1.5
28508	181668.41	435373.85	65.1	63.8	-1.3
28509	181600.88	435447.52	64.1	63.0	-1.1
28510	181545.39	435530.61	63.0	62.0	-1.0
28511	181502.48	435620.90	63.6	62.4	-1.2
59651	179128.85	436525.96	70.4	68.9	-1.5