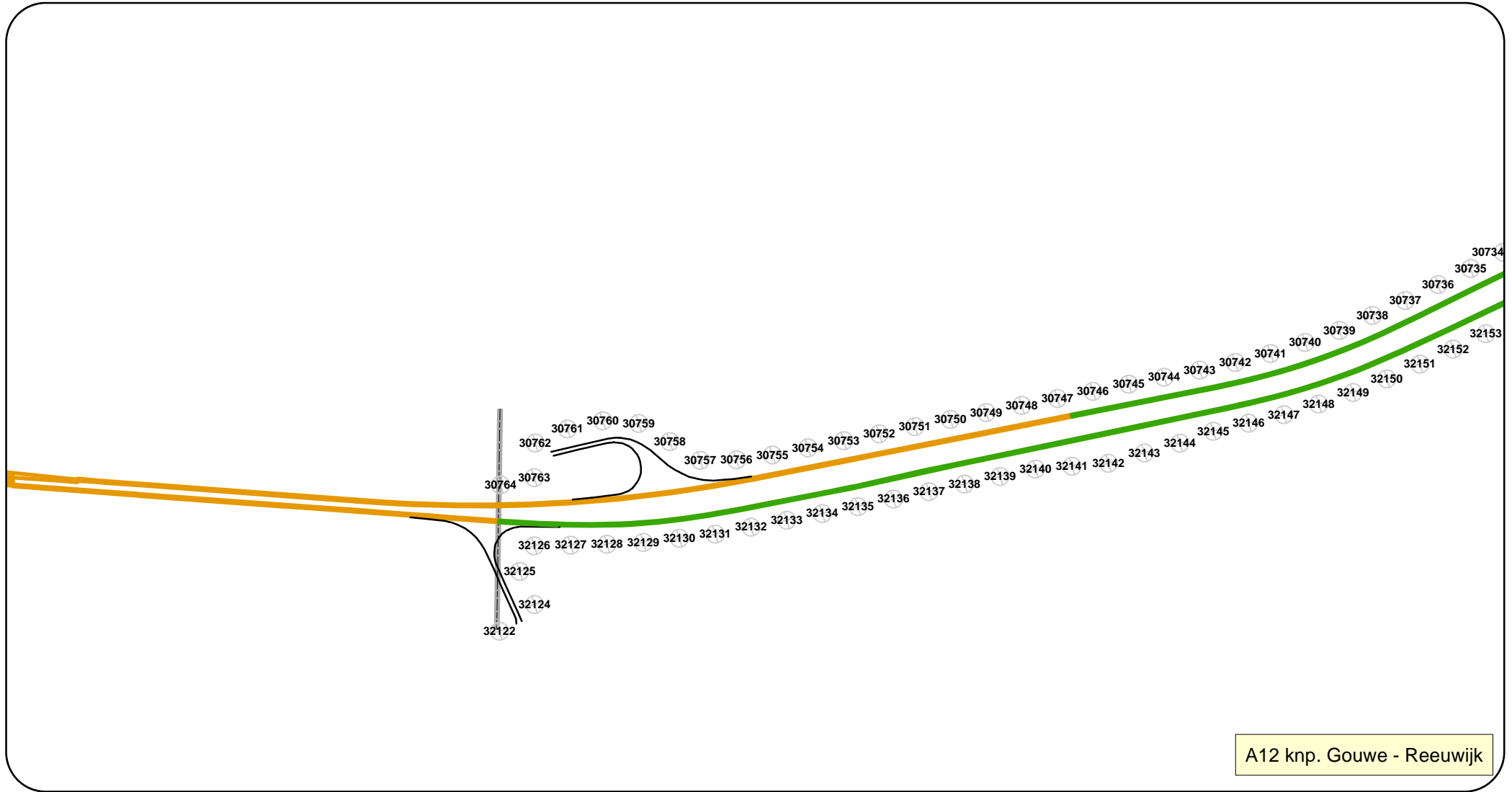


Bijlage 3

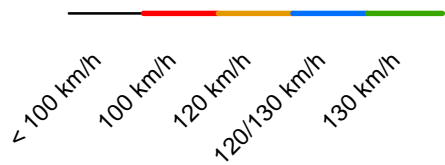
Titel

Traject A12 knooppunt Gouwe - Reeuwijk

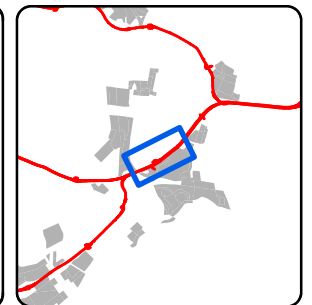



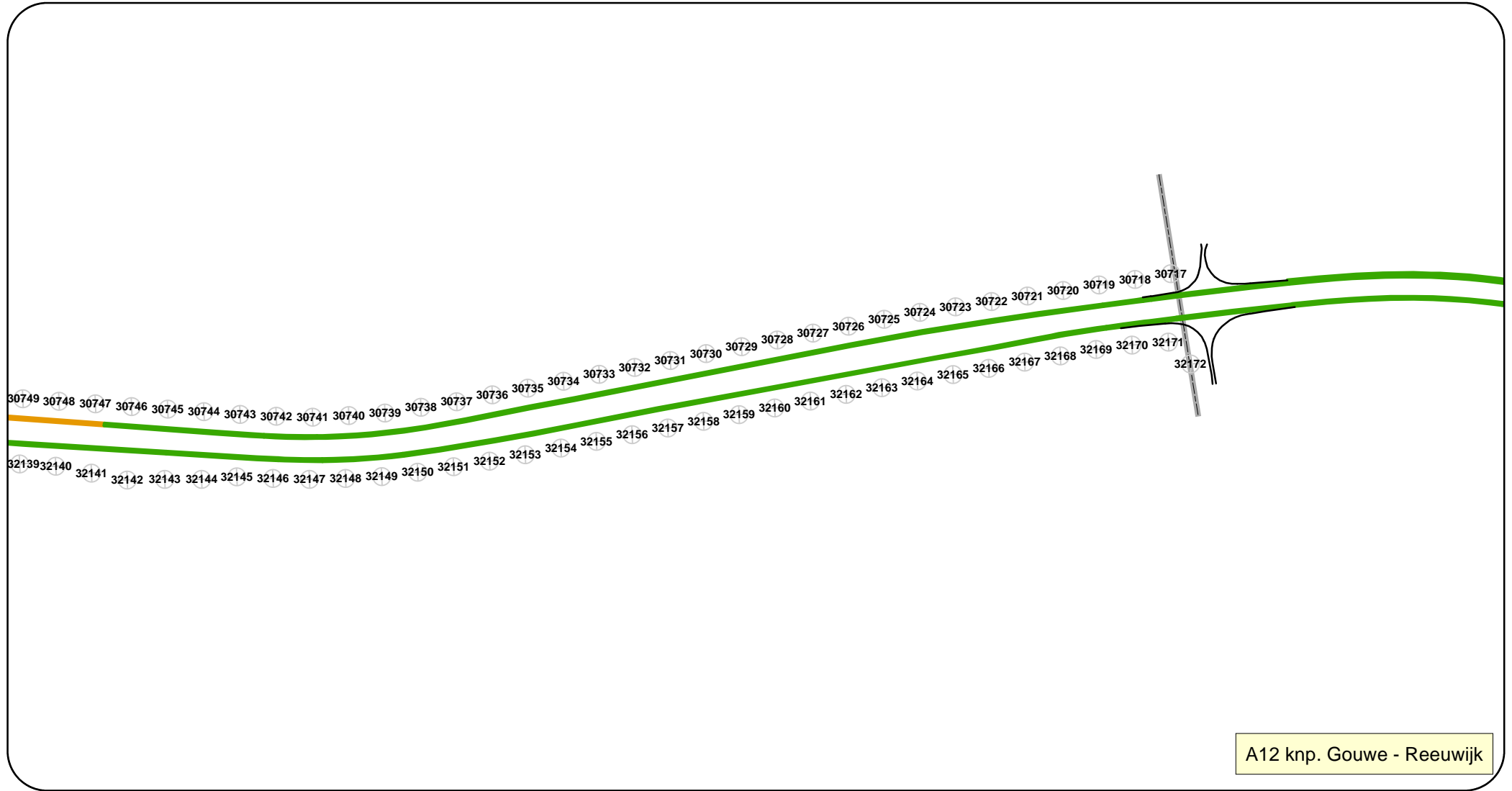
Legenda

Snelheidsbeeld na snelheidsverhoging



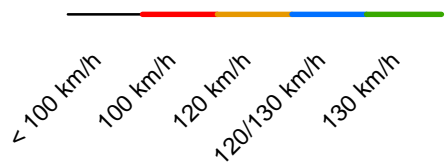
- grenzen
- ⊗ Referentiepunt



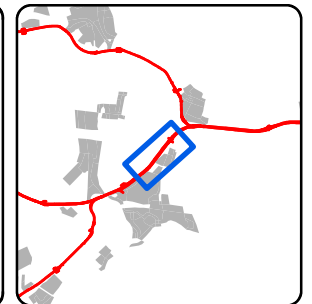




Legenda

Snelheidsbeeld na snelheidsverhoging



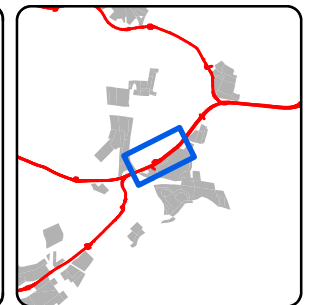

- grenzen
- ⊗ Referentiepunt

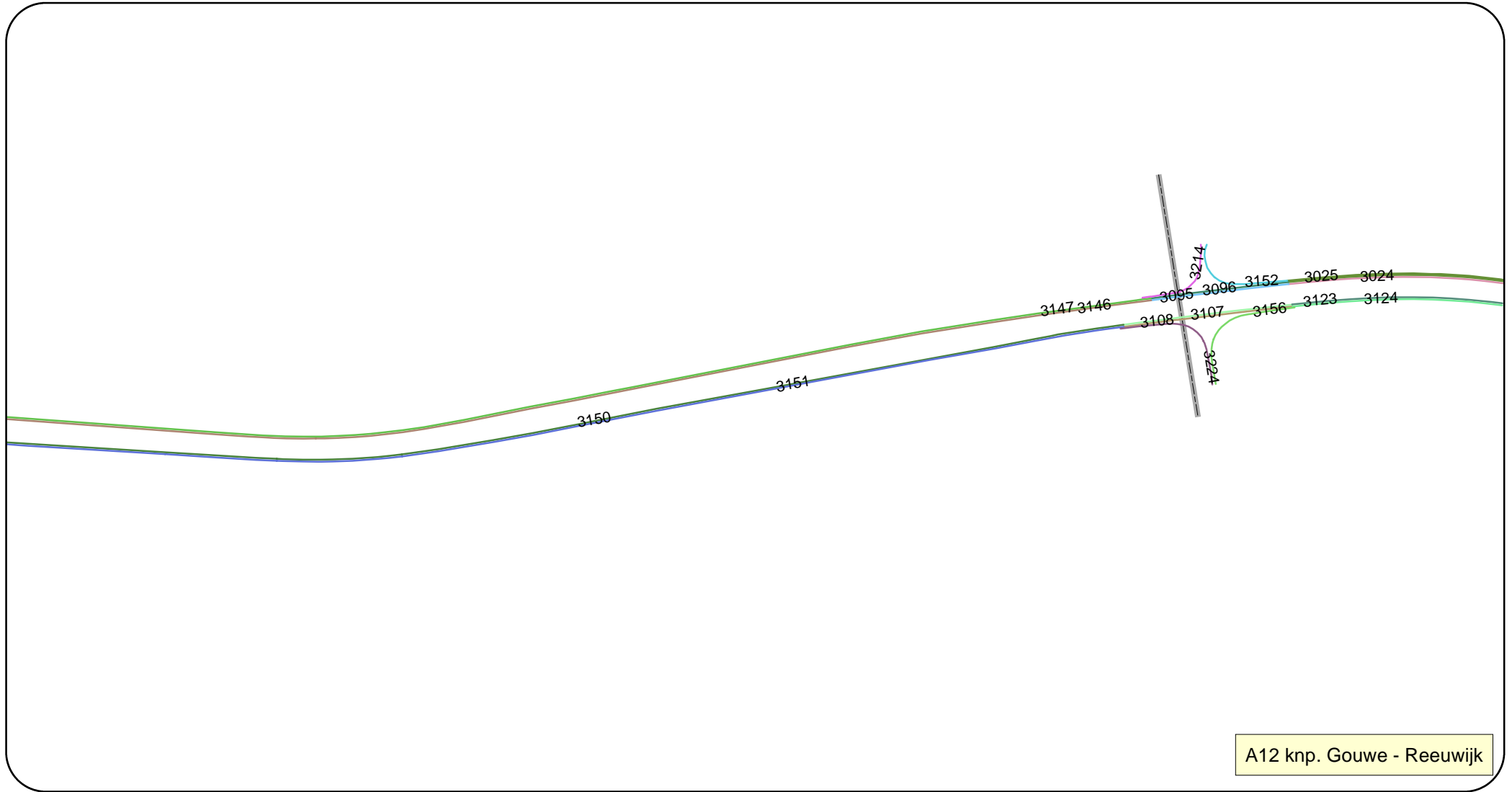




Legenda

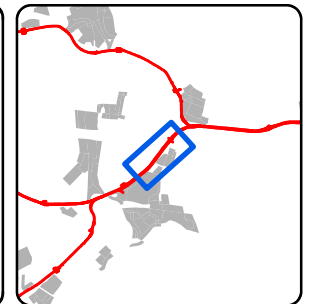

— grenzen





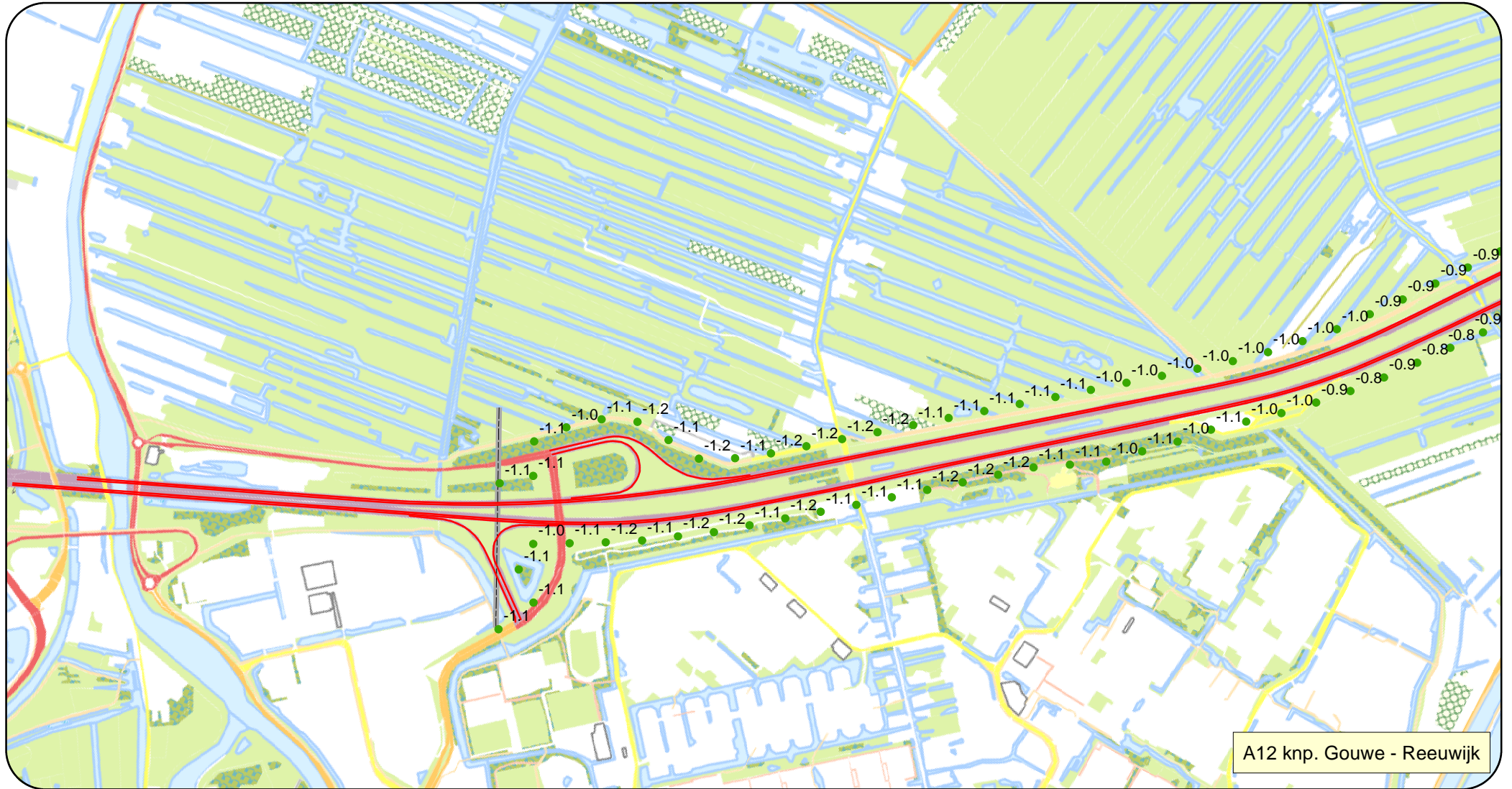
Legenda

— grenzen



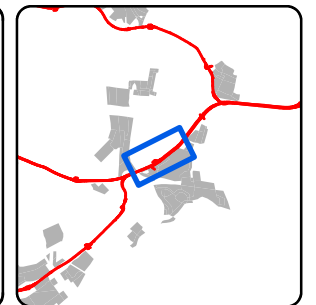

Uurintensiteiten Traject A12 knooppunt Gouwe – Reeuwijk

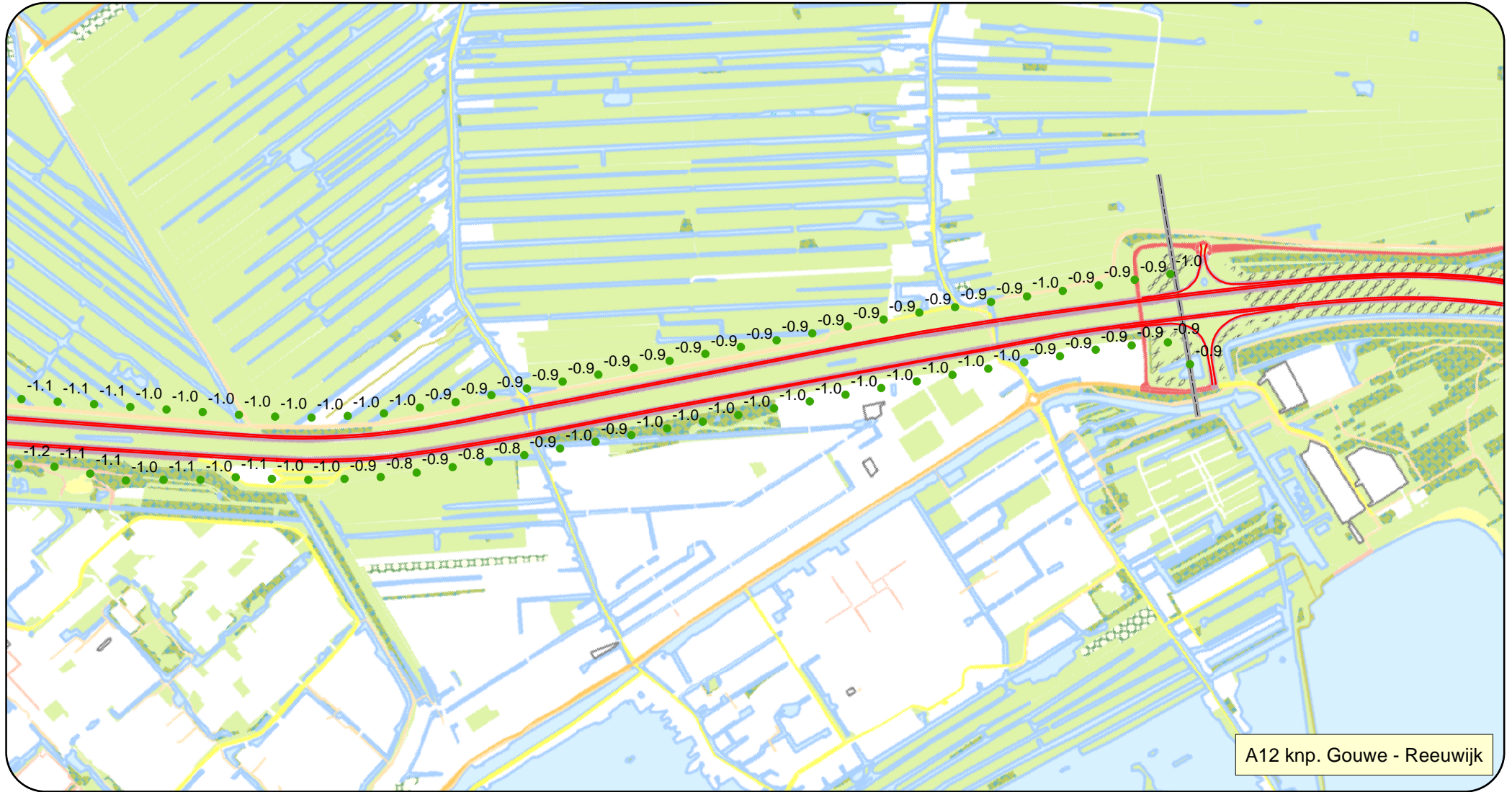
ID	peiljaar 2016								
	Dag			Avond			Nacht		
	Lichte mvt.	middelzware mvt.	zware mvt.	Lichte mvt.	middelzware mvt.	zware mvt.	Lichte mvt.	middelzware mvt.	zware mvt.
3024	1 167.7	-	-	636.0	-	-	206.7	-	-
3025	1 167.7	114.5	119.0	636.0	29.0	38.0	206.7	33.0	45.0
3095	1 666.0	-	-	916.0	-	-	296.5	-	-
3096	1 666.0	216.0	227.0	916.0	56.0	73.0	296.5	63.0	87.0
3101	1 703.0	-	-	918.5	-	-	301.5	-	-
3102	1 703.0	214.0	225.0	918.5	58.0	73.0	301.5	65.0	86.0
3107	1 742.5	-	-	838.5	-	-	319.5	-	-
3108	1 742.5	188.0	192.0	838.5	44.0	84.0	319.5	44.0	62.0
3113	1 765.5	-	-	846.5	-	-	325.0	-	-
3114	1 765.5	199.0	202.0	846.5	47.0	86.0	325.0	48.0	65.0
3123	1 835.5	-	-	885.5	-	-	336.0	-	-
3124	1 835.5	209.0	211.0	885.5	50.0	91.0	336.0	49.0	70.0
3146	1 974.5	-	-	1 060.0	-	-	348.5	-	-
3147	1 974.5	255.0	265.0	1 060.0	67.0	85.0	348.5	75.0	101.0
3150	2 042.5	-	-	978.0	-	-	369.5	-	-
3151	2 042.5	224.0	225.0	978.0	53.0	95.0	369.5	53.0	73.0
3152	208.4	2.1	2.4	117.7	0.5	1.0	39.3	0.6	0.9
3153	2 122.0	-	-	1 138.5	-	-	380.5	-	-
3154	2 122.0	249.0	258.0	1 138.5	70.0	87.0	380.5	77.0	100.0
3156	218.5	2.6	2.5	105.0	0.6	1.2	43.5	0.6	0.7
3157	2 182.0	-	-	1 056.5	-	-	400.5	-	-
3158	2 182.0	236.0	237.0	1 056.5	56.0	99.0	400.5	57.0	76.0
3187	377.4	23.2	25.8	213.2	5.7	10.5	71.3	6.7	9.5
3198	418.1	15.7	15.3	201.0	3.7	7.2	83.1	3.6	4.5
3214	481.7	51.0	56.8	272.1	12.6	23.2	90.9	14.8	20.9
3224	516.1	47.2	45.8	248.1	11.0	21.6	102.6	10.8	13.6
3238	576.6	30.7	34.2	325.7	7.6	13.9	108.9	8.9	12.6
3287	784.6	38.3	37.2	377.1	8.9	17.5	156.0	8.7	11.0



Legenda
Verschil met GPP

- tot en met 0.6 dB onder GPP
 - 0.5 dB onder GPP tot en met 0.3 dB onder GGP
 - 0.2 dB onder GPP tot en met GPP
 - Overschrijding van GPP
- grenzen
 - Rijkswegen

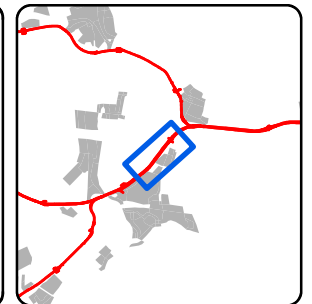



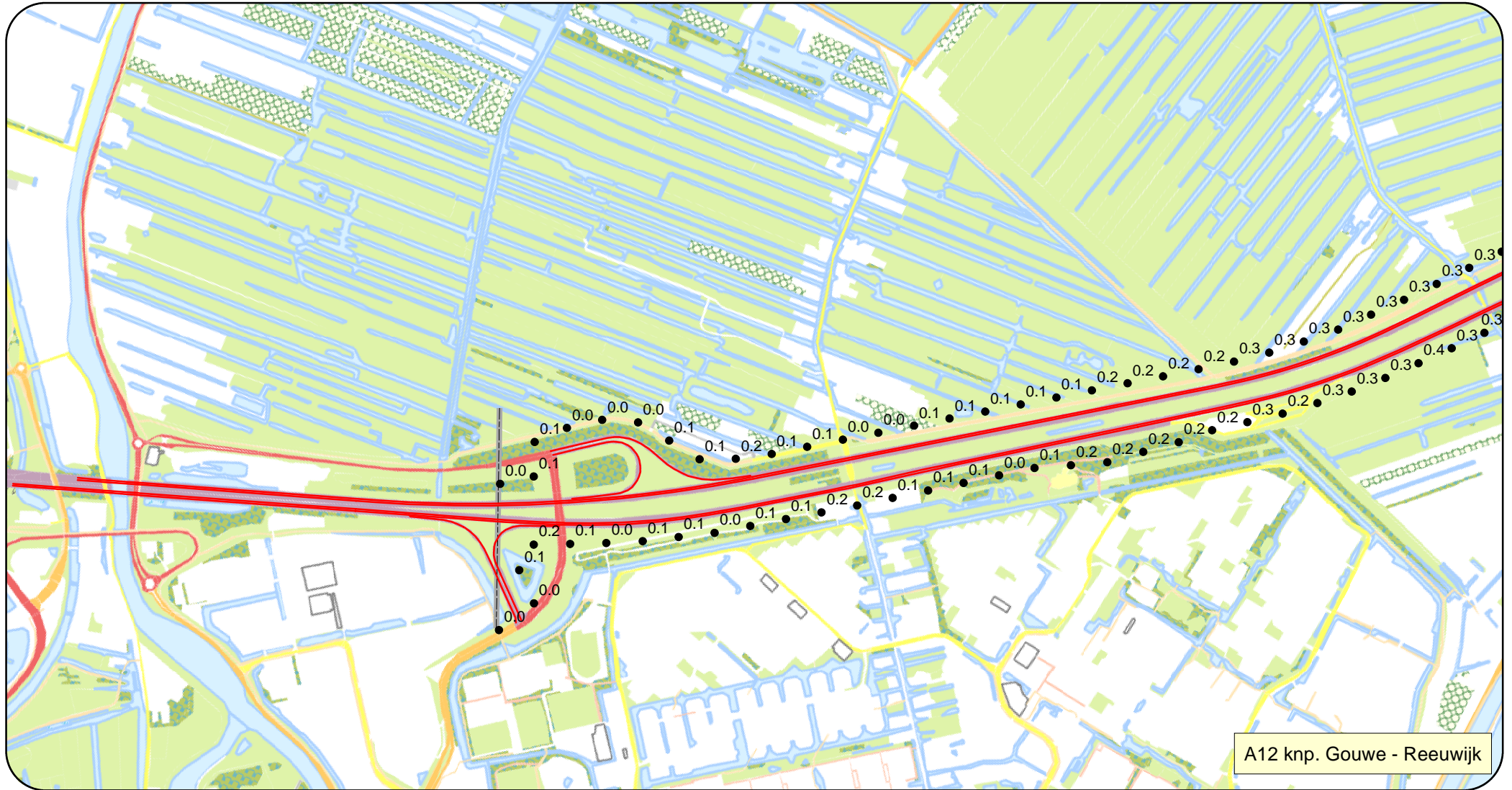


Legenda
Verskil met GPP

- tot en met 0.6 dB onder GPP
- 0.5 dB onder GPP tot en met 0.3 dB onder GGP
- 0.2 dB onder GPP tot en met GPP
- Overschrijding van GPP


- grenzen
- Rijkswegen



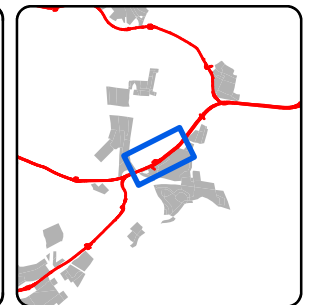


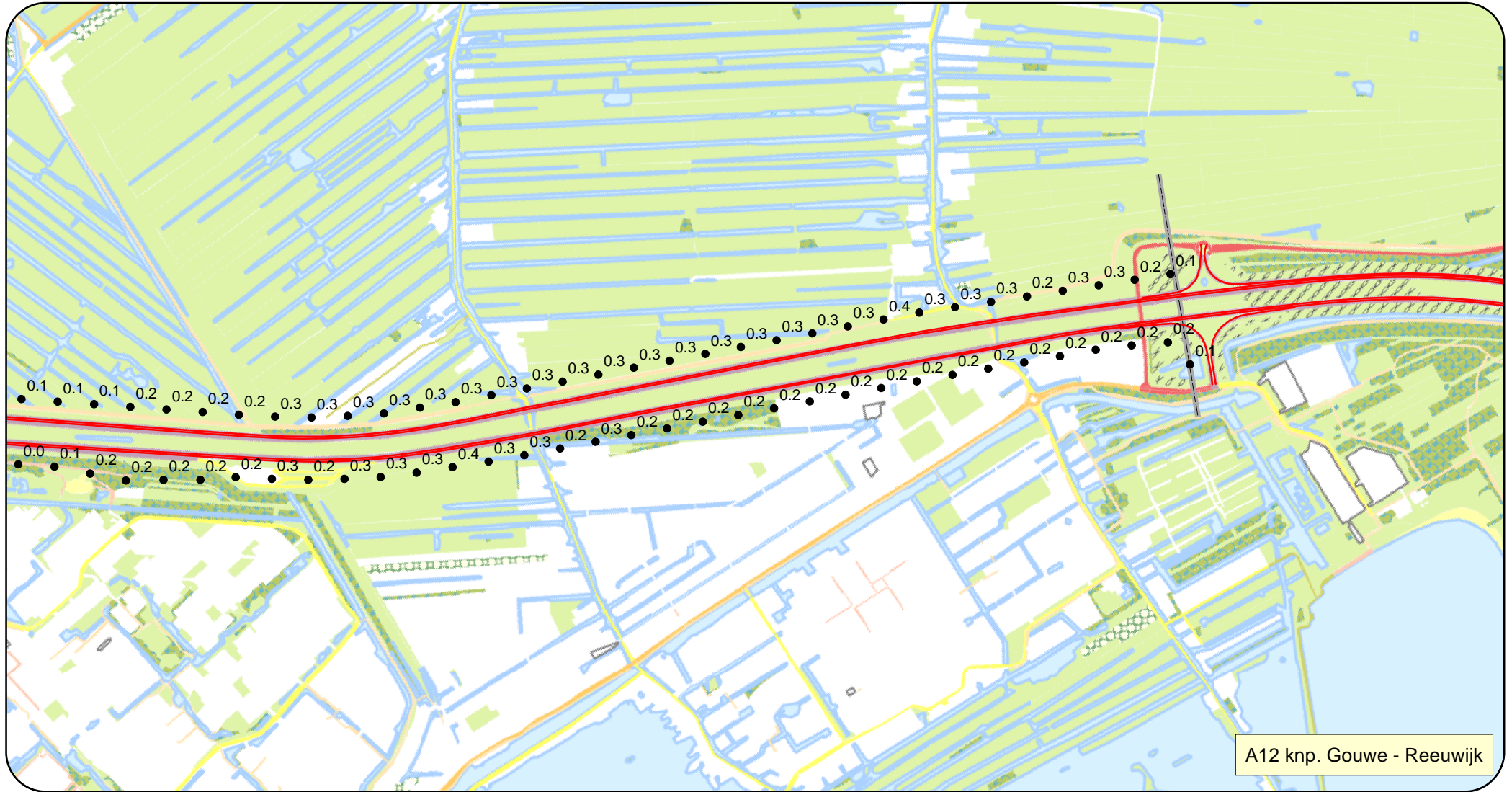
Legenda

- Toename geluidproductie door snelheidsverhoging
- grenzen
- Rijkswegen



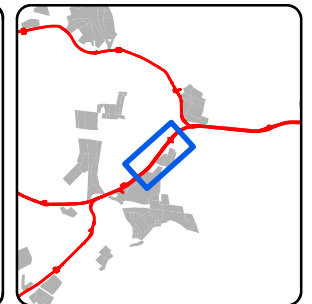

dGm^R





Legenda

- Toename geluidproductie door snelheidsverhoging
- grenzen
- Rijkswegen



Akoestisch onderzoek snelheidsverhoging naar 130 km/h in 2016

Overzicht resultaten Traject A12 knooppunt Gouwe – Reeuwijk

referentiepunt			Geluidproductie- plafond in dB	Geluidproductie in 2016	
ID	X	Y		Waarde	verschil tov GPP
30720	109521.88	452226.49	69.2	68.3	-0.9
30717	109710.37	452459.85	69.1	68.1	-1.0
30718	109647.96	452381.77	70.1	69.2	-0.9
30719	109584.92	452304.13	69.4	68.5	-0.9
30721	109458.83	452148.85	69.4	68.4	-1.0
30722	109395.79	452071.22	69.7	68.8	-0.9
30723	109332.75	451993.58	69.4	68.5	-0.9
30724	109269.70	451915.94	69.3	68.4	-0.9
30725	109209.62	451835.99	69.4	68.5	-0.9
30726	109149.65	451755.96	69.3	68.4	-0.9
30727	109089.67	451675.93	69.2	68.3	-0.9
30728	109029.69	451595.91	69.3	68.4	-0.9
30729	108969.71	451515.88	69.3	68.4	-0.9
30730	108909.73	451435.85	69.3	68.4	-0.9
30731	108849.76	451355.82	69.4	68.5	-0.9
30732	108789.78	451275.79	69.4	68.5	-0.9
30733	108729.80	451195.76	69.4	68.5	-0.9
30734	108669.82	451115.73	69.4	68.5	-0.9
30735	108609.84	451035.70	69.3	68.4	-0.9
30736	108549.87	450955.67	69.5	68.6	-0.9
30737	108489.50	450875.94	69.5	68.6	-0.9
30738	108426.85	450797.99	69.4	68.5	-0.9
30739	108364.21	450720.03	69.8	68.8	-1.0
30740	108294.99	450647.86	70.1	69.1	-1.0
30741	108223.99	450577.52	71.4	70.4	-1.0
30742	108148.60	450511.81	72.0	71.0	-1.0
30743	108070.94	450448.84	72.0	71.0	-1.0
30744	107992.23	450387.13	71.9	70.9	-1.0
30745	107913.52	450325.43	71.8	70.8	-1.0
30746	107834.82	450263.73	71.8	70.8	-1.0
30747	107756.11	450202.03	72.0	70.9	-1.1
30748	107677.40	450140.32	72.2	71.1	-1.1
30749	107598.70	450078.62	72.4	71.3	-1.1
30750	107519.99	450016.92	71.9	70.8	-1.1
30751	107441.28	449955.21	67.8	66.7	-1.1
30752	107362.58	449893.51	66.9	65.7	-1.2
30753	107283.87	449831.81	66.0	64.8	-1.2
30754	107205.16	449770.10	65.8	64.6	-1.2
30755	107126.46	449708.40	66.6	65.4	-1.2
30756	107044.31	449651.59	68.3	67.2	-1.1
30757	106956.10	449605.66	70.1	68.9	-1.2
30758	106857.80	449613.47	67.1	66.0	-1.1
30759	106758.64	449619.32	64.0	62.8	-1.2
30760	106667.55	449581.03	61.9	60.8	-1.1
30761	106590.67	449517.06	62.3	61.3	-1.0
30762	106528.85	449442.80	63.5	62.4	-1.1

Akoestisch onderzoek snelheidsverhoging naar 130 km/h in 2016

Overzicht resultaten Traject A12 knooppunt Gouwe – Reeuwijk

referentiepunt			Geluidproductie- plafond in dB	Geluidproductie in 2016	
ID	X	Y		Waarde	verschil tov GPP
30763	106569.87	449356.48	67.8	66.7	-1.1
30764	106496.14	449296.40	70.0	68.9	-1.1
32122	106675.48	448935.34	62.9	61.8	-1.1
32124	106728.27	449044.36	63.9	62.8	-1.1
32125	106650.91	449107.75	66.1	65.0	-1.1
32126	106654.79	449189.07	69.6	68.6	-1.0
32127	106743.10	449236.02	67.8	66.7	-1.1
32128	106831.40	449282.97	59.8	58.6	-1.2
32129	106918.09	449332.64	57.2	56.1	-1.1
32130	107001.61	449387.65	58.0	56.8	-1.2
32131	107084.72	449443.24	55.8	54.6	-1.2
32132	107163.87	449504.38	58.1	57.0	-1.1
32133	107243.01	449565.52	59.0	57.8	-1.2
32134	107322.15	449626.66	55.3	54.2	-1.1
32135	107401.19	449687.95	55.2	54.1	-1.1
32136	107479.08	449750.67	55.3	54.2	-1.1
32137	107556.98	449813.40	61.5	60.3	-1.2
32138	107634.87	449876.12	63.9	62.7	-1.2
32139	107712.77	449938.84	65.8	64.6	-1.2
32140	107790.67	450001.56	66.7	65.6	-1.1
32141	107876.48	450053.72	64.7	63.6	-1.1
32142	107962.30	450105.89	58.0	57.0	-1.0
32143	108037.56	450176.53	58.0	56.9	-1.1
32144	108112.81	450244.53	59.5	58.5	-1.0
32145	108180.15	450315.18	59.7	58.6	-1.1
32146	108257.06	450379.08	60.5	59.5	-1.0
32147	108332.94	450444.24	60.8	59.8	-1.0
32148	108405.21	450513.25	62.7	61.8	-0.9
32149	108475.41	450584.48	68.6	67.8	-0.8
32150	108540.79	450660.03	69.4	68.5	-0.9
32151	108603.90	450737.61	69.5	68.7	-0.8

Akoestisch onderzoek snelheidsverhoging naar 130 km/h in 2016

Overzicht resultaten Traject A12 knooppunt Gouwe – Reeuwijk

referentiepunt			Geluidproductie- plafond in dB	Geluidproductie in 2016	
ID	X	Y		Waarde	verschil tov GPP
32152	108667.01	450815.19	68.4	67.6	-0.8
32153	108728.04	450894.41	60.7	59.8	-0.9
32154	108788.40	450974.15	56.8	55.8	-1.0
32155	108848.75	451053.90	54.3	53.4	-0.9
32156	108909.11	451133.65	53.3	52.3	-1.0
32157	108969.46	451213.39	53.1	52.1	-1.0
32158	109029.81	451293.14	53.2	52.2	-1.0
32159	109090.17	451372.88	53.5	52.5	-1.0
32160	109150.52	451452.63	54.1	53.1	-1.0
32161	109210.88	451532.38	53.9	52.9	-1.0
32162	109271.23	451612.12	54.2	53.2	-1.0
32163	109331.59	451691.87	55.3	54.3	-1.0
32164	109391.94	451771.61	55.7	54.7	-1.0
32165	109452.87	451850.91	56.7	55.7	-1.0
32166	109514.26	451929.87	57.9	56.9	-1.0
32167	109575.65	452008.82	60.4	59.5	-0.9
32168	109637.03	452087.77	66.9	66.0	-0.9
32169	109698.42	452166.73	68.9	68.0	-0.9
32170	109763.34	452242.67	68.9	68.0	-0.9
32171	109831.73	452315.64	68.4	67.5	-0.9
32172	109917.53	452311.99	65.1	64.2	-0.9