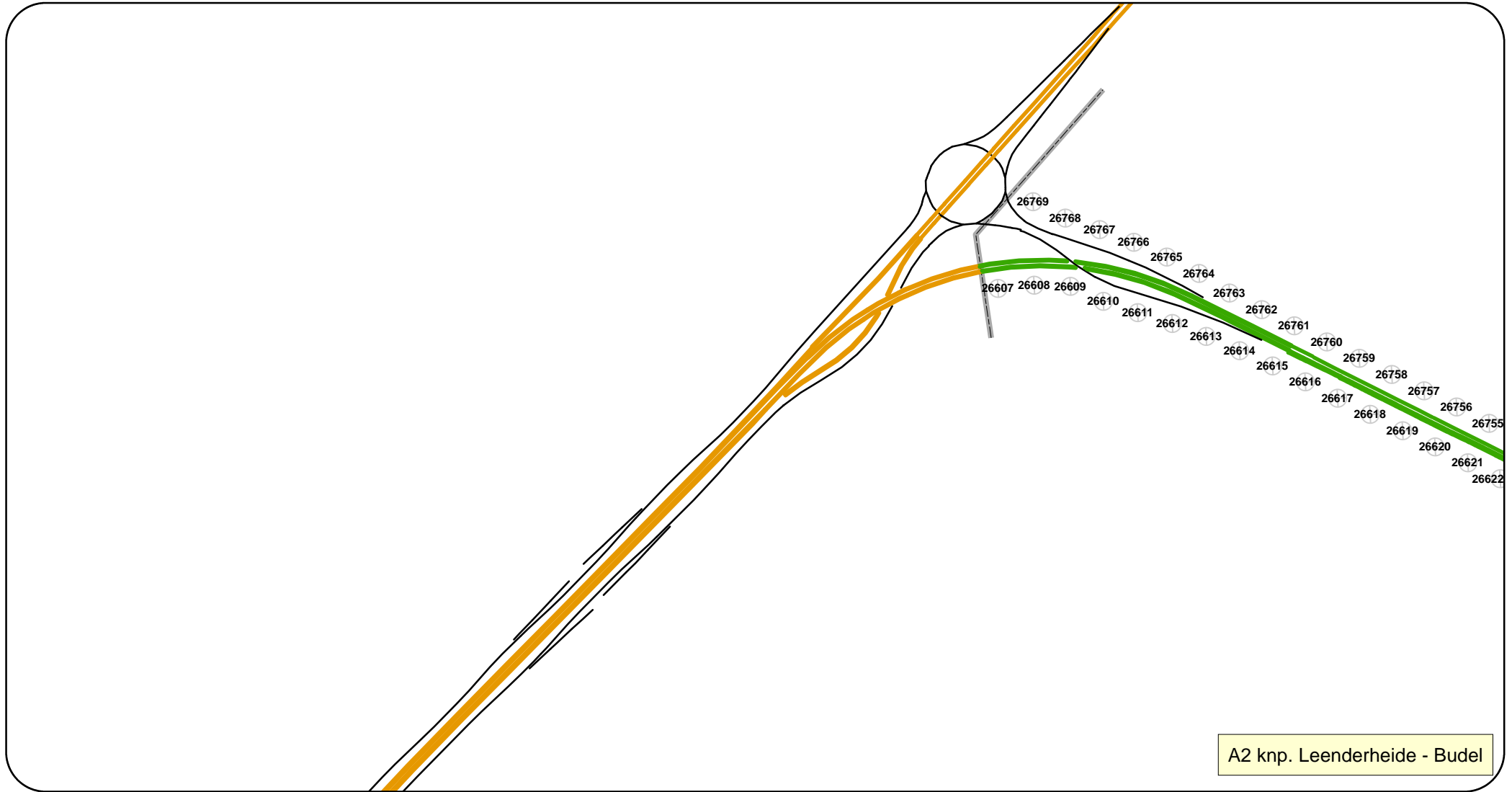


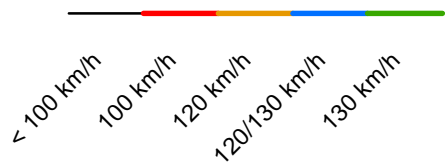
Bijlage 1

Titel Traject A2 knooppunt Leenderheide - Budel




Legenda

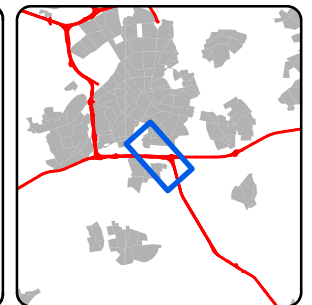
Snelheidsbeeld na snelheidsverhoging

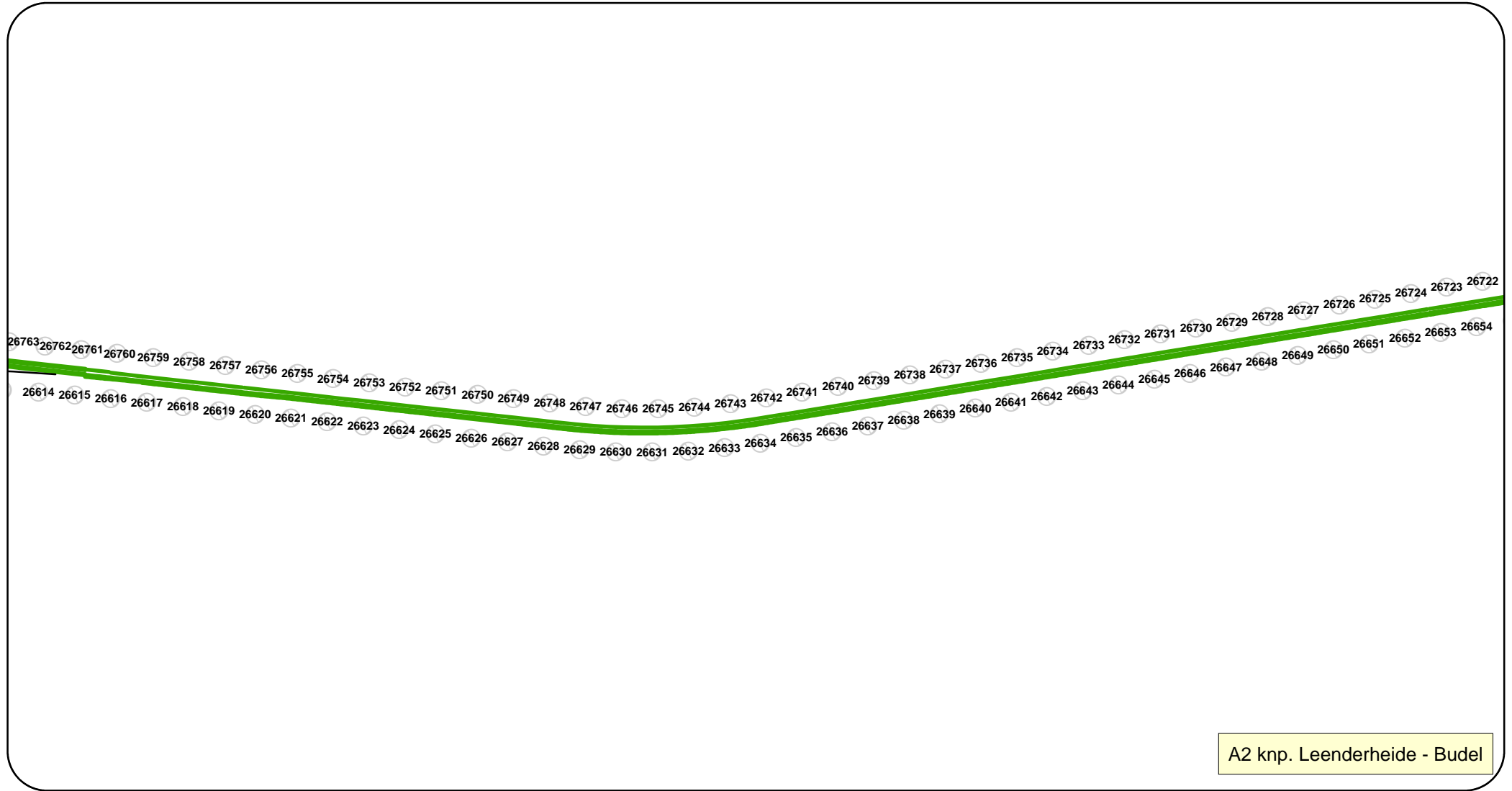


- grenzen
- ⊗ Referentiepunt



dGm^R

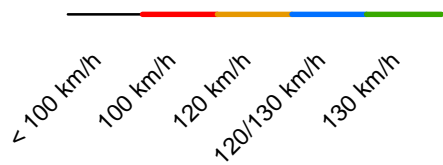




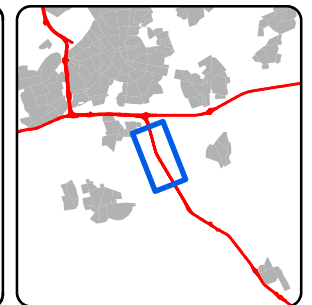

A2 knp. Leenderheide - Budel

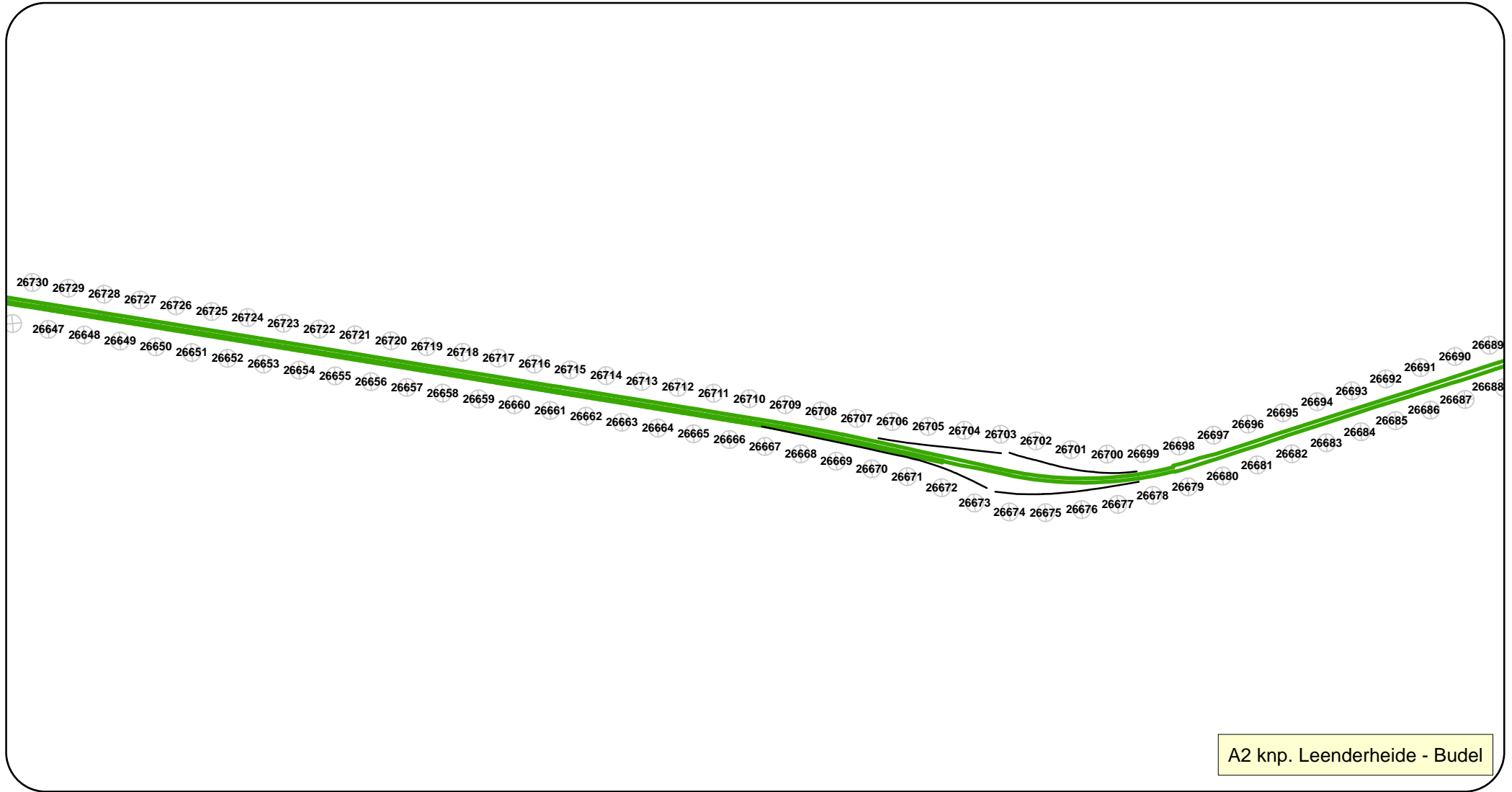
Legenda

Snelheidsbeeld na snelheidsverhoging



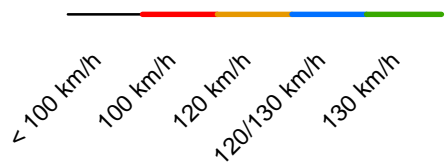
- grenzen
- ⊗ Referentiepunt



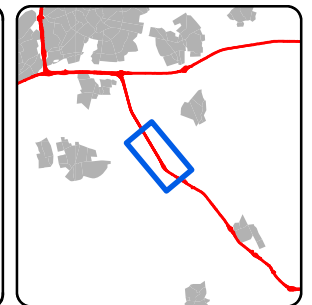



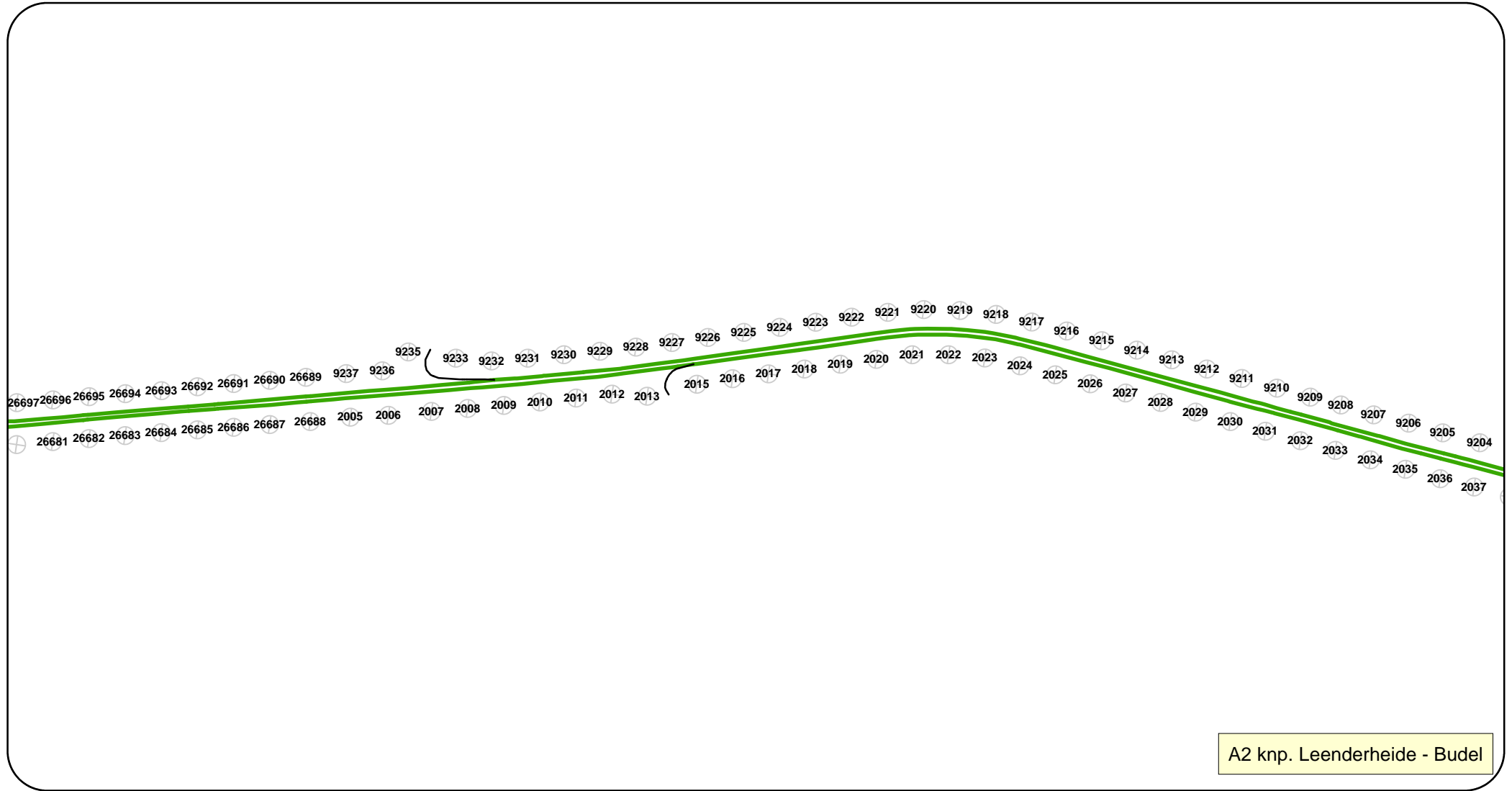
Legenda

Snelheidsbeeld na snelheidsverhoging



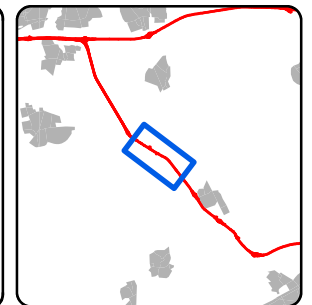
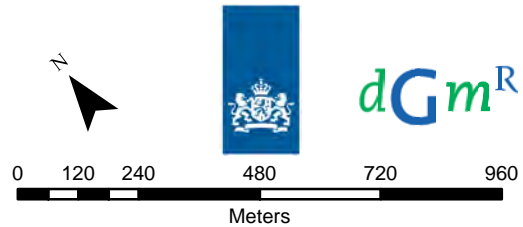
- grenzen
- ⊗ Referentiepunt

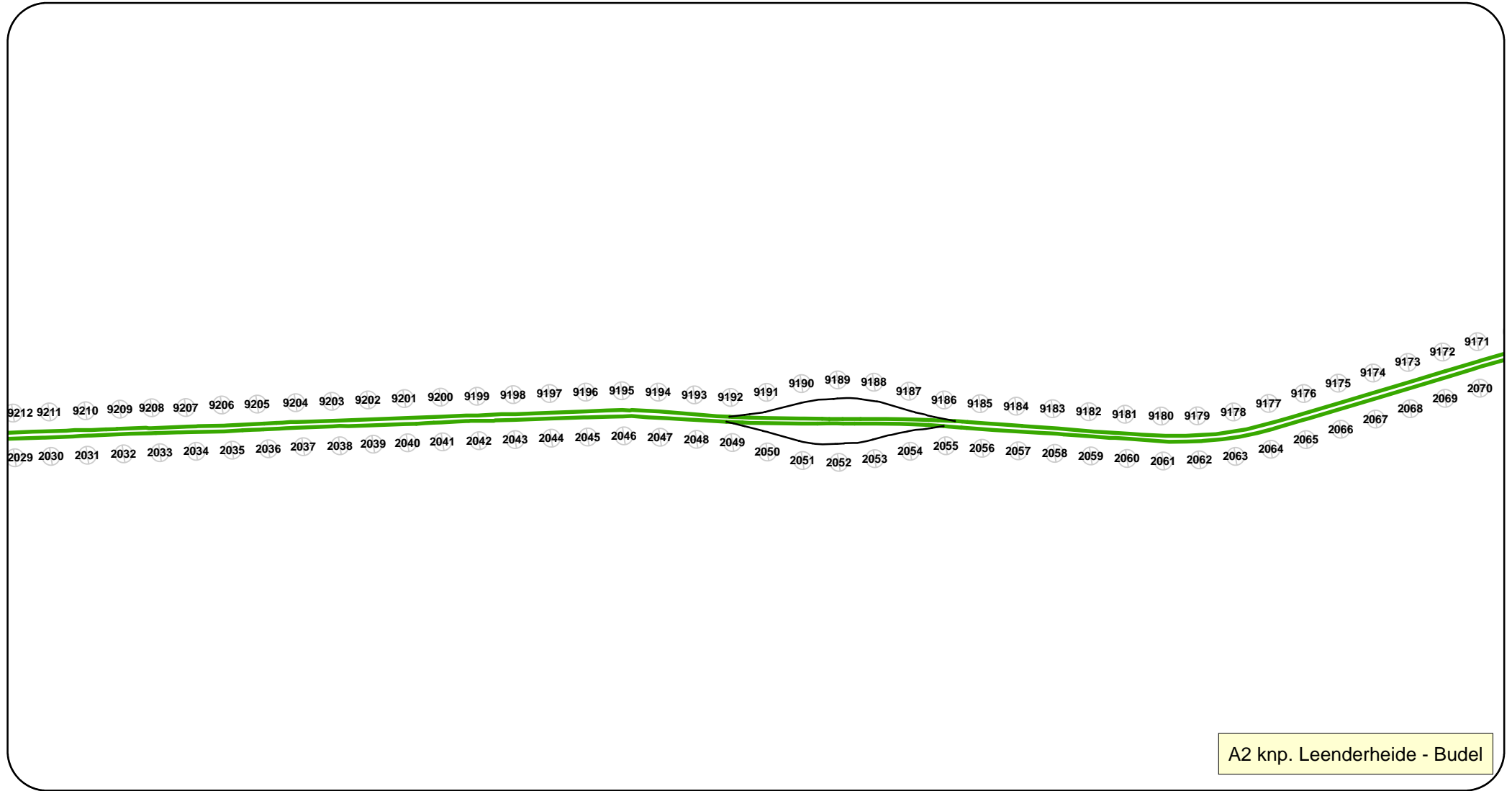




Legenda

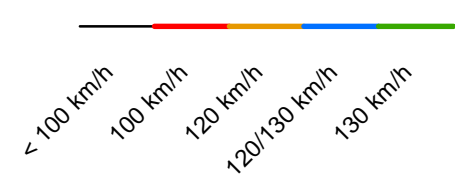
Snelheidsbeeld na snelheidsverhoging



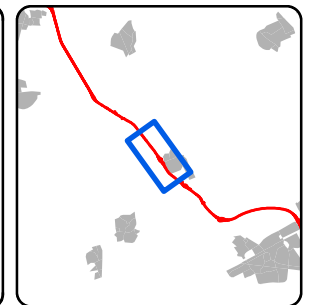



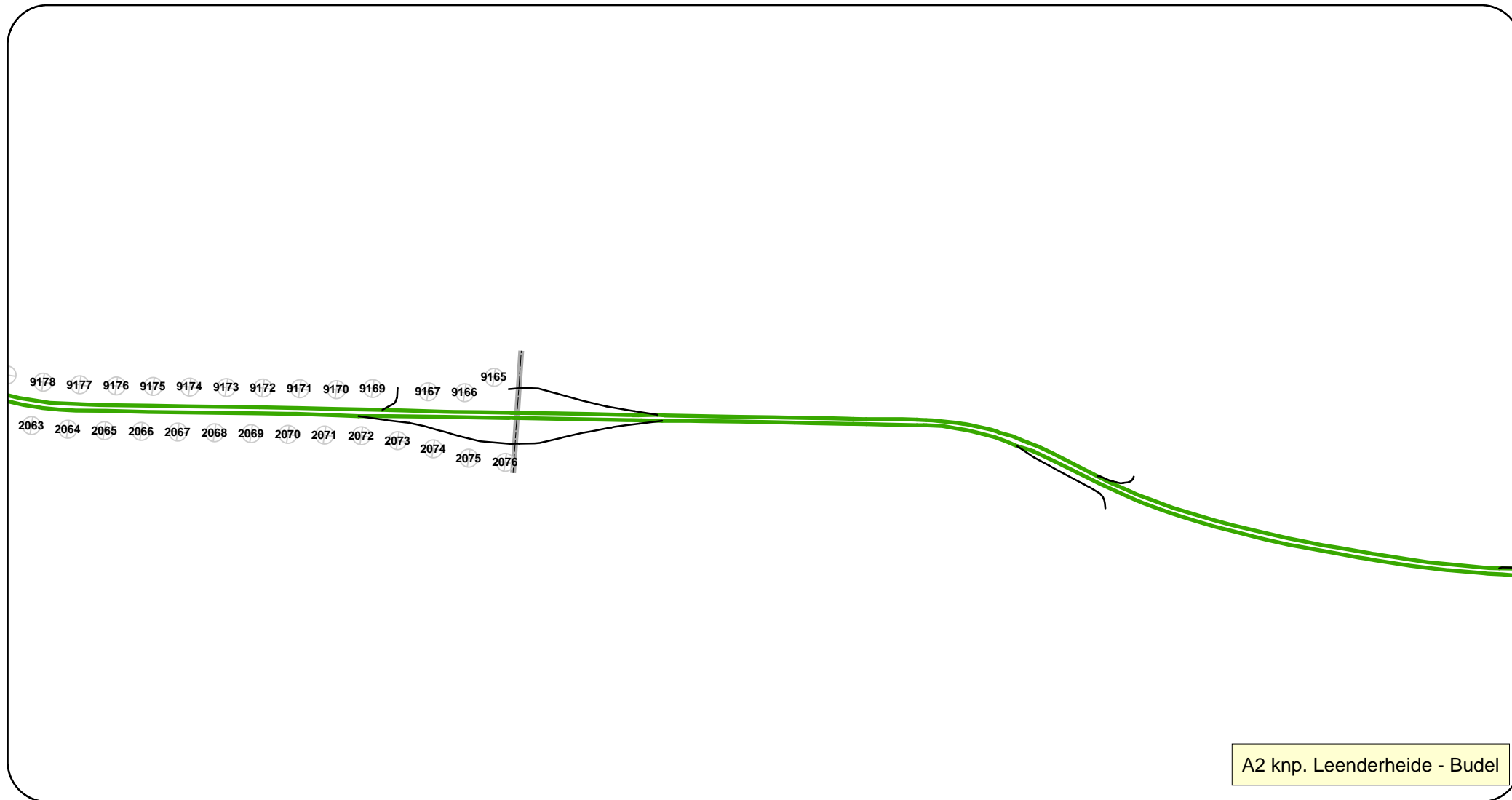
Legenda

Snelheidsbeeld na snelheidsverhoging



- grenzen
- ⊗ Referentiepunt



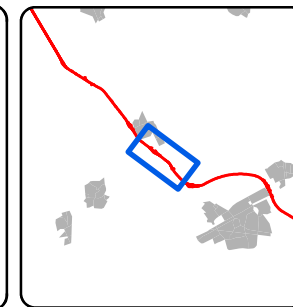


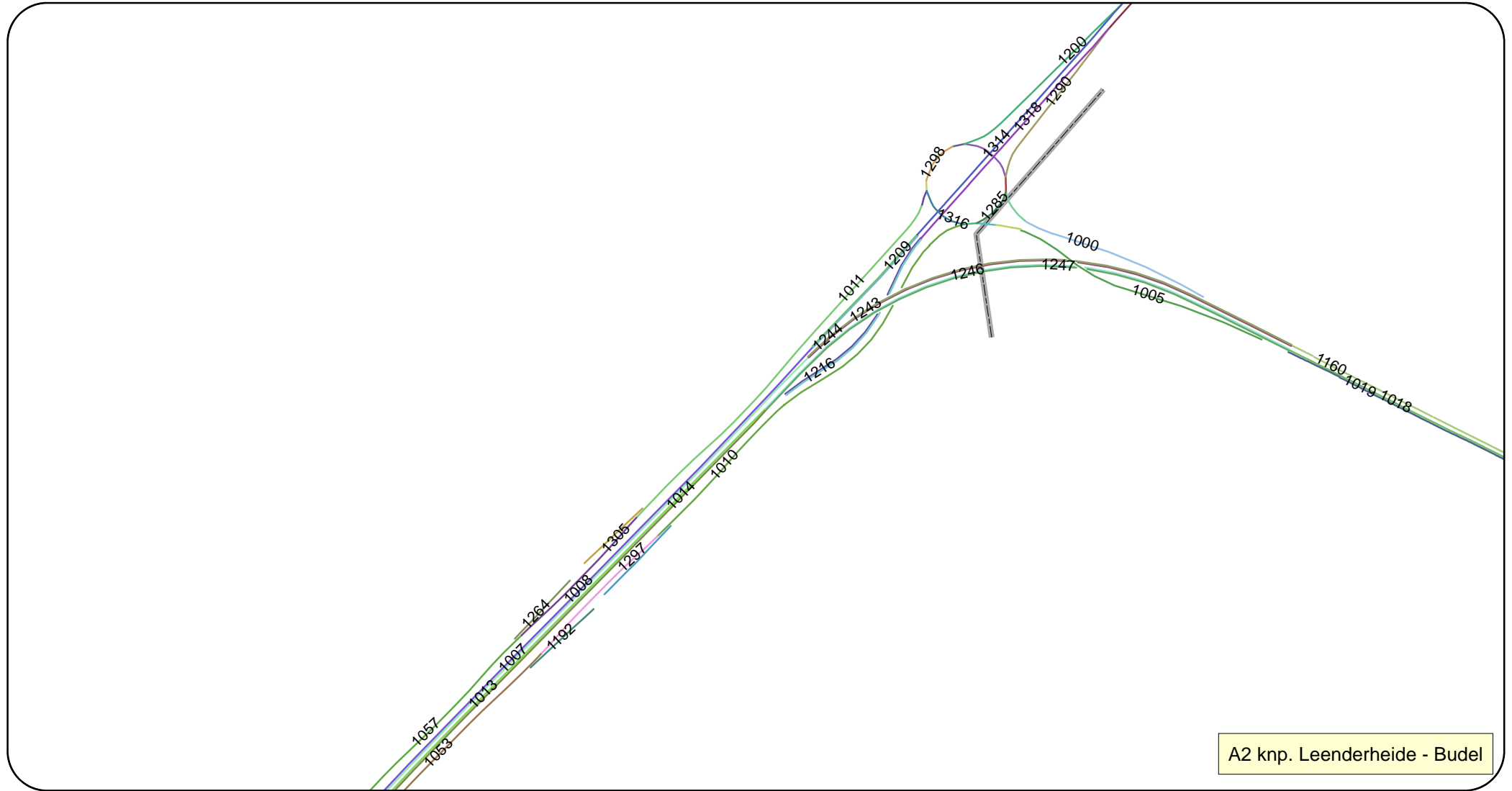
A2 knp. Leenderheide - Budel

Legenda

Snelheidsbeeld na snelheidsverhoging

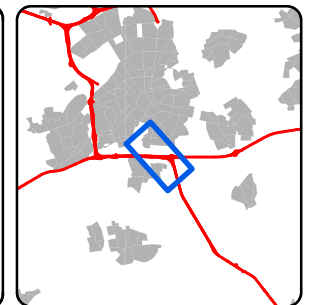

- grenzen
- ⊗ Referentiepunt






Legenda


— grenzen





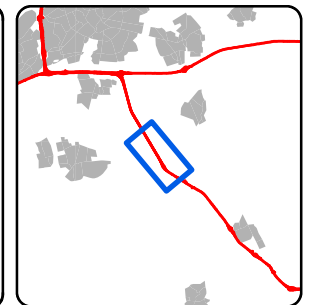

Legenda


— grenzen



Legenda


— grenzen



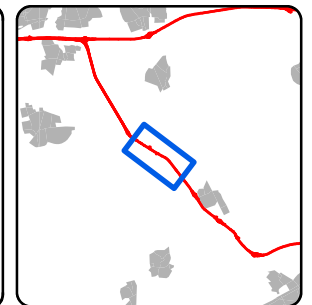



Legenda

— grenzen




dGm^R



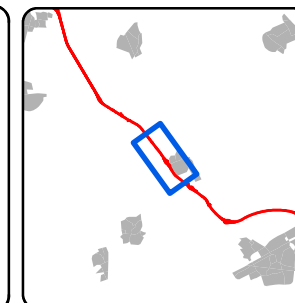



Legenda

— grenzen



dGm^R

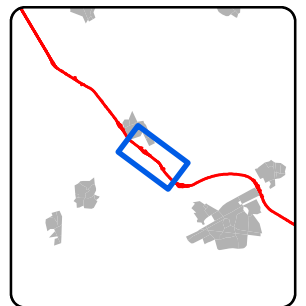
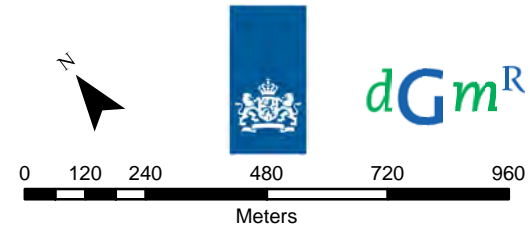




A2 knp. Leenderheide - Budel

Legenda

— grenzen



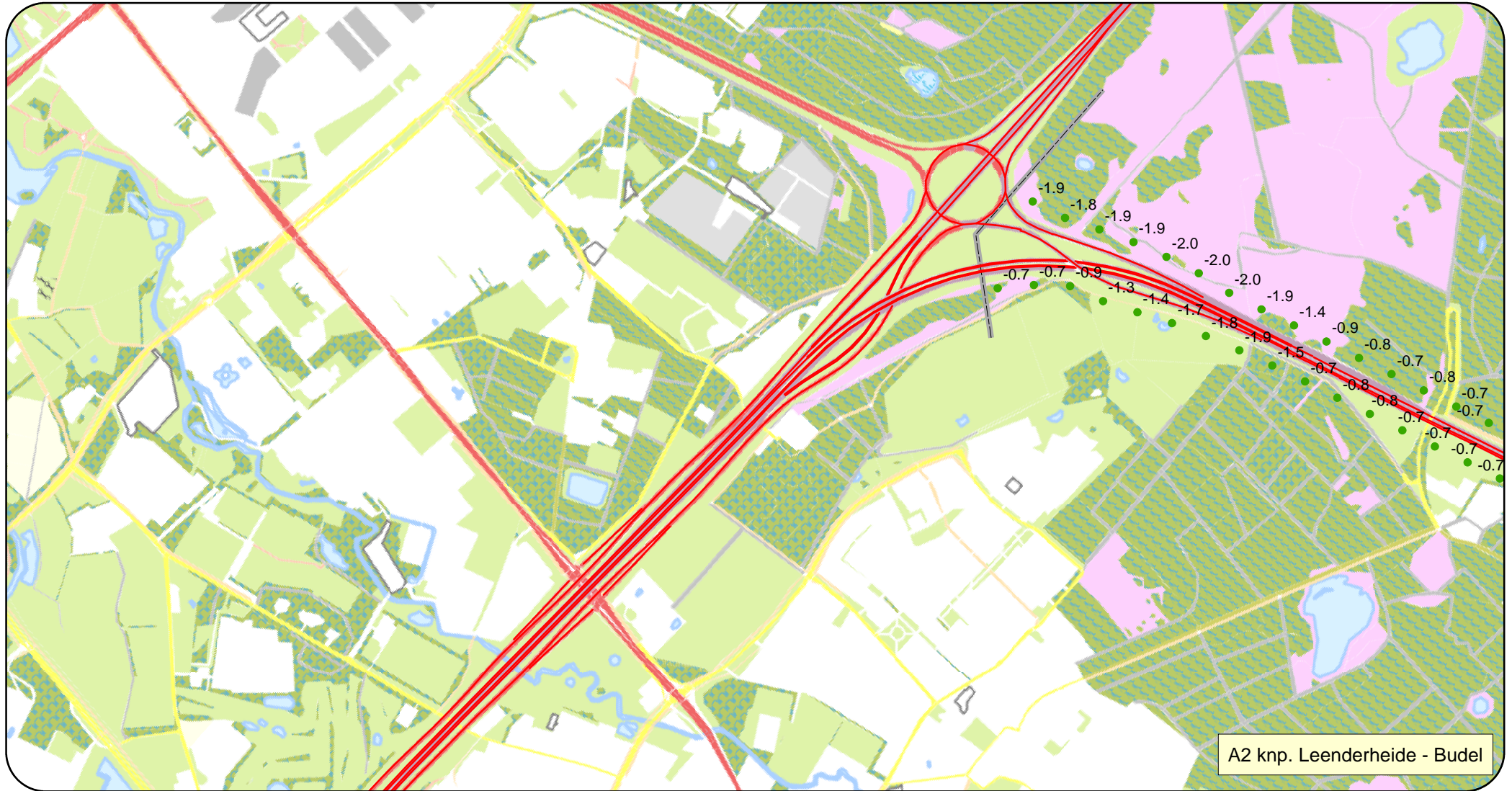
Akoestisch onderzoek snelheidsverhoging naar 130 km/h in 2016

Uurintensiteiten Traject A2 knooppunt Leenderheide – Budel

ID	peiljaar 2016								
	Dag			Avond			Nacht		
	Lichte mvt.	middelzware mvt.	zware mvt.	Lichte mvt.	middelzware mvt.	zware mvt.	Lichte mvt.	middelzware mvt.	zware mvt.
1000	-	-	-	-	-	-	-	-	-
1001	-	4.0	4.2	-	1.7	1.9	-	1.6	2.0
1002	1.5	1.0	0.7	0.9	0.4	0.4	0.3	0.1	0.2
1005	1 046.1	86.8	109.5	560.9	23.7	48.9	131.1	15.5	32.7
1007	1 069.0	-	-	555.0	-	-	207.0	-	-
1008	1 069.0	209.0	458.0	555.0	75.0	181.0	207.0	68.0	199.0
1010	1 074.0	52.0	35.0	470.0	8.0	11.0	132.0	6.0	8.0
1011	1 075.0	57.0	38.0	427.0	13.0	15.0	219.0	10.0	10.0
1013	1 110.0	-	-	591.5	-	-	186.0	-	-
1014	1 110.0	209.0	468.0	591.5	76.0	216.0	186.0	61.0	172.0
1018	1 131.0	-	-	579.5	-	-	161.0	-	-
1019	1 131.0	177.0	203.0	579.5	46.0	68.0	161.0	44.0	79.0
1033	1 273.1	44.8	54.6	740.5	22.3	35.2	218.9	6.8	13.2
1051	1 376.1	134.9	229.9	758.3	48.0	79.5	340.0	46.2	100.1
1053	1 394.0	74.0	52.0	597.0	15.0	17.0	163.0	12.0	15.0
1055	140.9	6.2	5.1	78.1	2.4	2.5	29.4	1.4	1.7
1057	1 426.0	87.0	57.0	560.0	22.0	25.0	266.0	17.0	18.0
1068	1 462.8	120.9	206.0	798.0	43.9	75.7	359.0	40.1	87.7
1071	1 466.8	142.4	241.9	798.6	50.1	82.8	297.5	39.5	85.6
1079	151.6	15.3	15.3	82.0	6.1	7.8	35.5	4.0	5.4
1089	1 608.7	127.0	205.3	917.5	48.2	78.9	319.7	39.6	84.6
1100	1 693.0	134.0	158.0	792.0	34.0	48.0	348.0	29.0	59.0
1103	1 704.0	143.0	170.0	822.0	37.0	52.0	358.0	32.0	63.0
1105	1 737.0	139.0	162.0	822.0	35.0	49.0	361.0	30.0	60.0
1106	1 741.0	128.0	155.0	908.0	34.0	53.0	240.0	34.0	63.0
1109	1 748.0	139.0	163.0	825.0	35.0	50.0	362.0	30.0	60.0
1111	176.7	10.7	13.2	109.0	2.7	5.1	25.4	2.0	4.7
1112	176.8	10.8	8.2	99.6	4.1	4.2	31.0	1.7	2.3
1116	1 787.0	148.0	175.0	865.0	38.0	53.0	377.0	33.0	64.0
1118	1 802.0	140.0	166.0	966.0	38.0	57.0	256.0	38.0	68.0
1120	1 813.0	134.0	160.0	944.0	36.0	55.0	253.0	36.0	64.0
1122	1 829.0	134.0	160.0	952.0	36.0	55.0	254.0	36.0	65.0
1125	1 856.0	144.0	338.0	917.0	52.0	145.0	364.0	49.0	148.0
1131	1 879.0	144.0	170.0	1 001.0	39.0	59.0	269.0	38.0	69.0
1132	1 880.0	143.0	173.0	875.0	37.0	53.0	377.0	32.0	65.0
1133	1 880.0	149.0	177.0	876.0	38.0	54.0	377.0	33.0	66.0
1134	1 881.0	150.0	178.0	876.0	39.0	55.0	377.0	34.0	66.0
1139	1 910.0	154.0	360.0	998.0	57.0	183.0	336.0	37.0	121.0
1140	194.0	22.3	19.3	113.5	8.6	10.7	31.5	3.6	5.2
1141	196.9	9.4	11.0	96.4	2.8	3.3	42.7	2.1	4.0
1142	1 962.0	146.0	173.0	1 033.0	40.0	59.0	278.0	39.0	69.0
1144	1 970.0	149.0	175.0	1 039.0	40.0	60.0	280.0	40.0	70.0
1145	1 970.0	149.0	175.0	1 039.0	41.0	60.0	280.0	40.0	70.0
1155	2 161.5	161.1	272.1	1 199.5	62.6	109.0	484.7	50.3	110.2
1160	2 240.0	169.0	202.0	1 035.0	44.0	62.0	434.0	37.0	74.0
1171	272.2	7.3	8.8	168.1	1.8	3.4	39.1	1.3	3.2
1172	277.0	6.9	6.1	140.8	3.3	3.1	35.6	0.9	1.3
1175	28.4	3.2	4.1	15.7	1.5	2.7	7.5	0.5	0.9
1176	29.3	2.3	2.9	15.8	1.1	1.8	6.4	0.4	0.7
1177	292.2	7.5	8.8	143.0	2.2	2.7	63.4	1.7	3.2
1184	366.5	14.2	9.6	225.4	6.0	4.6	59.1	2.1	2.4
1185	366.5	75.2	39.4	29.7	4.4	2.7	11.4	2.1	1.8
1192	394.9	5.7	4.5	196.4	2.1	2.2	41.8	1.1	1.6
1200	420.7	13.8	23.7	222.9	6.1	13.5	101.5	3.2	7.9
1209	455.5	-	-	250.0	-	-	95.0	-	-
1210	455.5	101.0	299.0	250.0	43.0	130.0	95.0	41.0	136.0
1215	489.0	-	-	259.0	-	-	92.0	-	-
1216	489.0	99.0	317.0	259.0	46.0	165.0	92.0	30.0	109.0
1222	50.3	2.4	1.6	21.7	0.6	0.4	7.9	0.3	0.4

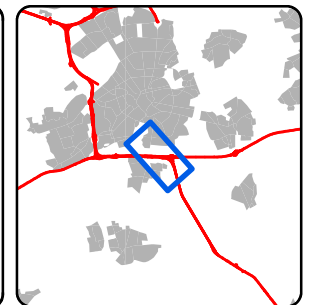
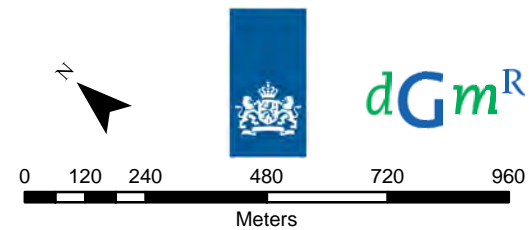
Uurintensiteiten Traject A2 knooppunt Leenderheide – Budel

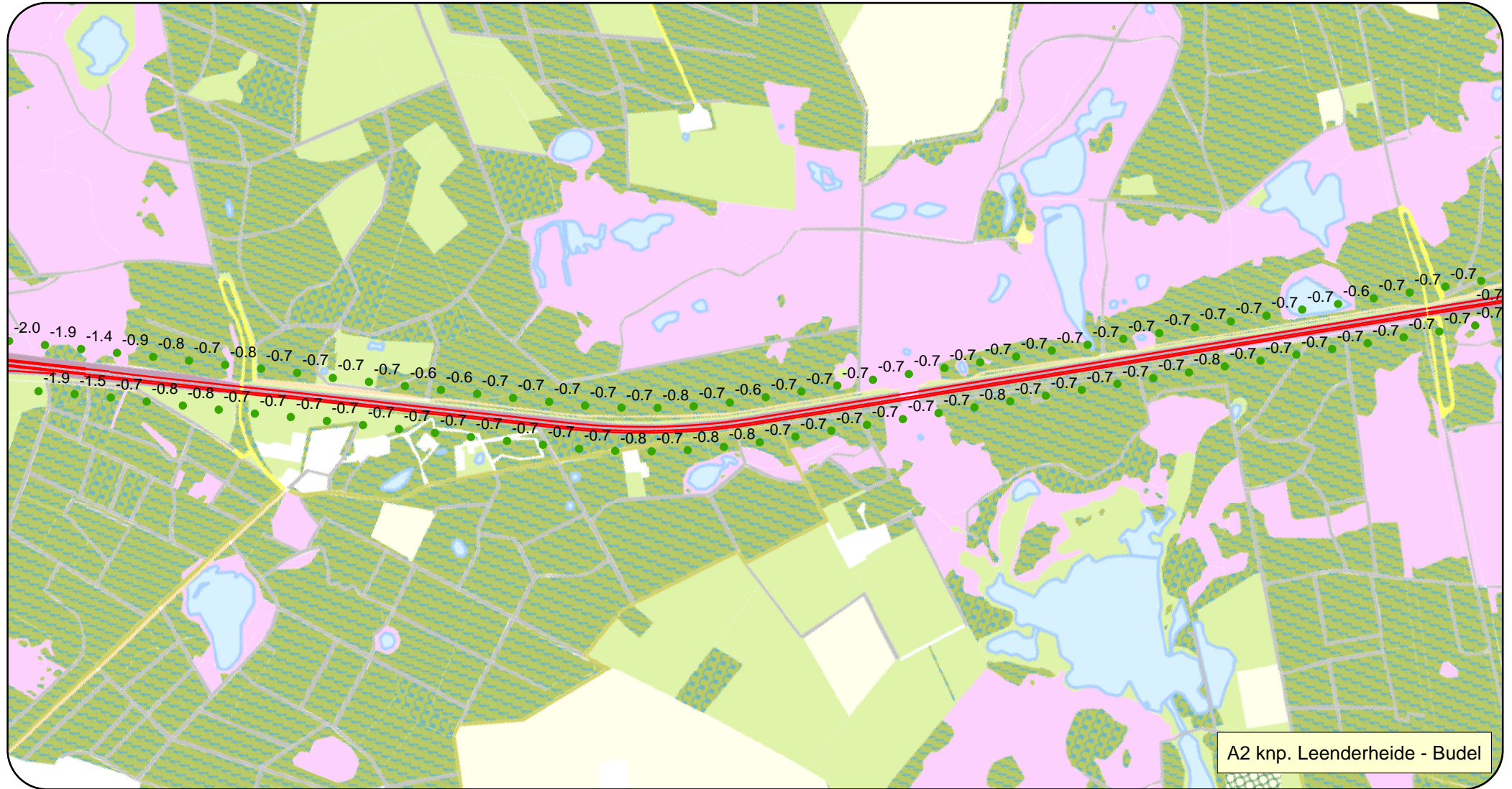
ID	peiljaar 2016								
	Dag			Avond			Nacht		
	Lichte mvt.	middelzware mvt.	zware mvt.	Lichte mvt.	middelzware mvt.	zware mvt.	Lichte mvt.	middelzware mvt.	zware mvt.
1227	53.7	3.9	5.9	32.5	1.2	2.3	8.2	1.1	2.4
1243	614.0	-	-	305.0	-	-	112.0	-	-
1244	614.0	108.0	160.0	305.0	32.0	51.0	112.0	27.0	63.0
1246	620.5	-	-	332.5	-	-	94.0	-	-
1247	620.5	110.0	151.0	332.5	31.0	51.0	94.0	32.0	62.0
1255	657.4	17.2	15.6	260.9	6.0	6.0	85.6	2.2	3.2
1264	691.6	12.6	11.3	324.8	6.2	6.6	111.8	2.8	4.2
1275	75.6	1.4	2.9	40.4	0.5	1.6	15.7	0.3	0.9
1285	766.6	25.2	41.3	428.9	14.1	28.8	137.2	3.9	9.9
1290	791.3	26.3	42.5	444.1	14.6	29.5	145.9	4.1	10.2
1293	80.9	7.9	6.5	45.5	3.3	3.3	16.3	1.2	1.7
1297	813.0	45.0	31.0	328.0	7.0	9.0	92.0	6.0	7.0
1298	818.1	97.2	171.5	453.8	33.4	57.3	183.0	35.1	76.6
1304	830.7	96.7	171.5	459.7	33.3	57.3	186.4	35.0	76.6
1305	833.0	53.0	34.0	299.0	12.0	13.0	174.0	9.0	9.0
1311	90.1	3.0	5.6	49.8	1.6	3.4	23.3	0.4	1.4
1314	911.0	101.0	299.0	500.0	43.0	130.0	190.0	41.0	136.0
1316	966.6	37.5	41.8	567.8	18.4	26.5	165.6	5.6	10.0
1318	978.0	99.0	317.0	518.0	46.0	165.0	184.0	30.0	109.0
1319	981.0	-	-	516.5	-	-	139.0	-	-
1320	981.0	146.0	173.0	516.5	40.0	59.0	139.0	39.0	69.0



Legenda
Verskil met GPP

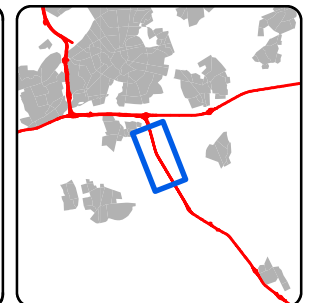
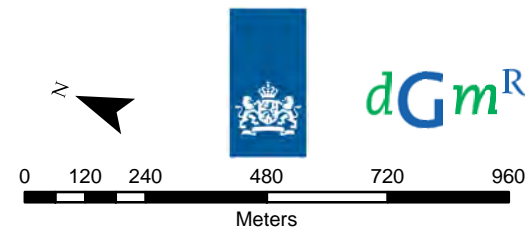
- tot en met 0.6 dB onder GPP
 - 0.5 dB onder GPP tot en met 0.3 dB onder GGP
 - 0.2 dB onder GPP tot en met GPP
 - Overschrijding van GPP
- grenzen
 - Rijkswegen

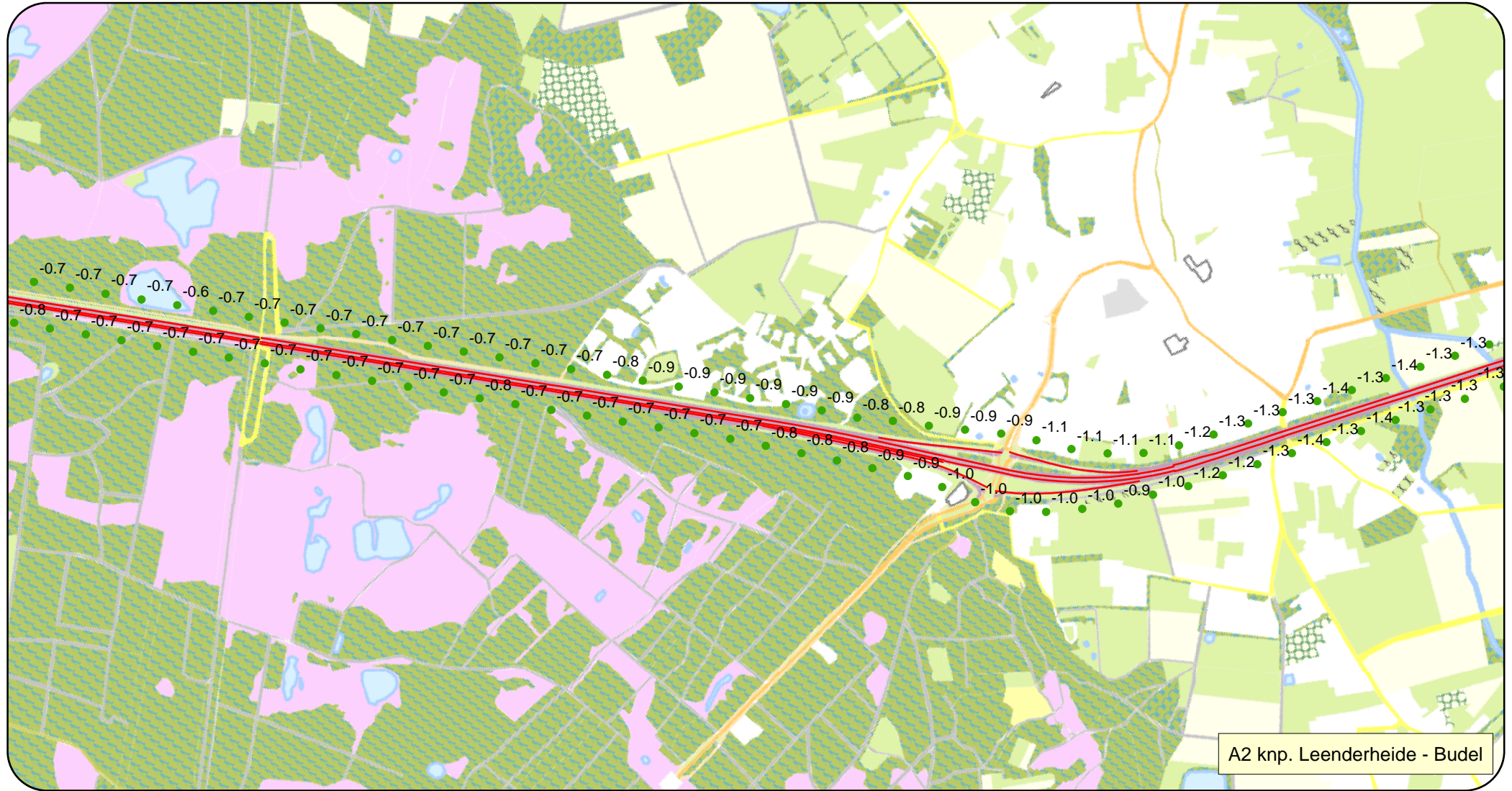




Legenda
Verschil met GPP

- tot en met 0.6 dB onder GPP
 - 0.5 dB onder GPP tot en met 0.3 dB onder GPP
 - 0.2 dB onder GPP tot en met GPP
 - Overschrijding van GPP
- grenzen
 - Rijkswegen



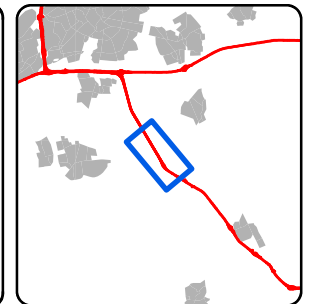



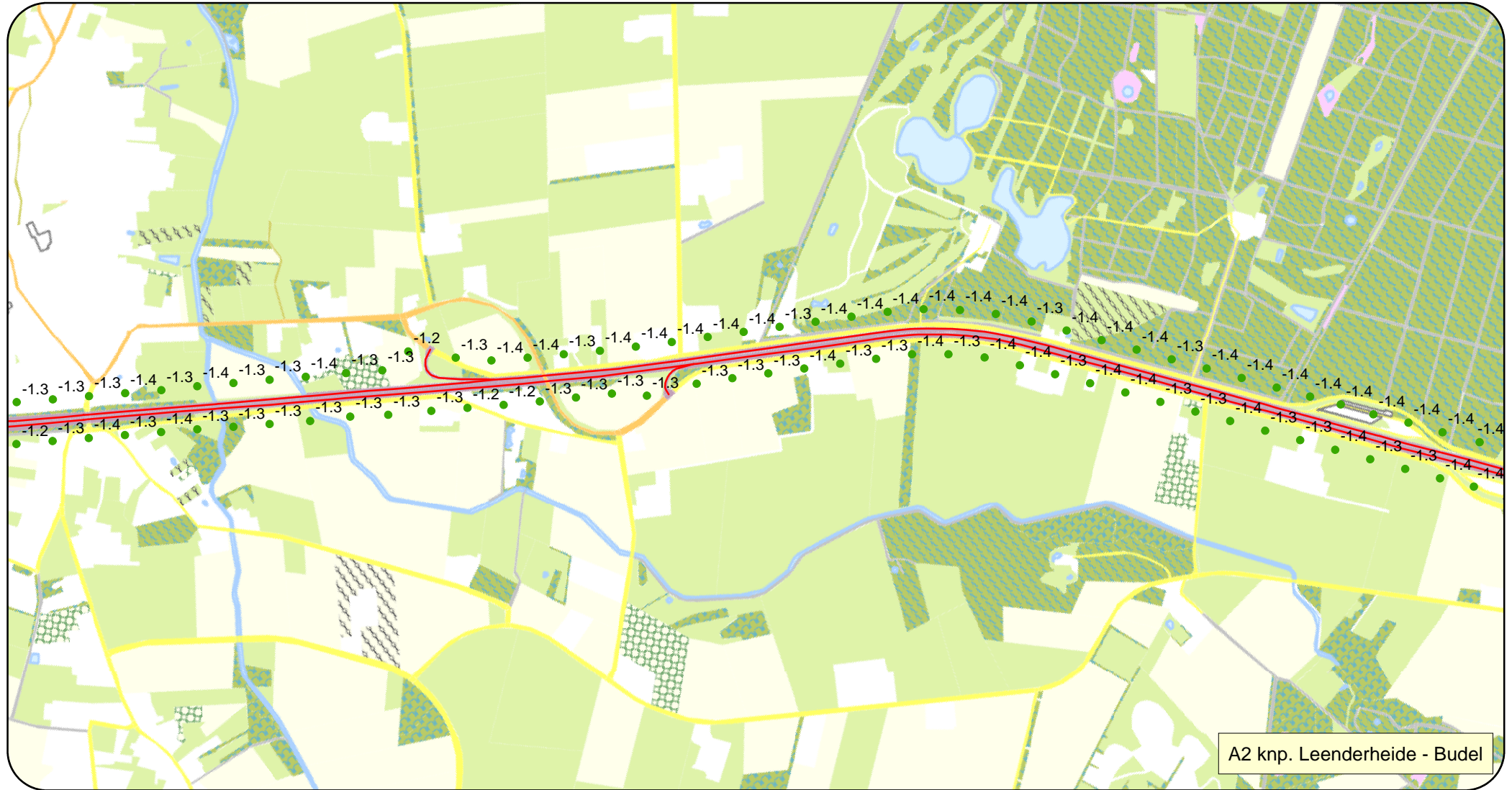
A2 knp. Leenderheide - Budel

Legenda

Verskil met GPP

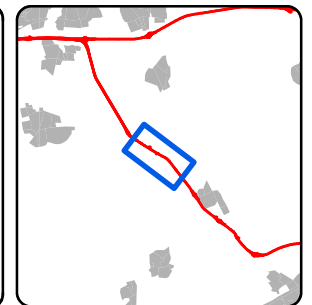
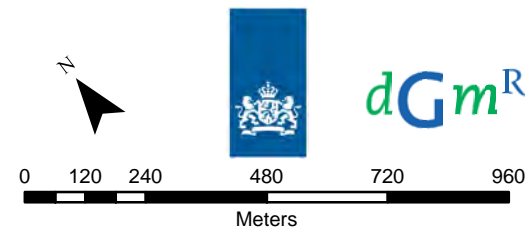
- tot en met 0.6 dB onder GPP
 - 0.5 dB onder GPP tot en met 0.3 dB onder GPP
 - 0.2 dB onder GPP tot en met GPP
 - Overschrijding van GPP
- grenzen
 - Rijkswegen





Legenda
Verschil met GPP


- tot en met 0.6 dB onder GPP
 - 0.5 dB onder GPP tot en met 0.3 dB onder GGP
 - 0.2 dB onder GPP tot en met GPP
 - Overschrijding van GPP
- grenzen
 - Rijkswegen



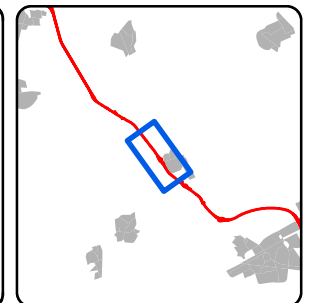


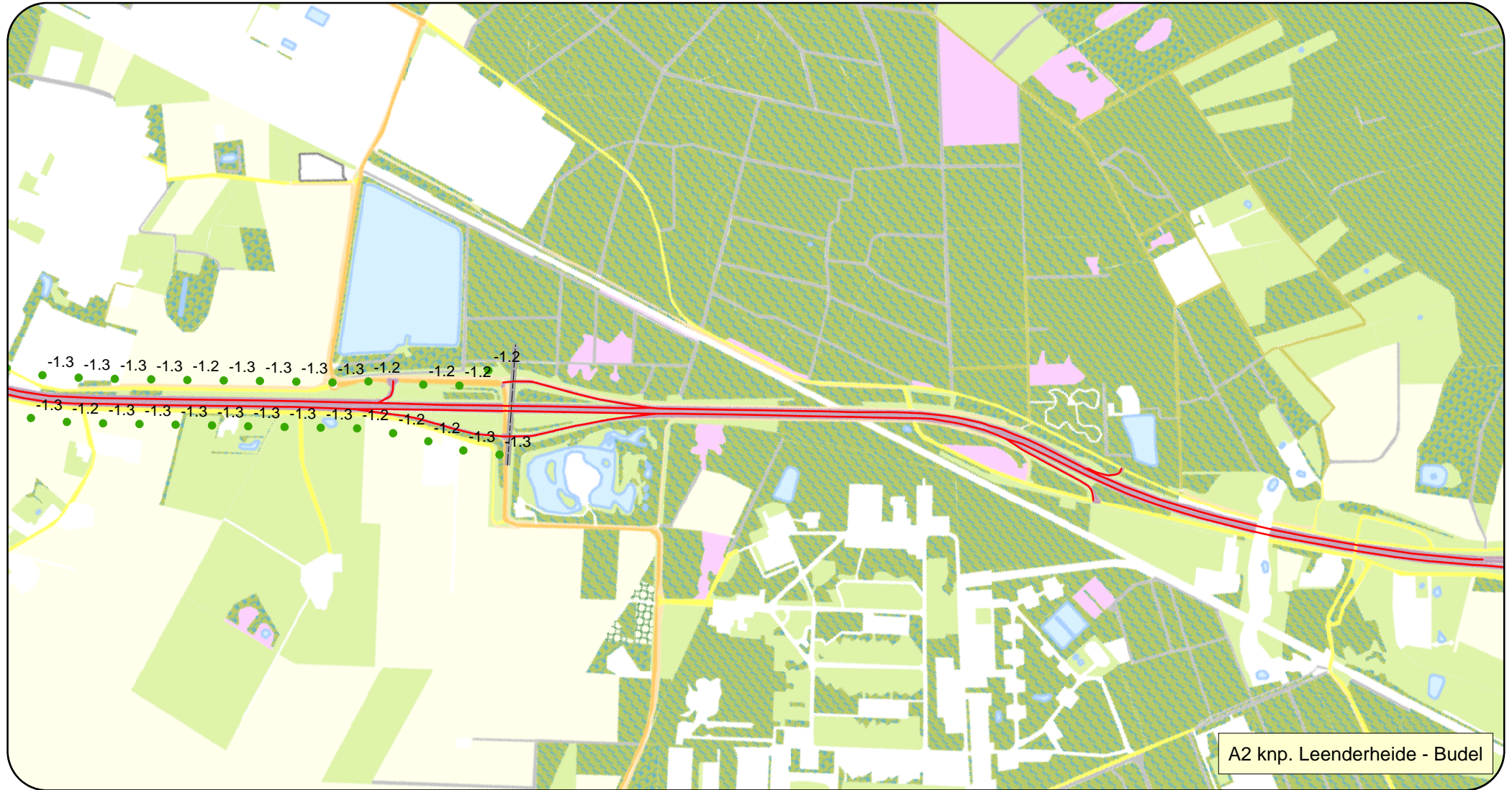
Legenda
Verschil met GPP

- tot en met 0.6 dB onder GPP
 - 0.5 dB onder GPP tot en met 0.3 dB onder GGP
 - 0.2 dB onder GPP tot en met GPP
 - Overschrijding van GPP
- grenzen
— Rijkswegen



dGm^R

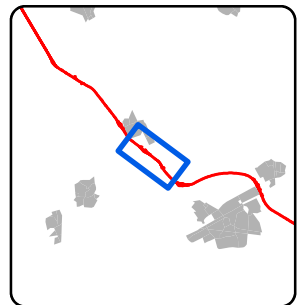
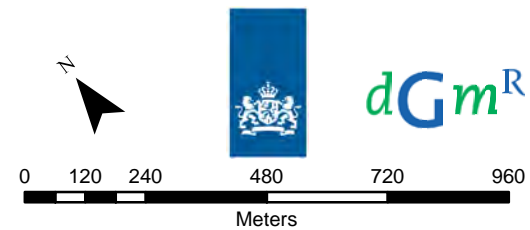


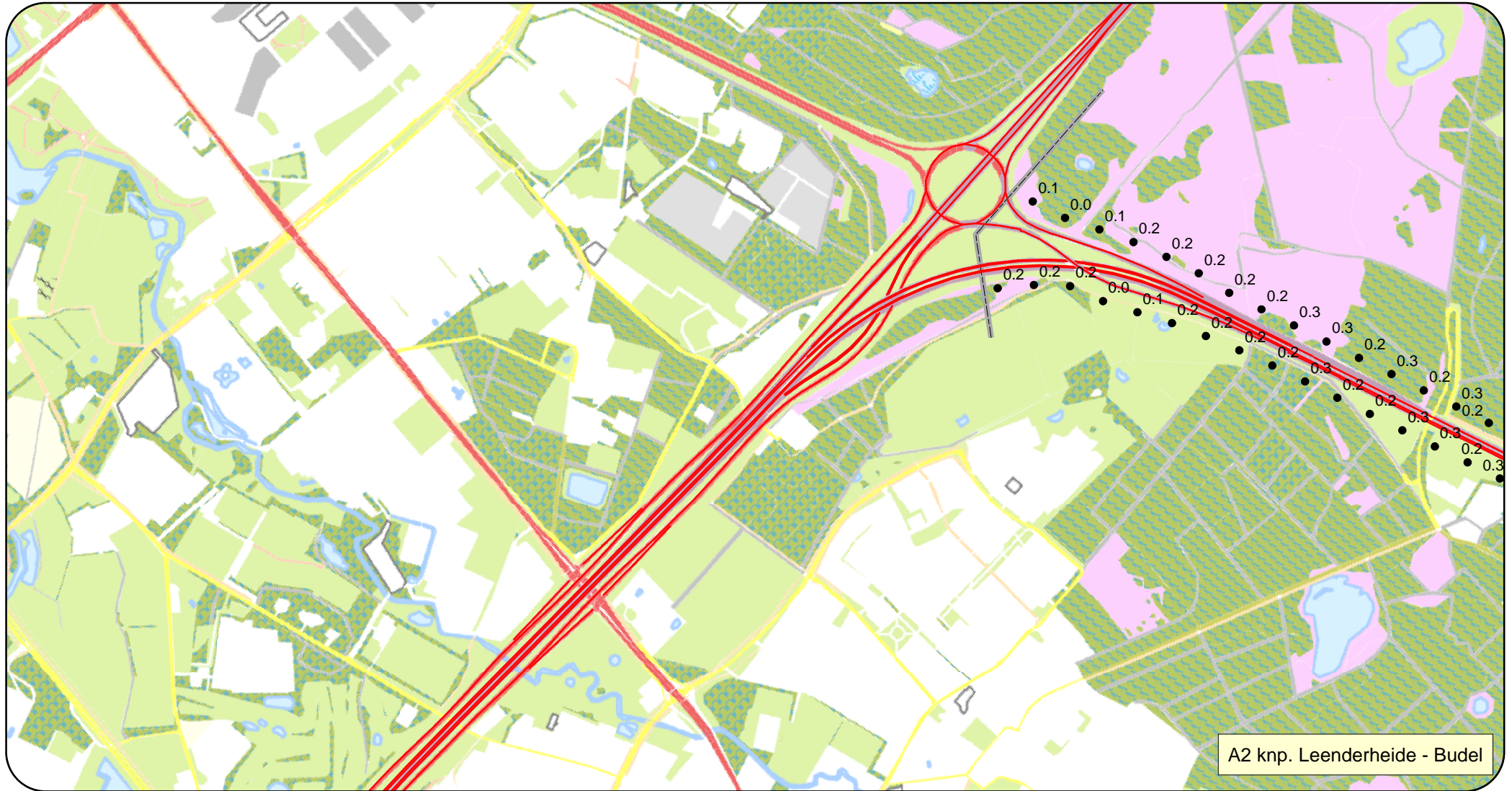


A2 knp. Leenderheide - Budel

Legenda
Verskil met GPP

- tot en met 0.6 dB onder GPP
 - 0.5 dB onder GPP tot en met 0.3 dB onder GGP
 - 0.2 dB onder GPP tot en met GPP
 - Overschrijding van GPP
- grenzen
 - Rijkswegen

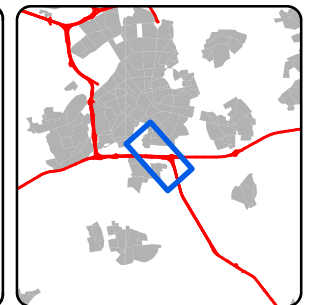
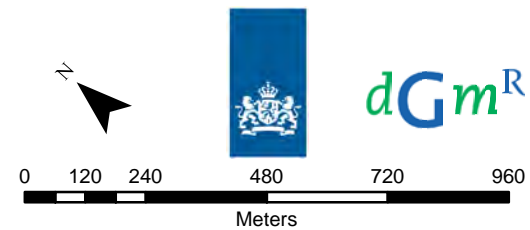


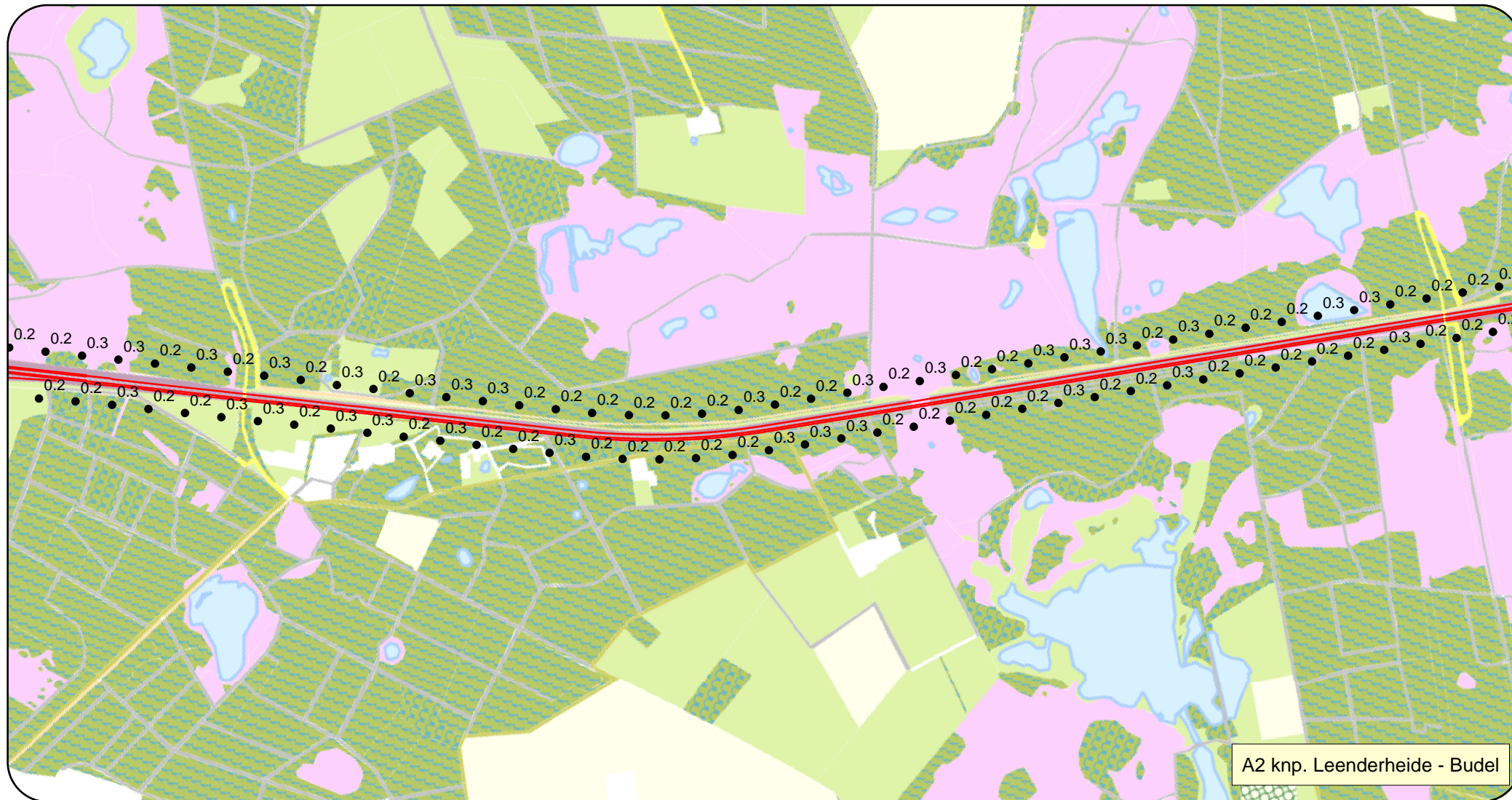


A2 knp. Leenderheide - Budel

Legenda

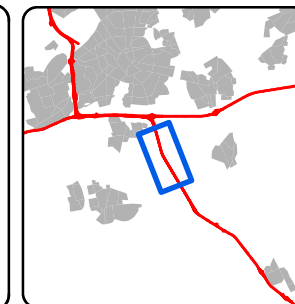
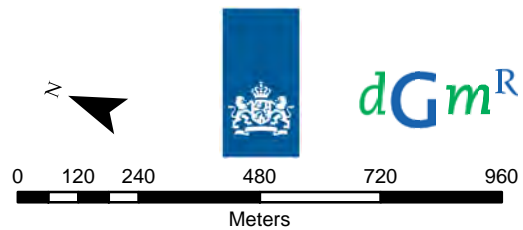
- Toename geluidproductie door snelheidsverhoging
- grenzen
- Rijkswegen

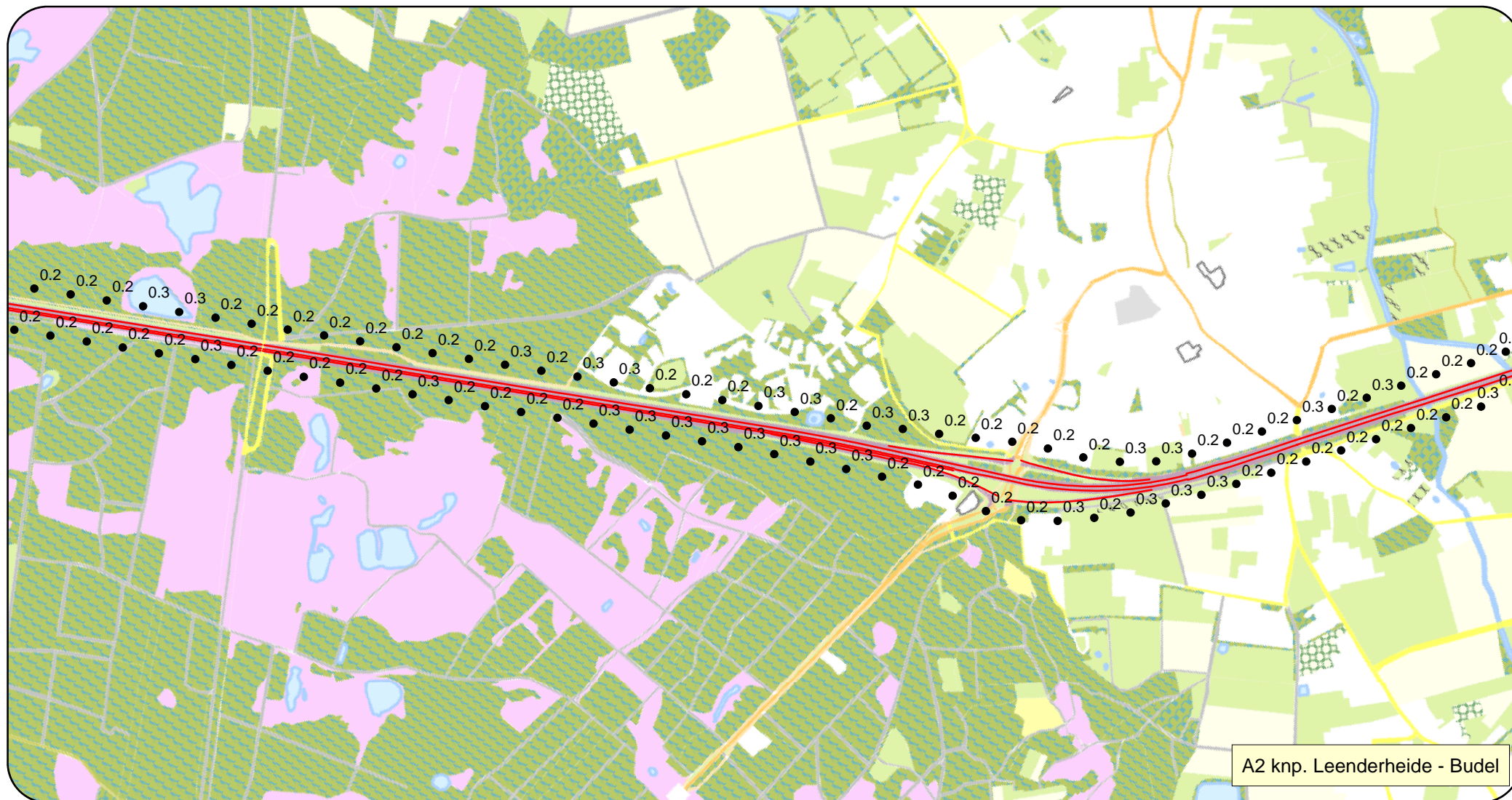




Legenda

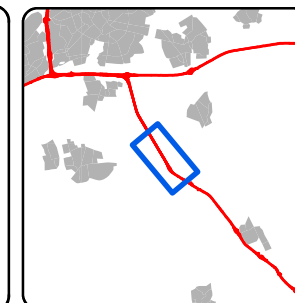

- Toename geluidproductie door snelheidsverhoging
- grenzen
- Rijkswegen

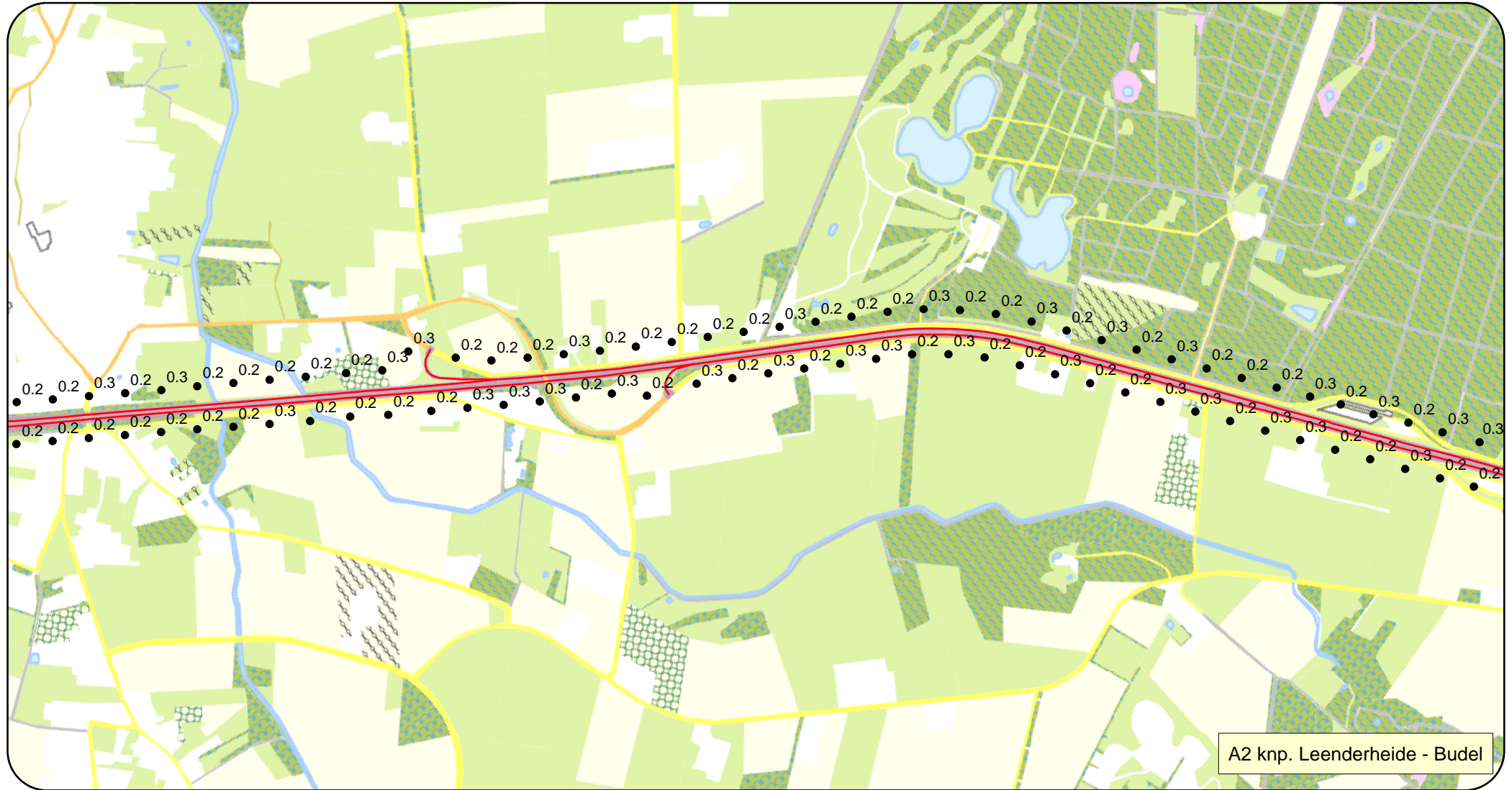




Legenda

- Toename geluidproductie door snelheidsverhoging
- grenzen
- Rijkswegen






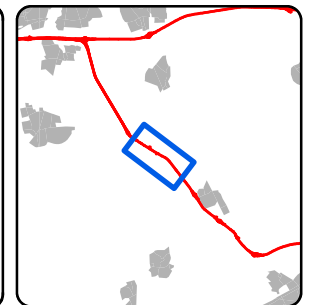
A2 knp. Leenderheide - Budel

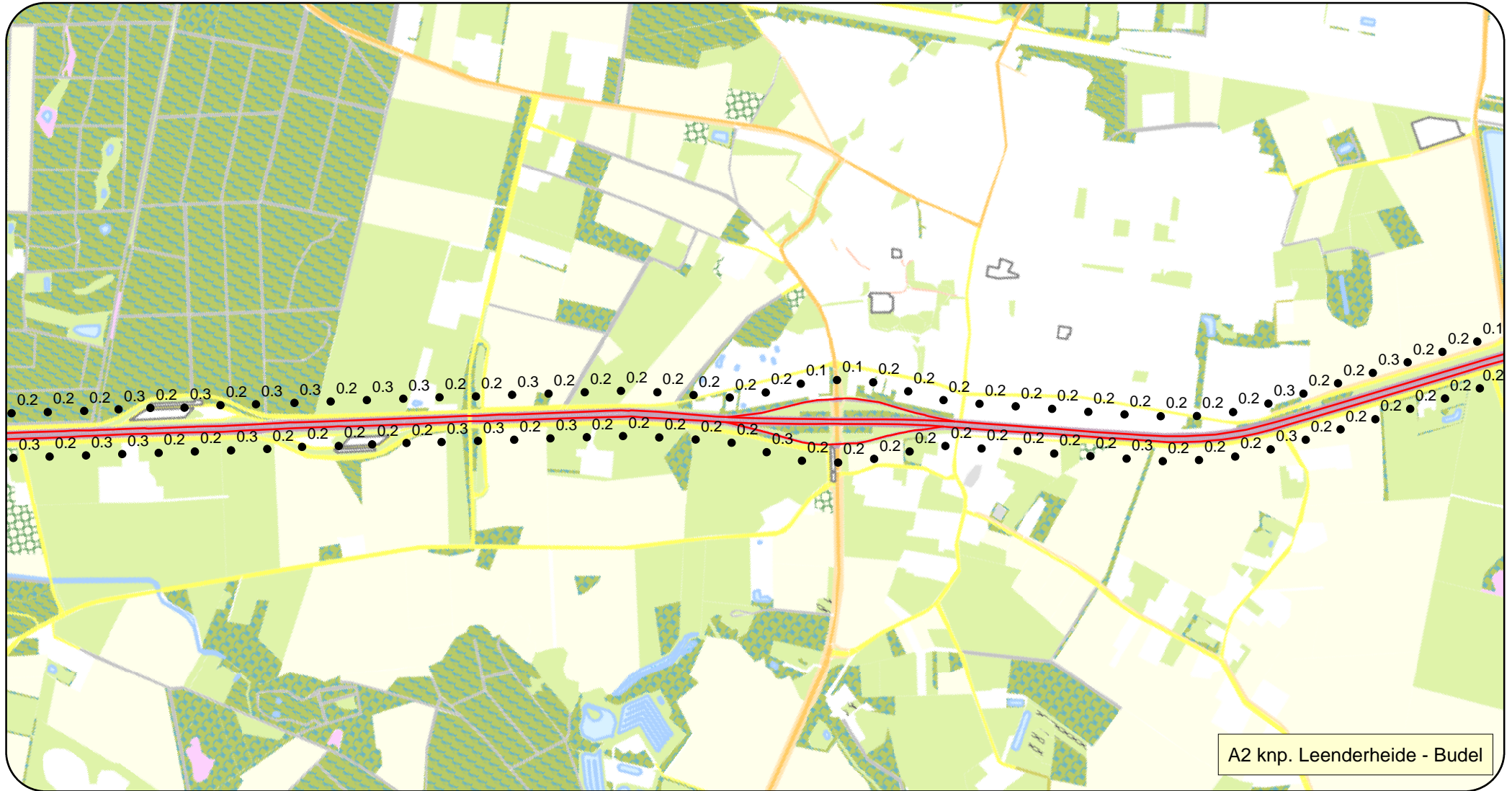
Legenda

- Toename geluidproductie door snelheidsverhoging
- grenzen
- Rijkswegen



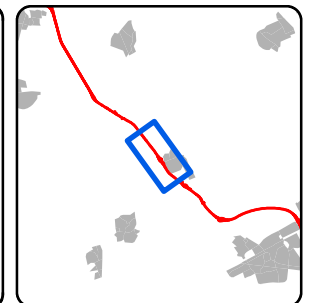

dGm^R

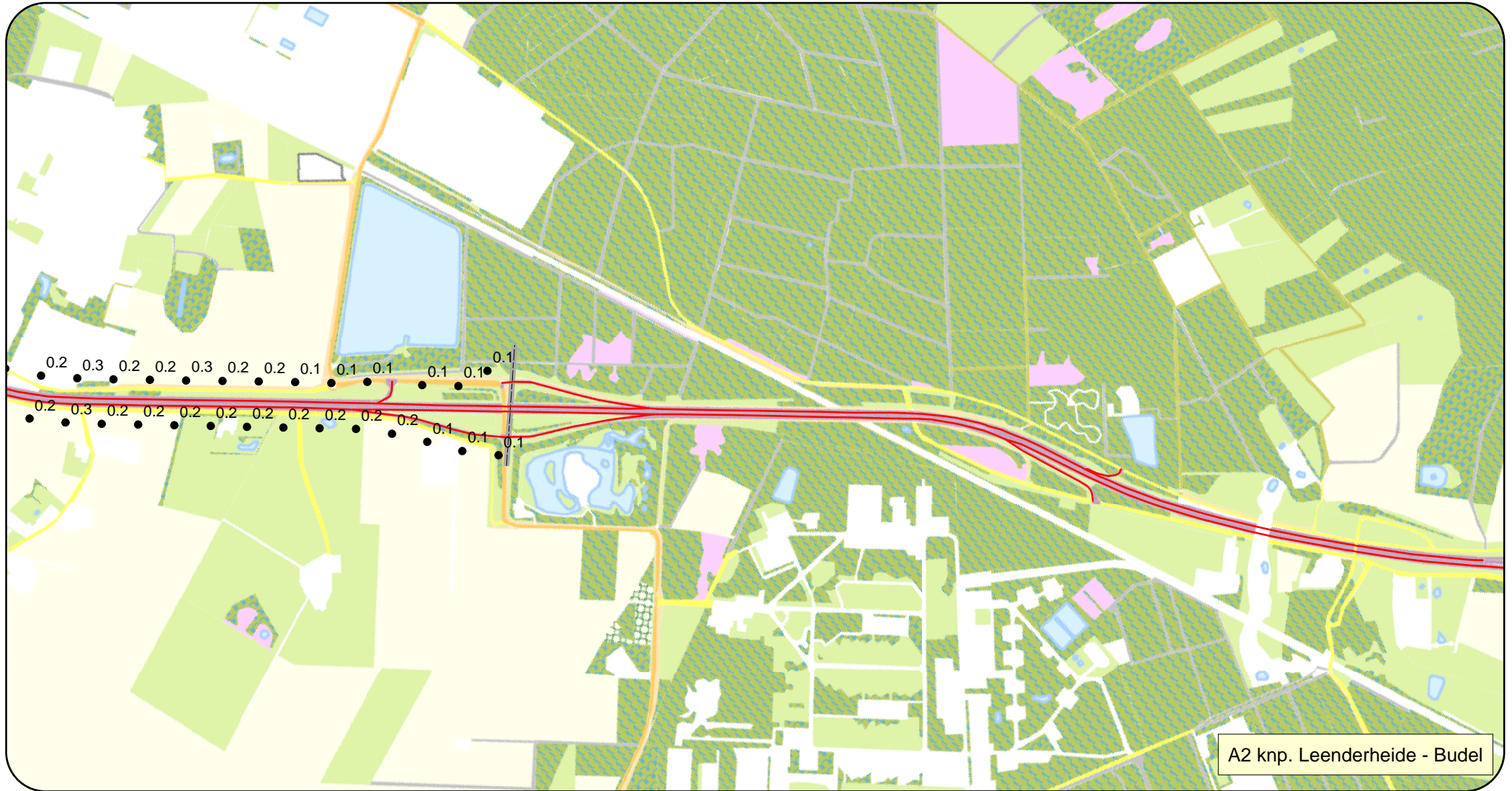




Legenda

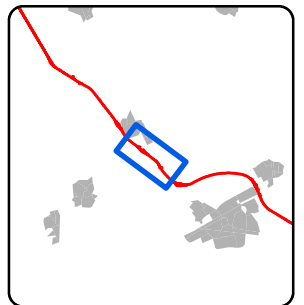

- Toename geluidproductie door snelheidsverhoging
- grenzen
- Rijkswegen





Legenda

- Toename geluidproductie door snelheidsverhoging
- grenzen
- Rijkswegen



Akoestisch onderzoek snelheidsverhoging naar 130 km/h in 2016

Overzicht resultaten Traject A2 knooppunt Leenderheide – Budel

referentiepunt			Geluidproductie- plafond in dB	Geluidproductie in 2016	
ID	X	Y		Waarde	verschil tov GPP
2059	170595.70	368619.74	69.2	67.9	-1.3
2005	166993.55	372418.03	70.2	68.9	-1.3
2006	167079.98	372358.83	69.4	68.1	-1.3
2007	167181.77	372295.79	69.3	68.0	-1.3
2008	167266.28	372242.34	69.1	67.9	-1.2
2009	167350.80	372188.89	69.1	67.9	-1.2
2010	167435.88	372136.35	68.4	67.1	-1.3
2011	167521.67	372084.96	68.9	67.6	-1.3
2012	167607.45	372033.56	69.3	68.0	-1.3
2013	167681.14	371971.04	67.2	65.9	-1.3
2015	167810.27	371914.86	69.1	67.8	-1.3
2016	167898.19	371867.56	69.2	67.9	-1.3
2017	167985.34	371818.52	69.3	68.0	-1.3
2018	168072.49	371769.48	69.2	67.8	-1.4
2019	168159.64	371720.44	69.4	68.1	-1.3
2020	168246.80	371671.40	69.4	68.1	-1.3
2021	168333.80	371622.12	70.1	68.7	-1.4
2022	168413.60	371561.91	70.0	68.7	-1.3
2023	168487.49	371494.53	70.1	68.7	-1.4
2024	168552.41	371418.72	70.0	68.6	-1.4
2025	168614.91	371340.65	69.7	68.4	-1.3
2026	168677.41	371262.59	69.9	68.5	-1.4
2027	168739.08	371183.87	69.8	68.4	-1.4
2028	168800.24	371104.75	69.8	68.5	-1.3
2029	168861.39	371025.63	69.7	68.4	-1.3
2030	168922.55	370946.51	69.8	68.4	-1.4
2031	168983.70	370867.38	69.6	68.3	-1.3
2032	169044.86	370788.26	69.4	68.1	-1.3
2033	169106.01	370709.14	69.4	68.0	-1.4
2034	169167.17	370630.02	69.3	68.0	-1.3
2035	169228.32	370550.89	69.5	68.2	-1.3
2036	169289.25	370472.22	69.5	68.1	-1.4
2037	169349.68	370397.72	69.8	68.4	-1.4
2038	169410.93	370317.26	69.7	68.3	-1.4
2039	169468.04	370245.11	69.8	68.5	-1.3
2040	169526.15	370170.32	69.7	68.3	-1.4
2041	169584.63	370093.18	69.4	68.1	-1.3
2042	169645.67	370013.98	69.2	67.9	-1.3
2043	169706.72	369934.77	69.8	68.4	-1.4
2044	169767.76	369855.56	69.6	68.3	-1.3
2045	169828.81	369776.35	69.4	68.0	-1.4
2046	169889.85	369697.15	69.7	68.3	-1.4
2047	169944.83	369613.69	70.0	68.6	-1.4
2048	169998.34	369529.21	70.5	69.1	-1.4
2049	170049.04	369443.28	70.3	69.0	-1.3
2050	170084.49	369349.78	68.4	67.1	-1.3

Akoestisch onderzoek snelheidsverhoging naar 130 km/h in 2016

Overzicht resultaten Traject A2 knooppunt Leenderheide – Budel

referentiepunt			Geluidproductie- plafond in dB	Geluidproductie in 2016	
ID	X	Y		Waarde	verschil tov GPP
2051	170121.88	369257.16	66.9	65.6	-1.3
2052	170176.13	369173.60	66.7	65.4	-1.3
2053	170242.13	369098.85	66.1	64.8	-1.3
2054	170315.52	369030.92	61.7	60.3	-1.4
2055	170385.39	368959.99	60.8	59.4	-1.4
2056	170437.96	368874.93	61.0	59.6	-1.4
2057	170490.54	368789.87	62.6	61.2	-1.4
2058	170543.12	368704.80	67.8	66.4	-1.4
2060	170648.27	368534.67	69.6	68.3	-1.3
2061	170700.85	368449.61	69.5	68.2	-1.3
2062	170761.70	368370.33	69.5	68.2	-1.3
2063	170827.38	368295.28	69.2	67.9	-1.3
2064	170900.61	368227.17	68.8	67.6	-1.2
2065	170978.39	368164.42	68.7	67.4	-1.3
2066	171057.33	368103.03	68.8	67.5	-1.3
2067	171136.26	368041.64	69.1	67.8	-1.3
2068	171215.20	367980.24	68.9	67.6	-1.3
2069	171294.14	367918.85	69.0	67.7	-1.3
2070	171373.07	367857.45	68.9	67.6	-1.3
2071	171452.01	367796.06	69.0	67.7	-1.3
2072	171530.70	367734.37	68.8	67.6	-1.2
2073	171602.50	367664.76	67.5	66.3	-1.2
2074	171667.02	367588.54	65.0	63.8	-1.2
2075	171729.43	367510.40	61.5	60.2	-1.3
2076	171801.79	367441.58	60.0	58.7	-1.3
9165	171917.17	367646.23	63.1	61.9	-1.2
9166	171827.81	367660.10	67.9	66.7	-1.2
9167	171749.38	367722.17	68.0	66.8	-1.2
9169	171633.80	367819.64	68.1	66.9	-1.2
9170	171552.52	367876.52	69.2	67.9	-1.3
9171	171473.78	367938.23	69.2	67.9	-1.3
9172	171394.60	367999.38	69.2	67.9	-1.3
9173	171315.35	368060.43	69.2	67.9	-1.3
9174	171236.12	368121.50	68.9	67.7	-1.2
9175	171156.88	368182.57	68.8	67.5	-1.3
9176	171077.65	368243.64	68.7	67.4	-1.3
9177	170999.21	368305.72	68.6	67.3	-1.3
9178	170923.74	368371.24	66.9	65.6	-1.3
9179	170857.02	368445.61	62.0	60.6	-1.4
9180	170797.77	368526.15	61.3	60.0	-1.3
9181	170743.86	368610.42	61.7	60.4	-1.3
9182	170691.25	368695.50	61.9	60.6	-1.3
9183	170639.97	368781.39	61.9	60.5	-1.4
9184	170587.13	368866.34	61.3	59.9	-1.4
9185	170534.87	368951.64	60.6	59.2	-1.4
9186	170485.25	369038.36	60.0	58.5	-1.5

Akoestisch onderzoek snelheidsverhoging naar 130 km/h in 2016

Overzicht resultaten Traject A2 knooppunt Leenderheide – Budel

referentiepunt			Geluidproductie- plafond in dB	Geluidproductie in 2016	
ID	X	Y		Waarde	verschil tov GPP
9187	170448.16	369131.15	59.6	58.2	-1.4
9188	170411.89	369224.20	59.2	57.8	-1.4
9189	170358.87	369308.61	59.3	57.9	-1.4
9190	170292.65	369383.41	59.9	58.5	-1.4
9191	170216.46	369448.23	61.1	59.7	-1.4
9192	170147.20	369520.14	63.9	62.5	-1.4
9193	170094.87	369605.38	64.7	63.3	-1.4
9194	170043.05	369690.95	68.4	67.0	-1.4
9195	169987.65	369774.19	69.2	67.8	-1.4
9196	169926.43	369853.31	69.7	68.3	-1.4
9197	169865.01	369932.27	69.8	68.4	-1.4
9198	169803.68	370011.30	69.9	68.5	-1.4
9199	169742.13	370090.15	69.4	68.0	-1.4
9200	169681.40	370169.62	69.5	68.1	-1.4
9201	169619.99	370248.59	69.6	68.2	-1.4
9202	169558.57	370327.56	69.6	68.3	-1.3
9203	169497.15	370406.52	69.6	68.2	-1.4
9204	169436.06	370485.74	69.7	68.3	-1.4
9205	169370.98	370569.01	69.6	68.2	-1.4
9206	169312.06	370647.36	69.1	67.7	-1.4
9207	169248.75	370723.65	69.7	68.3	-1.4
9208	169193.36	370799.56	69.3	67.9	-1.4
9209	169138.80	370868.26	69.6	68.2	-1.4
9210	169080.27	370942.99	69.7	68.3	-1.4
9211	169019.38	371022.34	69.7	68.3	-1.4
9212	168958.18	371101.47	69.7	68.3	-1.4
9213	168896.32	371180.09	69.8	68.5	-1.3
9214	168835.20	371259.29	69.9	68.5	-1.4
9215	168774.06	371338.47	70.1	68.7	-1.4
9216	168712.94	371417.66	69.8	68.4	-1.4
9217	168650.70	371495.98	70.1	68.8	-1.3
9218	168585.16	371571.52	70.3	68.9	-1.4
9219	168512.34	371640.04	70.1	68.7	-1.4
9220	168433.84	371701.99	70.0	68.6	-1.4
9221	168349.91	371756.24	69.9	68.5	-1.4
9222	168262.59	371805.05	69.7	68.3	-1.4
9223	168175.11	371853.59	69.6	68.2	-1.4
9224	168087.63	371902.12	69.4	68.1	-1.3
9225	168000.16	371950.66	69.4	68.0	-1.4
9226	167912.68	371999.20	69.3	67.9	-1.4
9227	167825.30	372047.90	69.2	67.8	-1.4
9228	167738.23	372097.17	69.1	67.7	-1.4
9229	167652.12	372148.05	69.2	67.8	-1.4
9230	167566.99	372200.60	69.0	67.7	-1.3
9231	167481.77	372252.92	68.2	66.8	-1.4
9232	167397.45	372306.74	69.1	67.7	-1.4

Akoestisch onderzoek snelheidsverhoging naar 130 km/h in 2016

Overzicht resultaten Traject A2 knooppunt Leenderheide – Budel

referentiepunt			Geluidproductie- plafond in dB	Geluidproductie in 2016	
ID	X	Y		Waarde	verschil tov GPP
9233	167323.55	372372.38	67.1	65.8	-1.3
9235	167229.31	372464.49	65.4	64.2	-1.2
9236	167140.73	372466.48	69.6	68.3	-1.3
9237	167056.39	372520.26	69.9	68.6	-1.3
26607	162875.00	379284.13	65.8	65.1	-0.7
26608	162947.76	379215.65	66.6	65.9	-0.7
26609	163012.09	379139.16	65.2	64.3	-0.9
26610	163041.47	379044.26	63.0	61.7	-1.3
26611	163081.24	378952.58	63.2	61.8	-1.4
26612	163122.40	378861.43	65.5	63.8	-1.7
26613	163158.09	378768.02	66.4	64.6	-1.8
26614	163189.80	378673.20	66.8	64.9	-1.9
26615	163219.01	378577.58	67.4	65.9	-1.5
26616	163246.45	378481.41	67.8	67.1	-0.7
26617	163272.05	378384.84	67.3	66.5	-0.8
26618	163298.09	378288.28	67.7	66.9	-0.8
26619	163324.13	378191.72	67.3	66.6	-0.7
26620	163350.21	378095.16	66.8	66.1	-0.7
26621	163377.77	377999.03	67.5	66.8	-0.7
26622	163403.77	377902.46	67.9	67.2	-0.7
26623	163429.81	377805.90	67.9	67.2	-0.7
26624	163455.85	377709.34	67.7	67.0	-0.7
26625	163481.92	377612.78	67.9	67.2	-0.7
26626	163507.85	377516.19	67.7	67.0	-0.7
26627	163533.90	377419.63	67.9	67.2	-0.7
26628	163560.01	377323.09	68.2	67.5	-0.7
26629	163586.70	377226.71	68.4	67.7	-0.7
26630	163617.40	377131.54	68.6	67.8	-0.8
26631	163652.71	377037.98	68.4	67.7	-0.7
26632	163692.56	376946.26	69.0	68.2	-0.8
26633	163736.87	376856.62	69.3	68.5	-0.8
26634	163785.28	376769.12	69.0	68.3	-0.7
26635	163836.24	376683.06	68.8	68.1	-0.7
26636	163887.21	376597.02	68.8	68.1	-0.7
26637	163938.25	376511.01	68.9	68.2	-0.7
26638	163989.29	376425.02	68.7	68.0	-0.7
26639	164040.32	376339.01	68.9	68.2	-0.7
26640	164091.42	376253.04	69.2	68.4	-0.8
26641	164142.43	376167.02	69.1	68.4	-0.7
26642	164193.46	376081.01	68.9	68.2	-0.7
26643	164244.48	375994.99	68.7	68.0	-0.7
26644	164295.52	375908.98	68.9	68.2	-0.7
26645	164346.60	375823.00	68.9	68.2	-0.7
26646	164397.67	375737.01	68.8	68.0	-0.8
26647	164448.71	375651.01	68.8	68.1	-0.7
26648	164499.81	375565.03	68.6	67.9	-0.7

Akoestisch onderzoek snelheidsverhoging naar 130 km/h in 2016

Overzicht resultaten Traject A2 knooppunt Leenderheide – Budel

referentiepunt			Geluidproductie- plafond in dB	Geluidproductie in 2016	
ID	X	Y		Waarde	verschil tov GPP
26649	164550.85	375479.03	68.6	67.9	-0.7
26650	164601.92	375393.04	68.6	67.9	-0.7
26651	164653.00	375307.06	68.2	67.5	-0.7
26652	164704.10	375221.08	67.7	67.0	-0.7
26653	164755.16	375135.10	67.1	66.4	-0.7
26654	164806.21	375049.11	68.0	67.3	-0.7
26655	164857.26	374963.10	68.2	67.5	-0.7
26656	164908.28	374877.09	68.4	67.7	-0.7
26657	164959.39	374791.13	68.4	67.7	-0.7
26658	165010.47	374705.14	68.2	67.5	-0.7
26659	165061.53	374619.15	68.1	67.3	-0.8
26660	165112.57	374533.14	68.1	67.4	-0.7
26661	165163.72	374447.20	67.0	66.3	-0.7
26662	165214.69	374361.17	65.7	65.0	-0.7
26663	165265.74	374275.17	65.6	64.9	-0.7
26664	165316.80	374189.18	65.4	64.7	-0.7
26665	165367.84	374103.19	65.9	65.2	-0.7
26666	165418.86	374017.18	65.2	64.5	-0.7
26667	165467.61	373929.96	65.3	64.5	-0.8
26668	165514.82	373841.79	66.0	65.2	-0.8
26669	165562.02	373753.62	66.3	65.5	-0.8
26670	165608.76	373665.20	66.5	65.6	-0.9
26671	165654.82	373576.46	67.4	66.5	-0.9
26672	165692.59	373483.93	66.2	65.2	-1.0
26673	165718.19	373387.32	65.3	64.3	-1.0
26674	165760.73	373298.07	65.3	64.3	-1.0
26675	165823.66	373220.51	65.4	64.4	-1.0
26676	165893.96	373149.48	66.1	65.1	-1.0
26677	165968.42	373082.73	66.9	66.0	-0.9
26678	166048.94	373025.15	68.2	67.2	-1.0
26679	166129.13	372965.46	69.4	68.2	-1.2
26680	166213.29	372911.45	63.7	62.5	-1.2
26681	166297.98	372858.25	59.4	58.1	-1.3
26682	166382.44	372804.72	58.4	57.0	-1.4
26683	166466.97	372751.32	59.4	58.1	-1.3
26684	166551.53	372697.92	61.8	60.4	-1.4
26685	166635.78	372644.05	68.8	67.5	-1.3
26686	166719.55	372589.44	70.3	69.0	-1.3
26687	166803.58	372535.19	70.2	68.9	-1.3
26688	166898.13	372474.79	70.1	68.8	-1.3
26689	166961.68	372579.36	70.3	68.9	-1.4
26690	166876.98	372632.54	70.3	69.0	-1.3
26691	166792.20	372685.58	70.4	69.1	-1.3
26692	166707.47	372738.64	69.3	67.9	-1.4
26693	166621.74	372789.83	62.3	61.0	-1.3
26694	166537.16	372843.19	59.4	58.0	-1.4

Akoestisch onderzoek snelheidsverhoging naar 130 km/h in 2016

Overzicht resultaten Traject A2 knooppunt Leenderheide – Budel

referentiepunt			Geluidproductie- plafond in dB	Geluidproductie in 2016	
ID	X	Y		Waarde	verschil tov GPP
26695	166452.59	372896.55	58.3	57.0	-1.3
26696	166367.76	372949.52	58.5	57.2	-1.3
26697	166283.44	373003.29	58.8	57.5	-1.3
26698	166199.13	373057.07	59.5	58.3	-1.2
26699	166120.53	373118.44	59.5	58.4	-1.1
26700	166055.97	373194.20	58.9	57.8	-1.1
26701	166001.35	373277.83	59.4	58.3	-1.1
26702	165957.76	373367.78	59.2	58.1	-1.1
26703	165909.30	373454.07	59.6	58.7	-0.9
26704	165854.03	373537.42	63.4	62.5	-0.9
26705	165798.41	373620.53	65.8	64.9	-0.9
26706	165745.00	373705.05	66.3	65.5	-0.8
26707	165688.70	373786.39	66.7	65.9	-0.8
26708	165641.11	373874.33	58.4	57.5	-0.9
26709	165591.45	373961.14	57.7	56.8	-0.9
26710	165540.67	374047.30	56.6	55.7	-0.9
26711	165489.58	374133.27	56.9	56.0	-0.9
26712	165438.51	374219.26	57.8	56.9	-0.9
26713	165387.42	374305.24	57.6	56.7	-0.9
26714	165336.37	374391.24	59.4	58.6	-0.8
26715	165285.33	374477.24	64.1	63.4	-0.7
26716	165234.28	374563.25	68.2	67.5	-0.7
26717	165183.16	374649.21	68.7	68.0	-0.7
26718	165132.13	374735.22	68.5	67.8	-0.7
26719	165080.92	374821.12	69.0	68.3	-0.7
26720	165030.03	374907.22	69.0	68.3	-0.7
26721	164978.97	374993.21	68.9	68.2	-0.7
26722	164927.91	375079.20	68.5	67.8	-0.7
26723	164876.75	375165.14	68.2	67.5	-0.7
26724	164825.63	375251.09	67.5	66.8	-0.7
26725	164774.77	375337.20	68.6	67.9	-0.7
26726	164723.70	375423.19	68.4	67.8	-0.6
26727	164672.65	375509.18	68.8	68.1	-0.7
26728	164621.60	375595.18	69.0	68.3	-0.7
26729	164570.54	375681.18	69.0	68.3	-0.7
26730	164519.48	375767.17	69.2	68.5	-0.7
26731	164468.41	375853.16	69.3	68.6	-0.7
26732	164417.34	375939.15	69.1	68.4	-0.7
26733	164366.26	376025.13	69.2	68.5	-0.7
26734	164315.25	376111.15	69.3	68.6	-0.7
26735	164264.20	376197.16	69.4	68.7	-0.7
26736	164213.14	376283.15	69.2	68.5	-0.7
26737	164162.09	376369.15	69.4	68.7	-0.7
26738	164111.04	376455.15	69.3	68.6	-0.7
26739	164060.01	376541.16	69.0	68.3	-0.7
26740	164008.96	376627.16	69.1	68.4	-0.7

Akoestisch onderzoek snelheidsverhoging naar 130 km/h in 2016

Overzicht resultaten Traject A2 knooppunt Leenderheide – Budel

referentiepunt			Geluidproductie- plafond in dB	Geluidproductie in 2016	
ID	X	Y		Waarde	verschil tov GPP
26741	163957.95	376713.19	69.1	68.4	-0.7
26742	163906.90	376799.19	69.1	68.4	-0.7
26743	163857.08	376885.89	68.9	68.3	-0.6
26744	163811.69	376975.00	69.3	68.6	-0.7
26745	163770.78	377066.25	69.2	68.4	-0.8
26746	163734.68	377159.50	68.7	68.0	-0.7
26747	163703.83	377254.62	68.4	67.7	-0.7
26748	163676.87	377350.92	68.7	68.0	-0.7
26749	163650.82	377447.48	68.0	67.3	-0.7
26750	163624.73	377544.03	68.0	67.3	-0.7
26751	163598.64	377640.57	67.9	67.3	-0.6
26752	163572.68	377737.16	68.3	67.7	-0.6
26753	163546.72	377833.74	68.3	67.6	-0.7
26754	163520.57	377930.27	68.4	67.7	-0.7
26755	163497.78	378027.45	67.7	67.0	-0.7
26756	163471.70	378124.00	67.3	66.6	-0.7
26757	163445.65	378220.56	67.3	66.5	-0.8
26758	163419.65	378317.13	67.6	66.9	-0.7
26759	163393.63	378413.69	67.6	66.8	-0.8
26760	163367.59	378510.26	68.0	67.1	-0.9
26761	163341.19	378606.72	67.9	66.5	-1.4
26762	163314.73	378703.17	67.4	65.5	-1.9
26763	163289.34	378799.90	67.3	65.3	-2.0
26764	163274.33	378898.00	65.7	63.7	-2.0
26765	163249.11	378994.76	64.9	62.9	-2.0
26766	163218.74	379089.98	64.1	62.2	-1.9
26767	163182.43	379183.11	63.8	61.9	-1.9
26768	163142.77	379274.90	64.6	62.8	-1.8
26769	163117.57	379371.05	67.4	65.5	-1.9