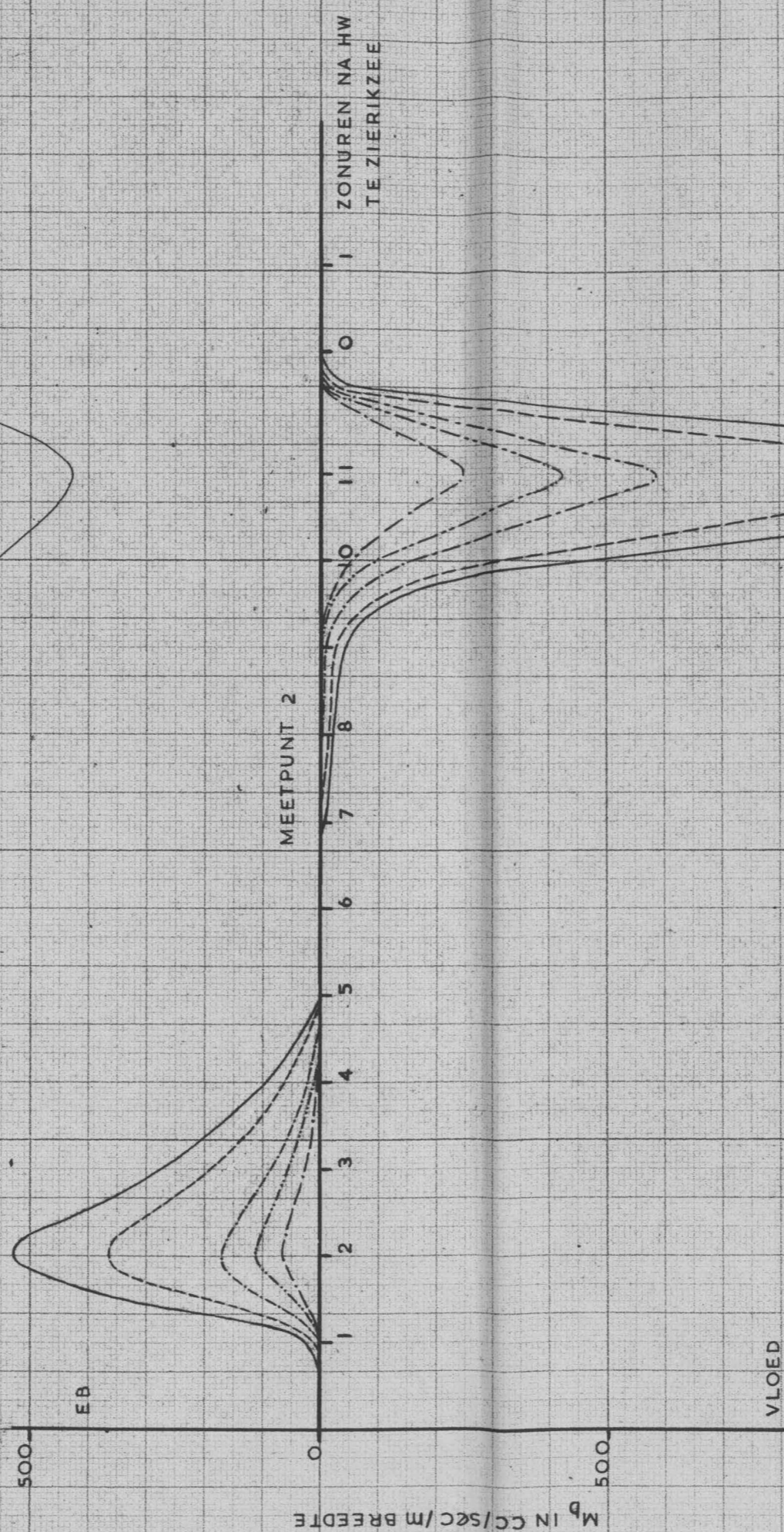
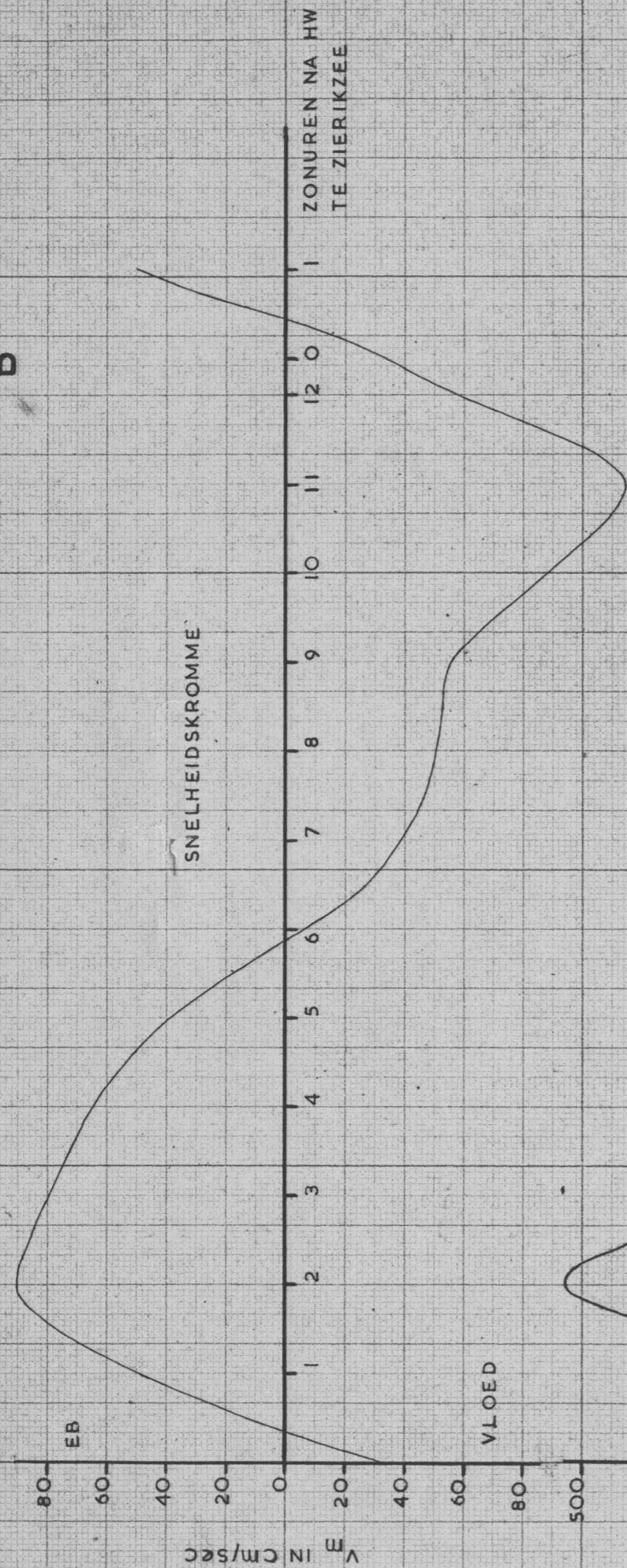
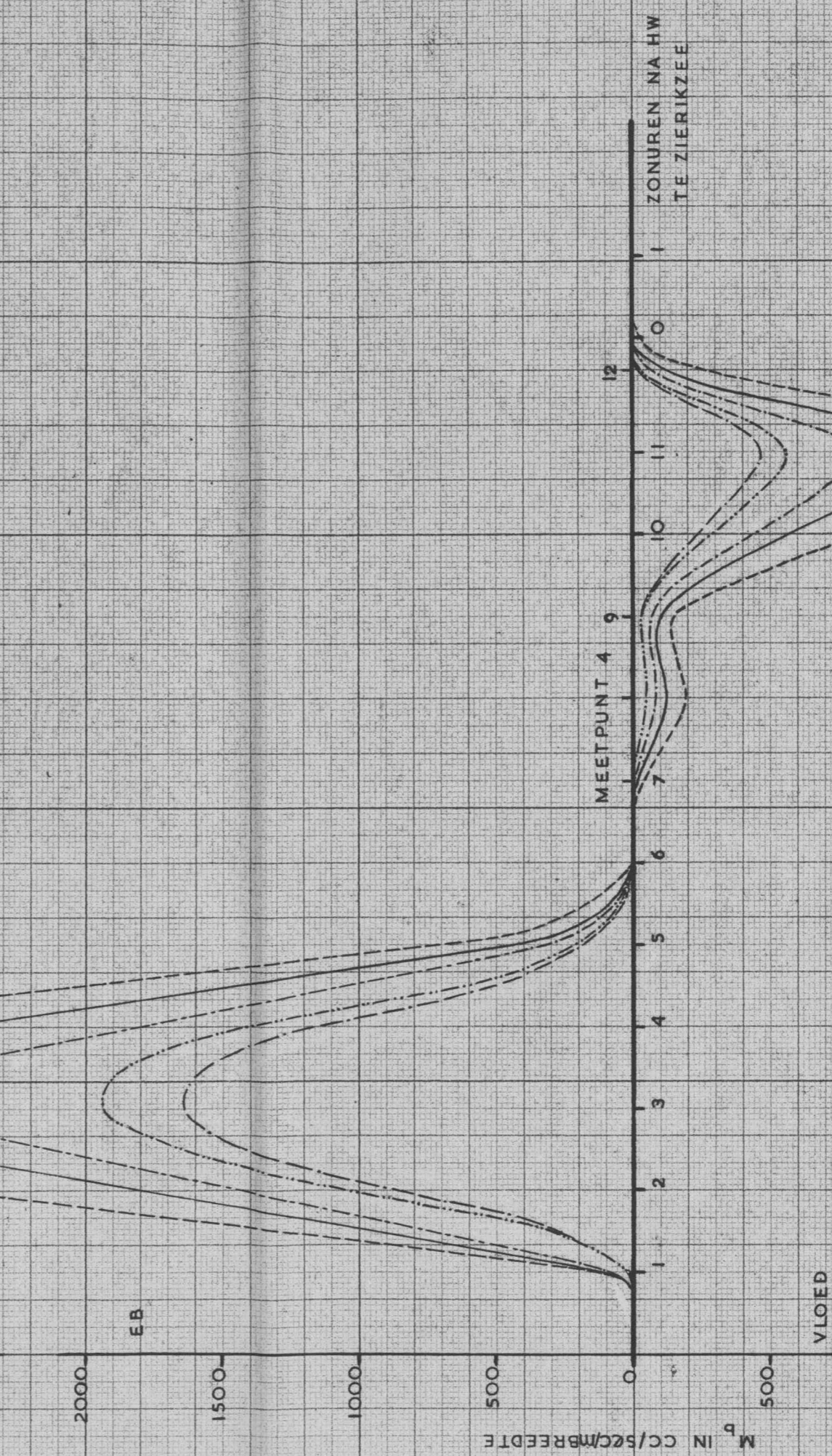
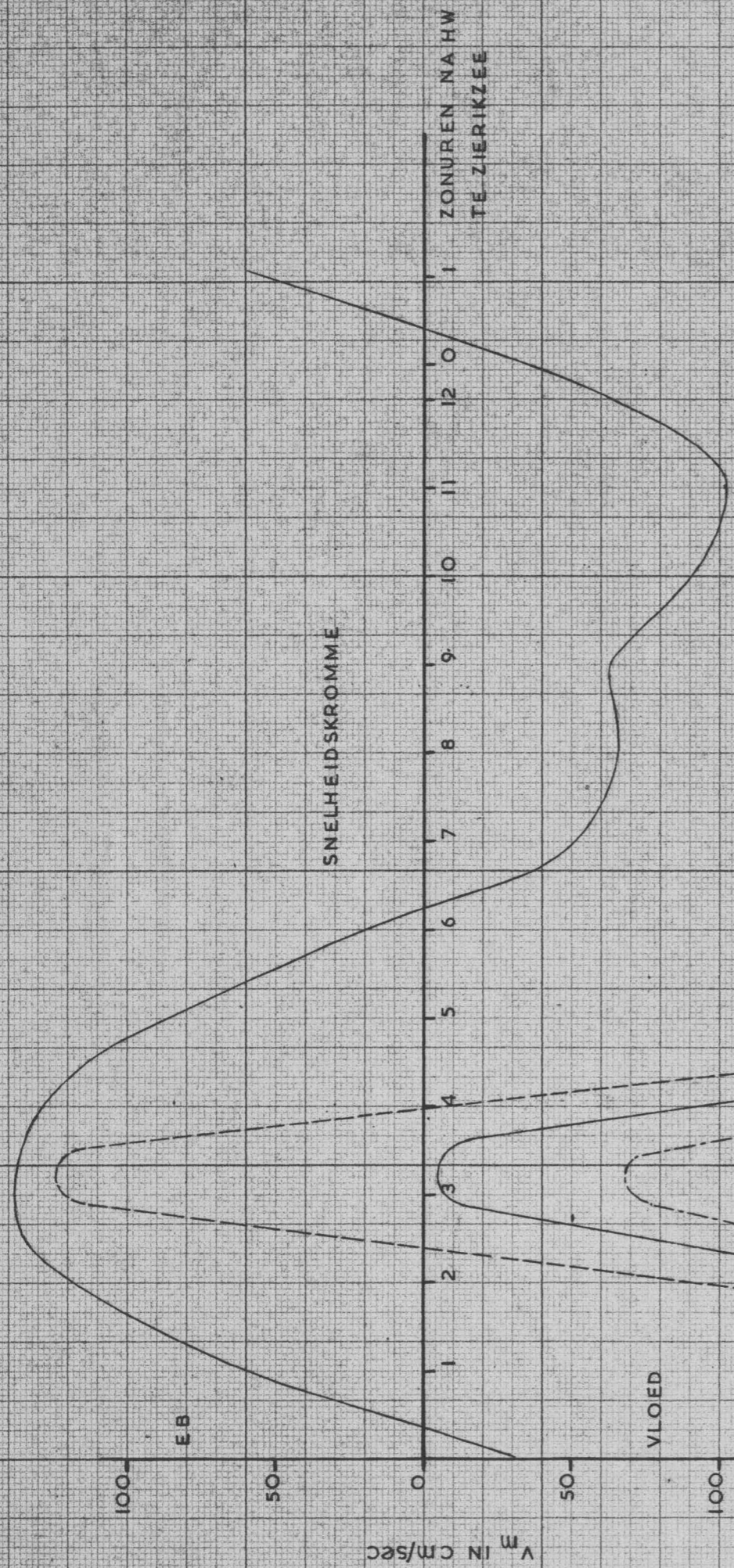


OOSTER-SCHELDE RAAI 6 M_b



BEREKENING	KORRELGR.	n	M ³ /GETIJ / m BREEDETE		VLOED OVERSCH.
			EB	VLOED	
A	200 μ	0,024	338	765	427
B	220 μ	0,024	226	547	321
C	220 μ	0,020	0,96	274	178
D	220 μ	0,020	0,67	183	116
E	ε-10% 220 μ ε VOLGENS RUBEY	0,020	0,336	1,01	0,674

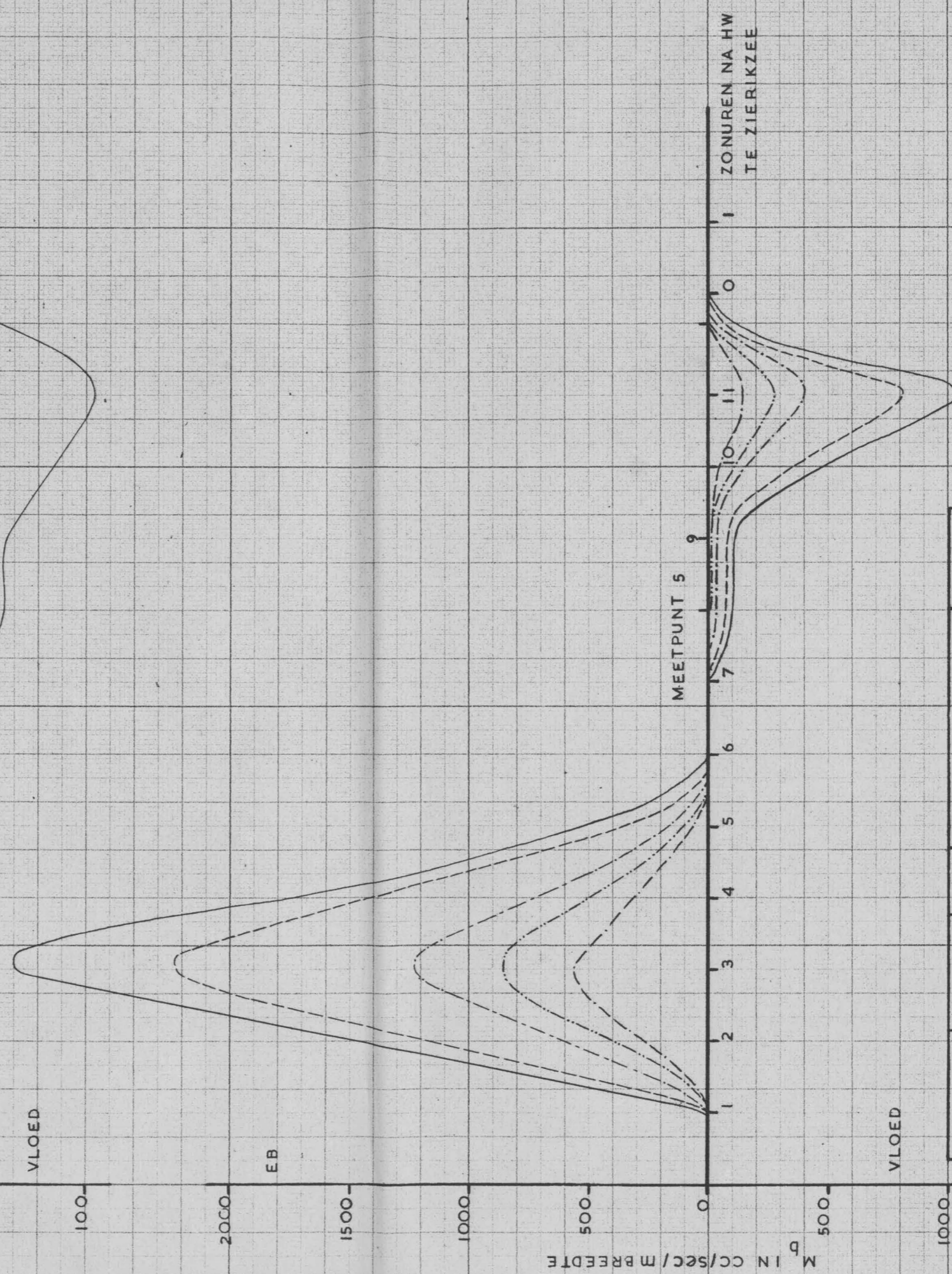
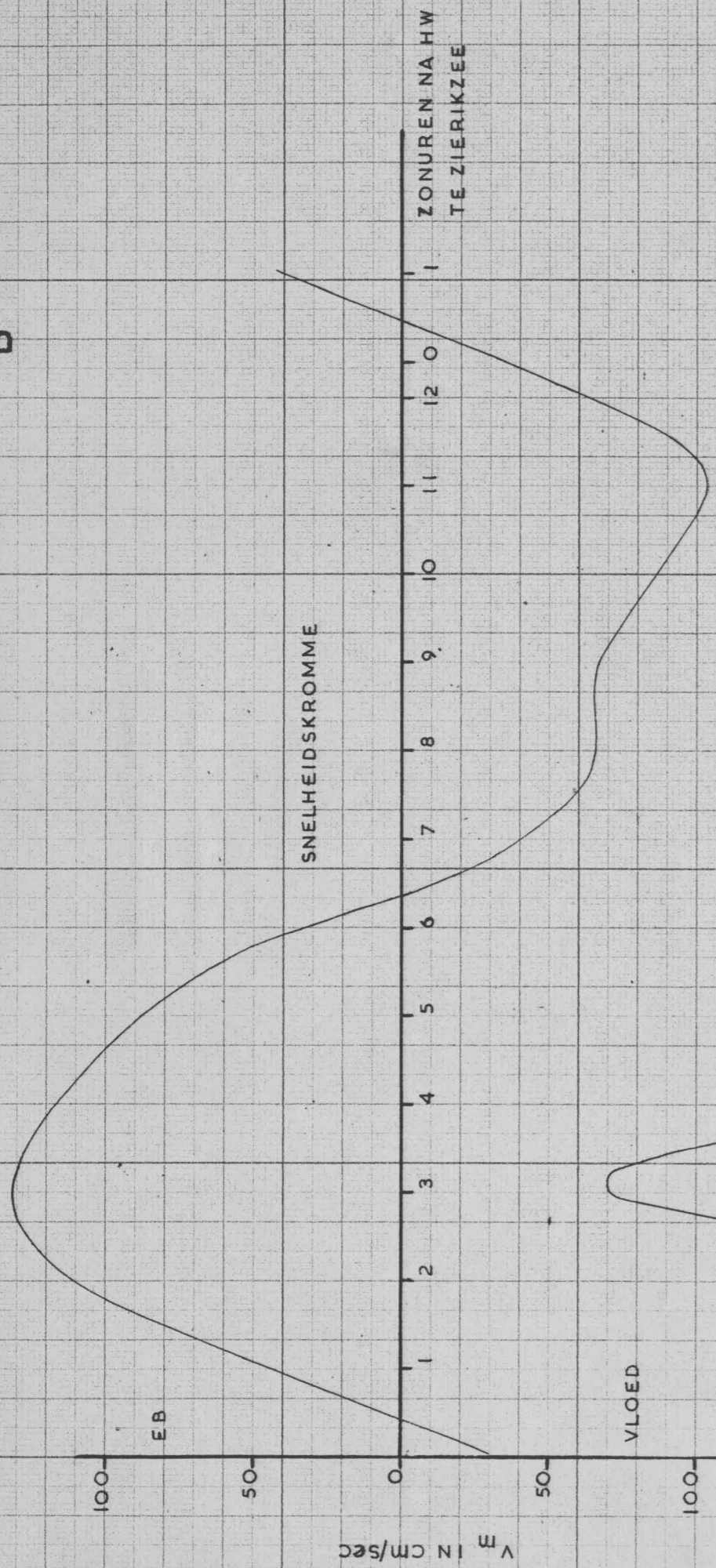
OOSTER-SCHELDE RAAI 6 M_b



BEREKENING	KORRELGR.	n	m ³ /GETIJ / mBREEDTE		EB OVERSCH.
			EB	VLOED	
A	200 μ	0,024	29,5	7,05	22,45
B	180 μ	0,024	40,4	10,75	29,65
C	180 μ	0,020	23,-	5,24	17,76
D	180 μ	0,020	16,5	3,72	12,78
E	180 μ	0,020	13,55	2,93	10,62

ε = 10% GROTER
ε VOLGENS RUBEY

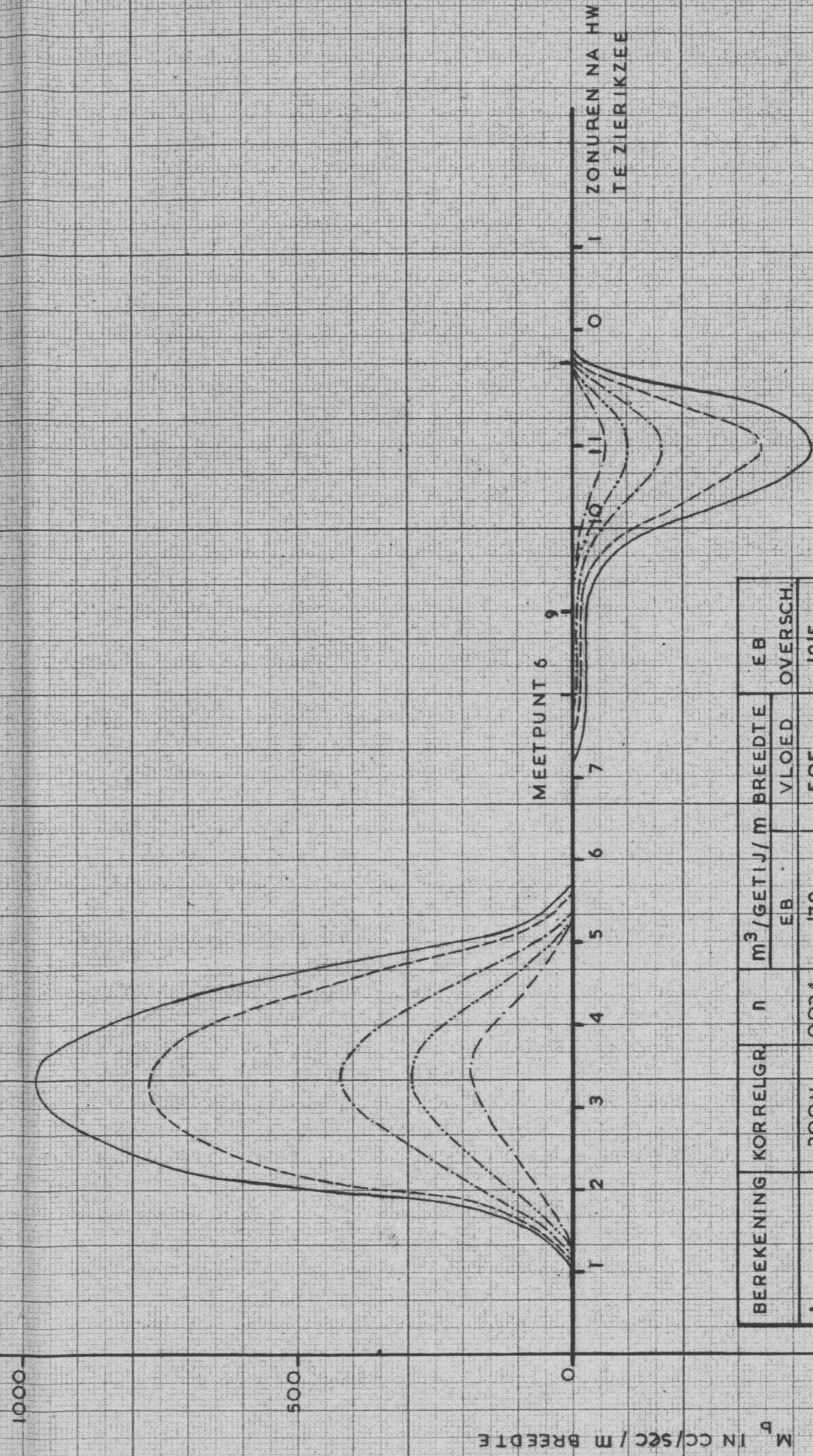
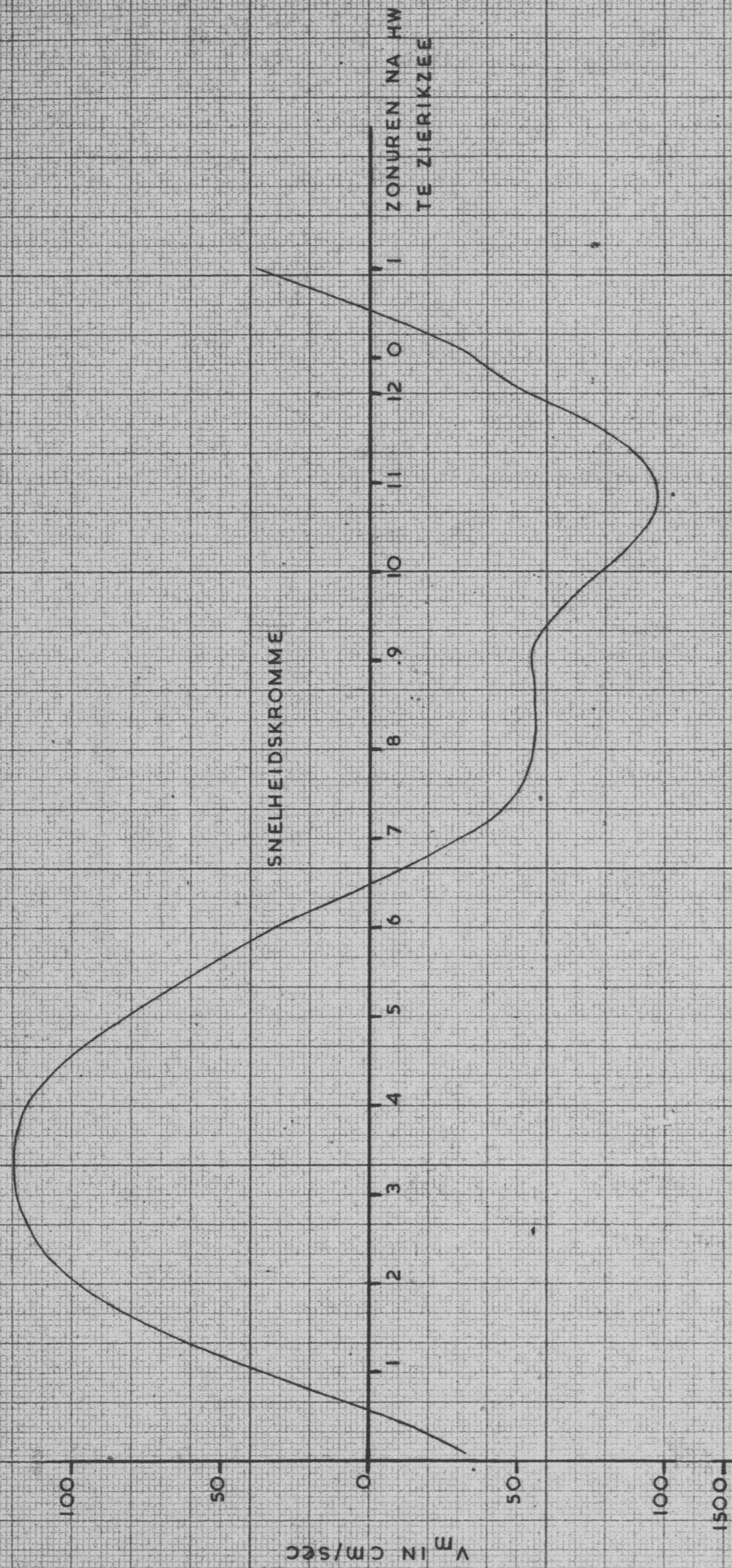
OOSTER-SCHELDE RAAI 6 M_D



BEREKENING	KORRELGR.	n	m ³ /GETIJ/M BREEDTE		EB OVERSCH.
			EB	VLOED	
A	200 μ	0,024	23,8	653	1727
B	215 μ	0,024	1835	4,8	1355
C	215 μ	0,020	9,65	2,45	7,2
D	215 μ c ± 10% GROTER	0,020	6,8	1,68	5,12
E	215 μ c VOLGENS RUBEY	0,020	4,18	0,91	3,27

GETGEZ A2 Nr 52.456

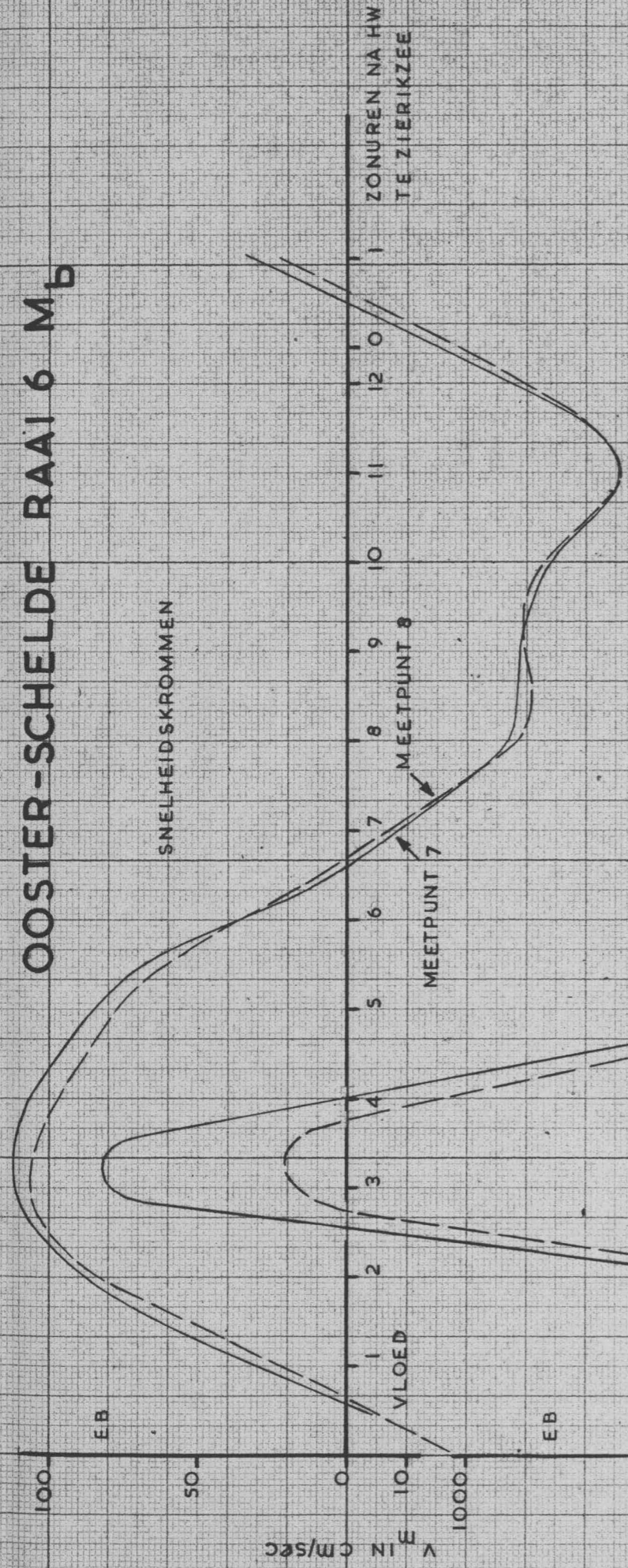
OOSTER-SCHELDE RAAI 6 M_b



BEREKENING	KORRELGR.	n	m ³ /GETIJ/ m BREEDTE		EB OVERSCH.
			EB	VLOED	
A	200 μ	0,024	17,2	5,05	12,15
B	215 μ	0,024	13,45	3,51	9,94
C	215 μ	0,020	6,8	1,73	5,07
D	215 μ	0,020	4,68	0,96	3,72
E	215 μ	0,020	2,59	0,528	2,062


OOSTER-SCHELDE RAAI 6 M_B

SNELHEIDSKROMMEN



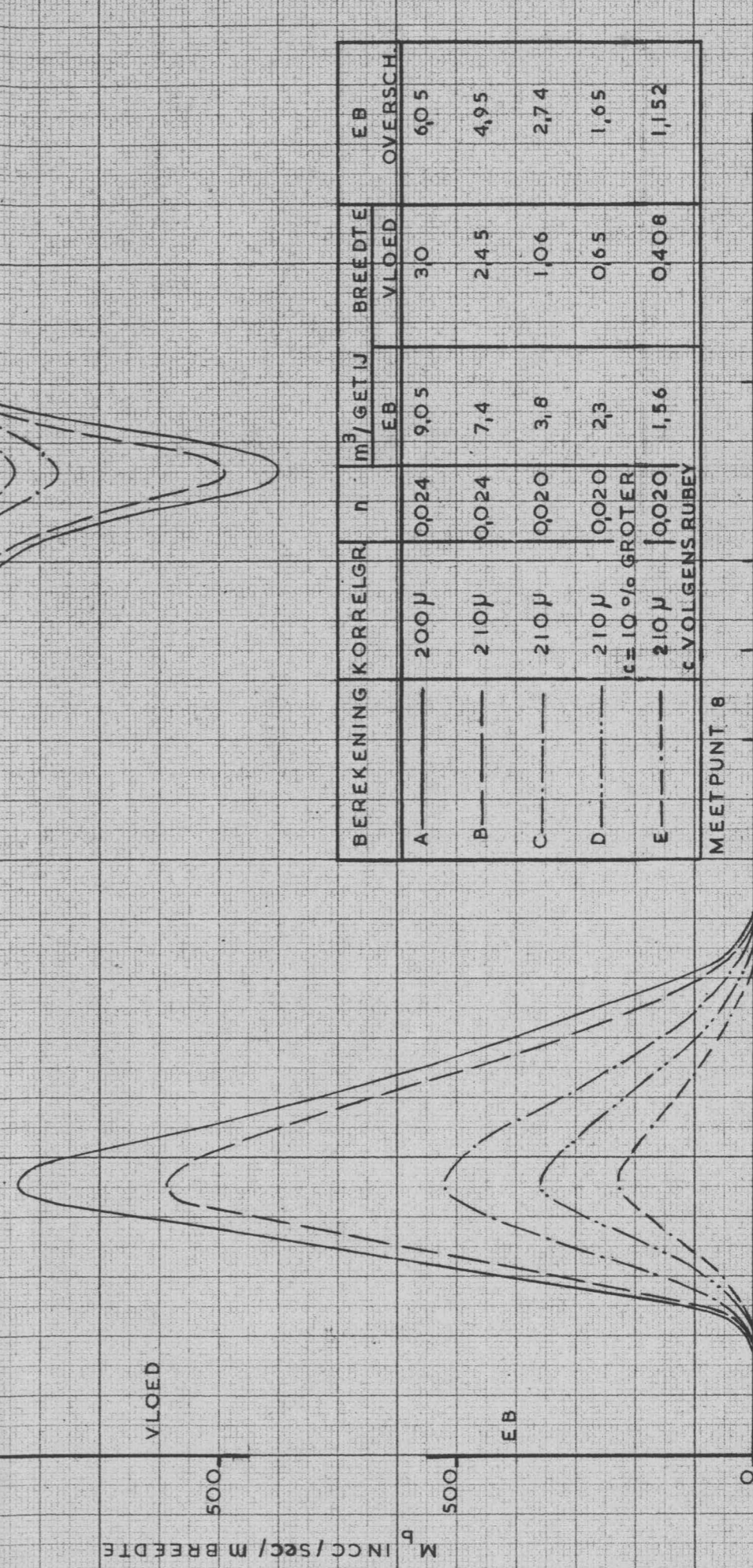
BEREKENING	KORRELGR.	n	m ³ /GETIJ m/BREEDTE		EB OVERSCH.
			EB	VLOED	
A	200μ	0,024	13,2	2,85	10,35
B	210 μ	0,024	10,85	2,28	8,57
C	210 μ	0,020	5,3	1,05	4,25
D	210 μ	0,020	3,5	0,6	2,9
E	210 μ	0,020	2,38	0,408	1,972

ε = 10 % GROTER
ε VOLGENS RUBBY

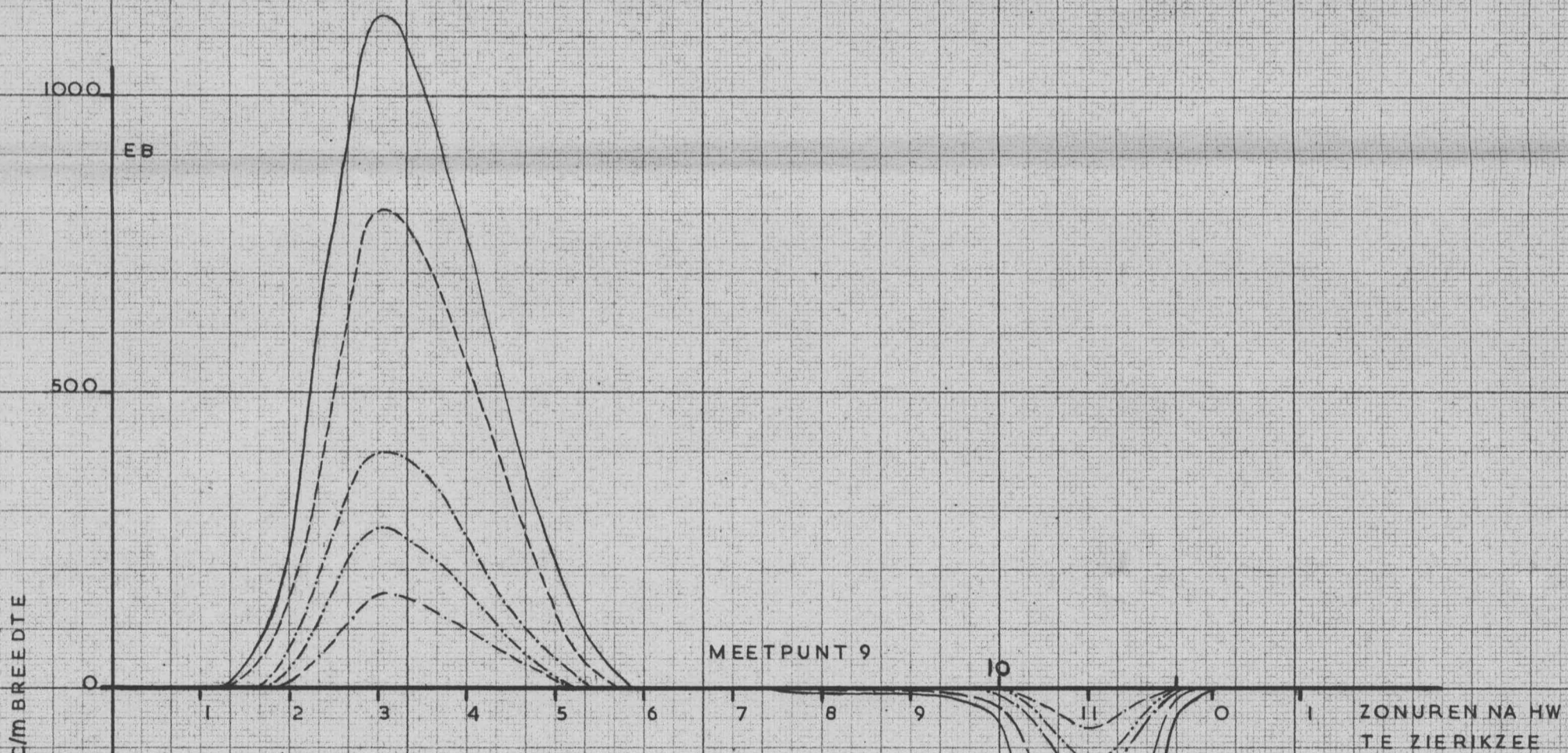
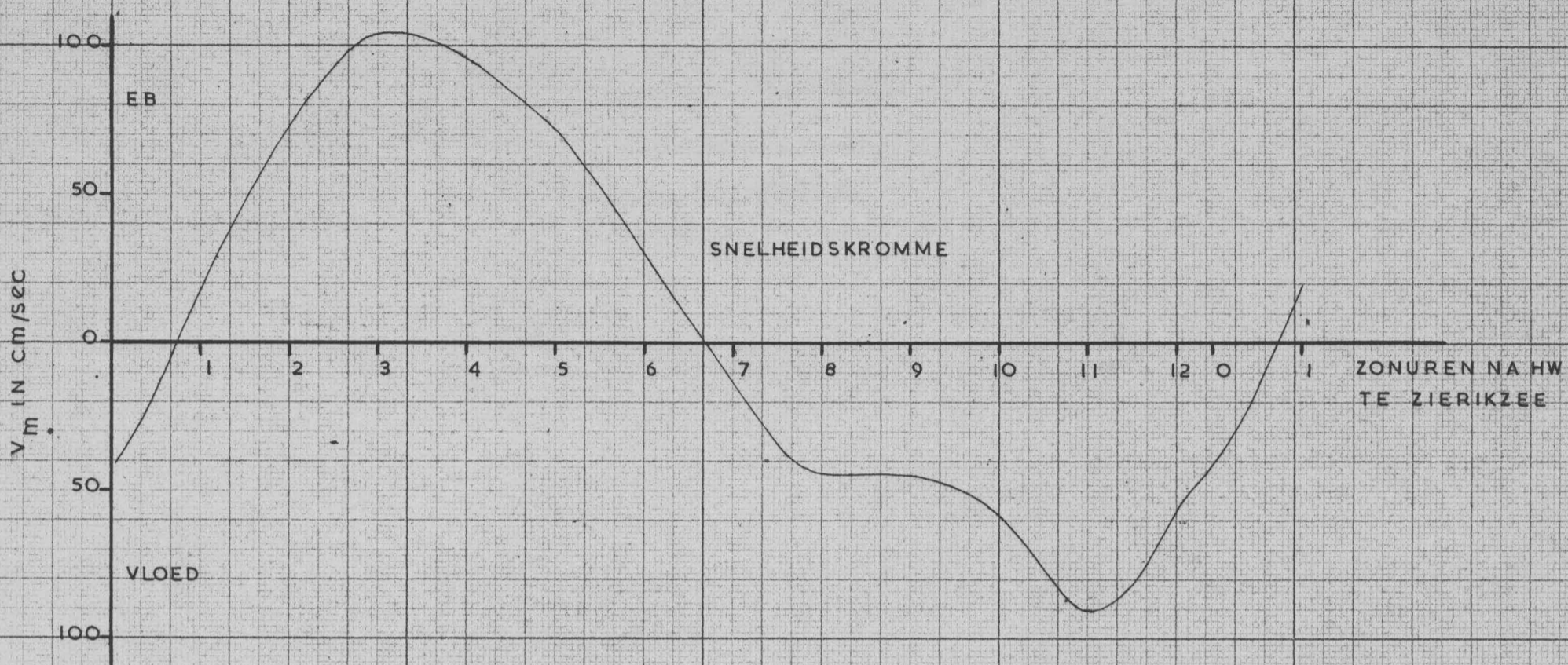


BEREKENING	KORRELGR.	n	m ³ /GETIJ m/BREEDTE		EB OVERSCH.
			EB	BREEDTE VLOED	
A	200μ	0,024	9,05	30	60,5
B	210 μ	0,024	7,4	24,5	4,95
C	210 μ	0,020	3,8	1,06	2,74
D	210 μ	0,020	2,3	0,65	1,65
E	210 μ	0,020	1,56	0,408	1,152

ε = 10 % GROTER
ε VOLGENS RUBBY

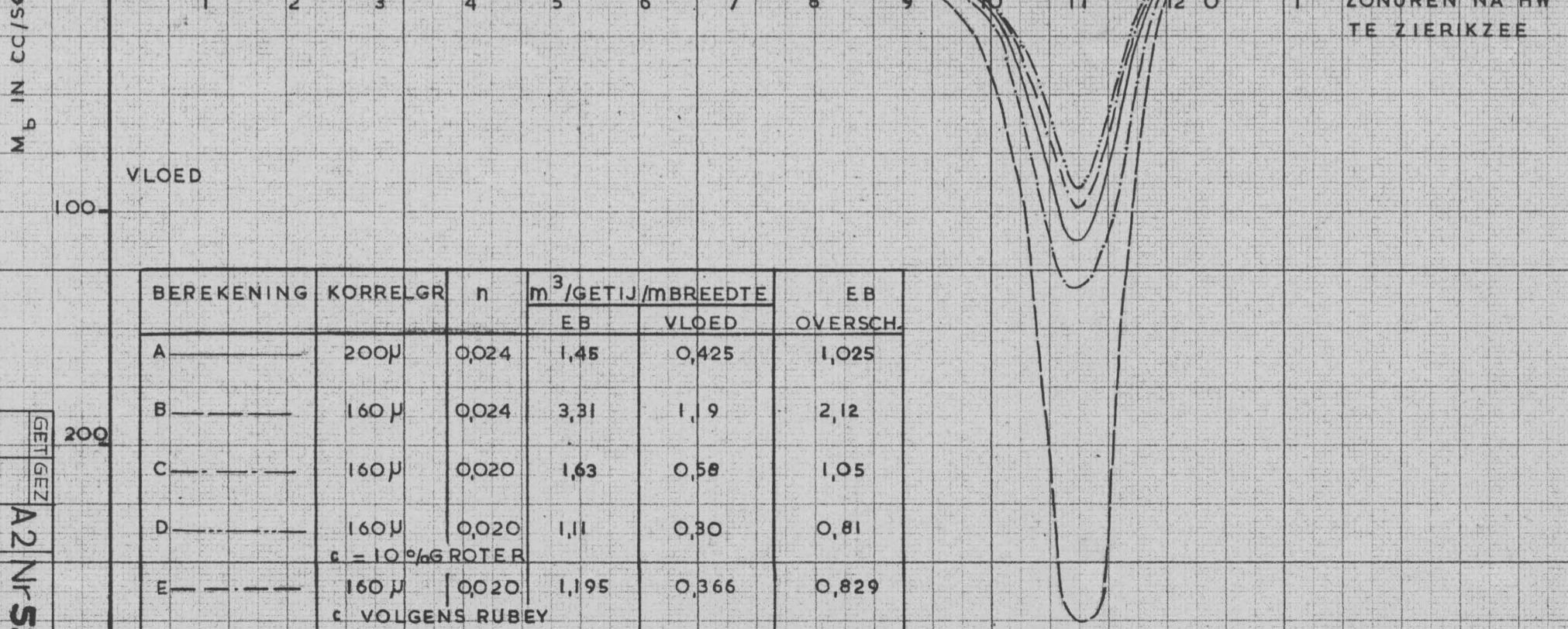
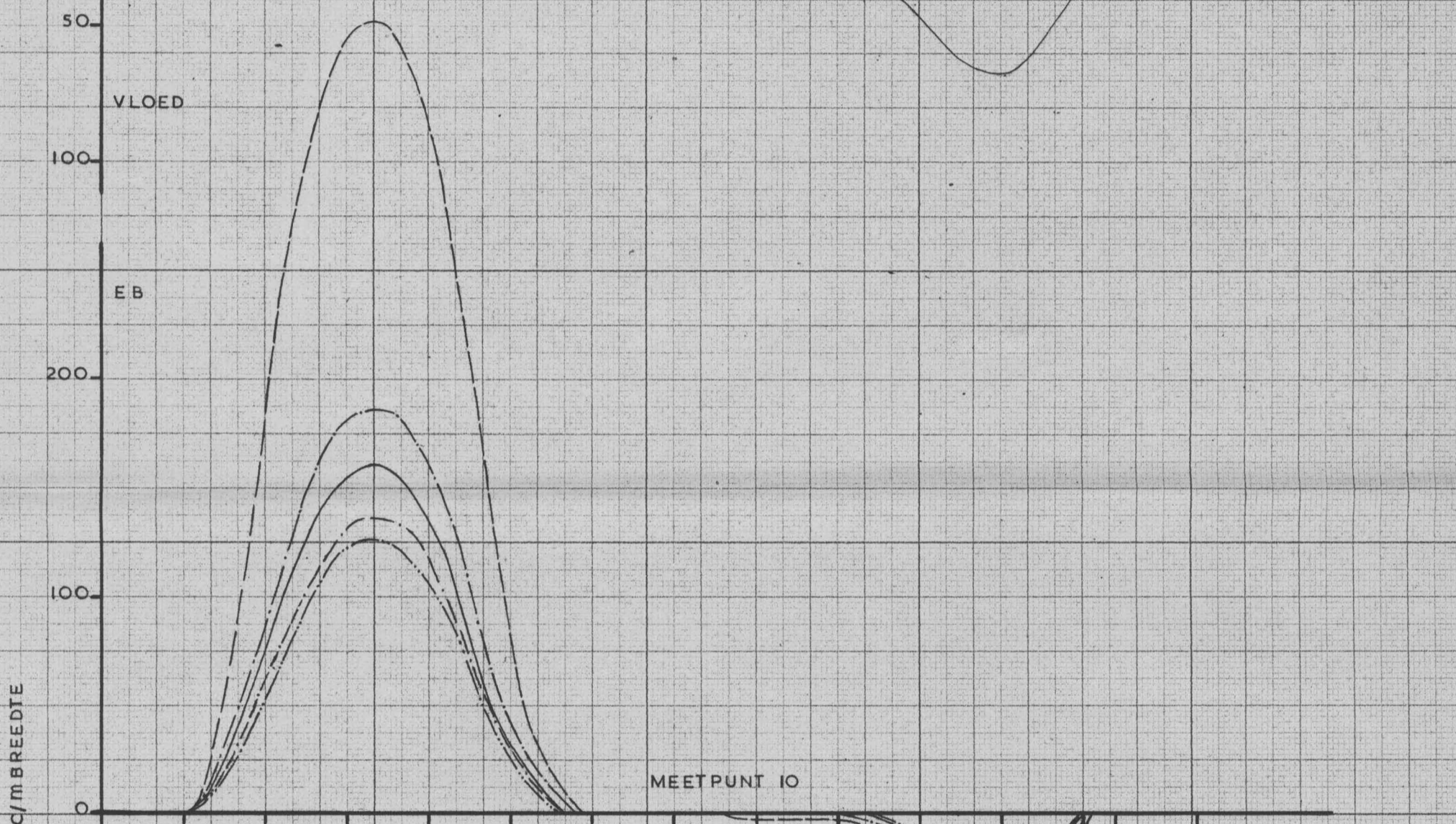


OOSTER-SCHELDE RAAI 6 M_B



BEREKENING	KORRELGR.	n	m ³ /GETIJ/m BREEDTE		EB OVERSCH.
			EB	VLOED	
A	200 μ	0,024	8,32	2,69	5,63
B	220 μ	0,024	5,64	1,63	4,01
C	220 μ	0,020	2,76	0,65	2,11
D	220 μ ε = 10% GROTER	0,020	1,75	0,43	1,32
E	220 μ ε VOLGENS RUBEY	0,020	1,03	0,24	0,79

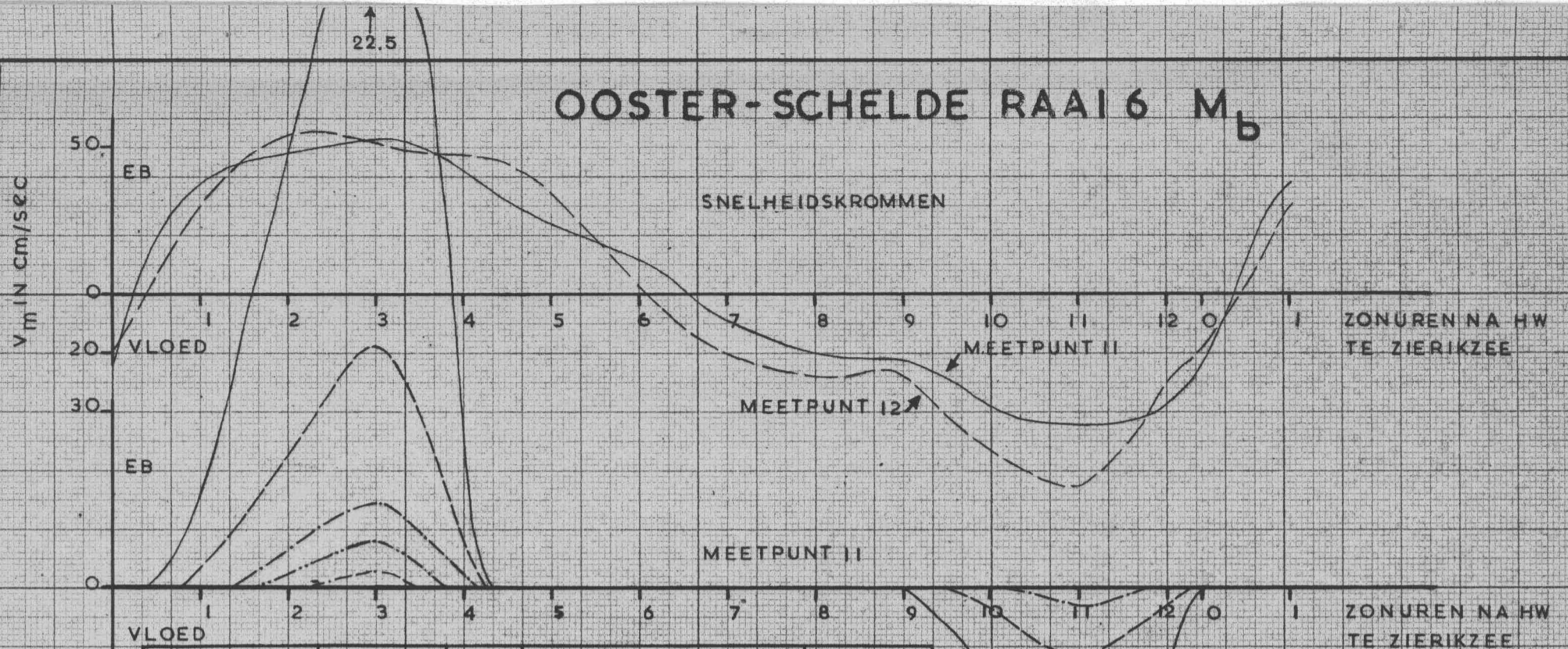
OOSTER-SCHELDE RAAI 6 M_B



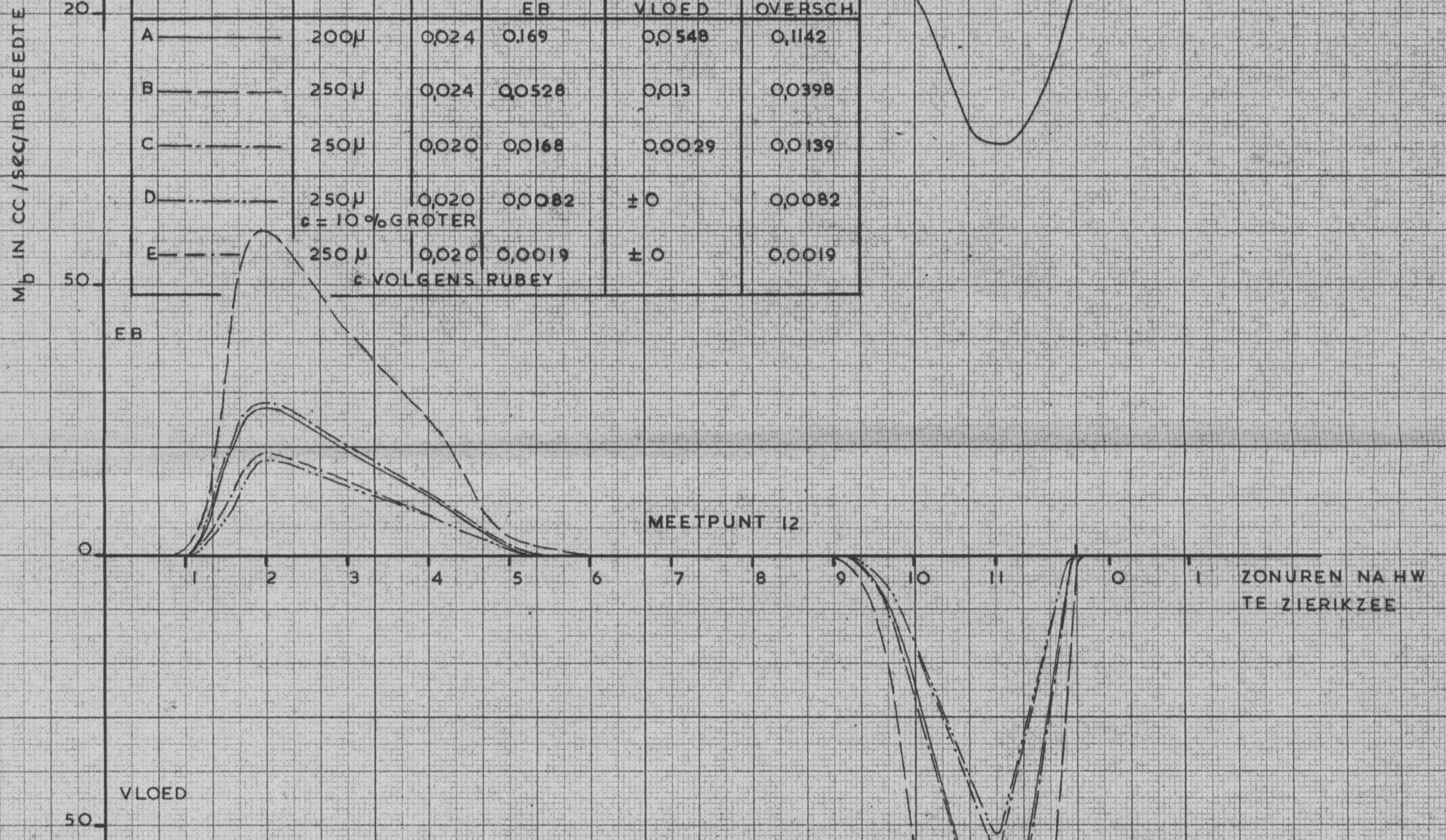
BEREKENING	KORRELGR	n	m ³ /GETIJ/MBREEDTE		EB OVERSCH.
			EB	VLOED	
A	200μ	0,024	1,45	0,425	1,025
B	160μ	0,024	3,31	1,9	2,12
C	160μ	0,020	1,63	0,58	1,05
D	160μ	0,020	1,11	0,30	0,81
E	160μ	0,020	1,195	0,366	0,829

c = 10% GROTER
c VOLGENS RUBEY

OOSTER-SCHELDE RAAI 6 M_B



BEREKENING	KORRELGR	n	m ³ /GETIJ/m BREEDTE		EB OVERSCH.
			EB	VLOED	
A	200 μ	0,024	0,169	0,548	0,1142
B	250 μ	0,024	0,528	0,13	0,0398
C	250 μ	0,020	0,168	0,029	0,0139
D	250 μ c = 10% GROTER	0,020	0,082	± 0	0,0082
E	250 μ c VOLGENS RUBEY	0,020	0,0019	± 0	0,0019

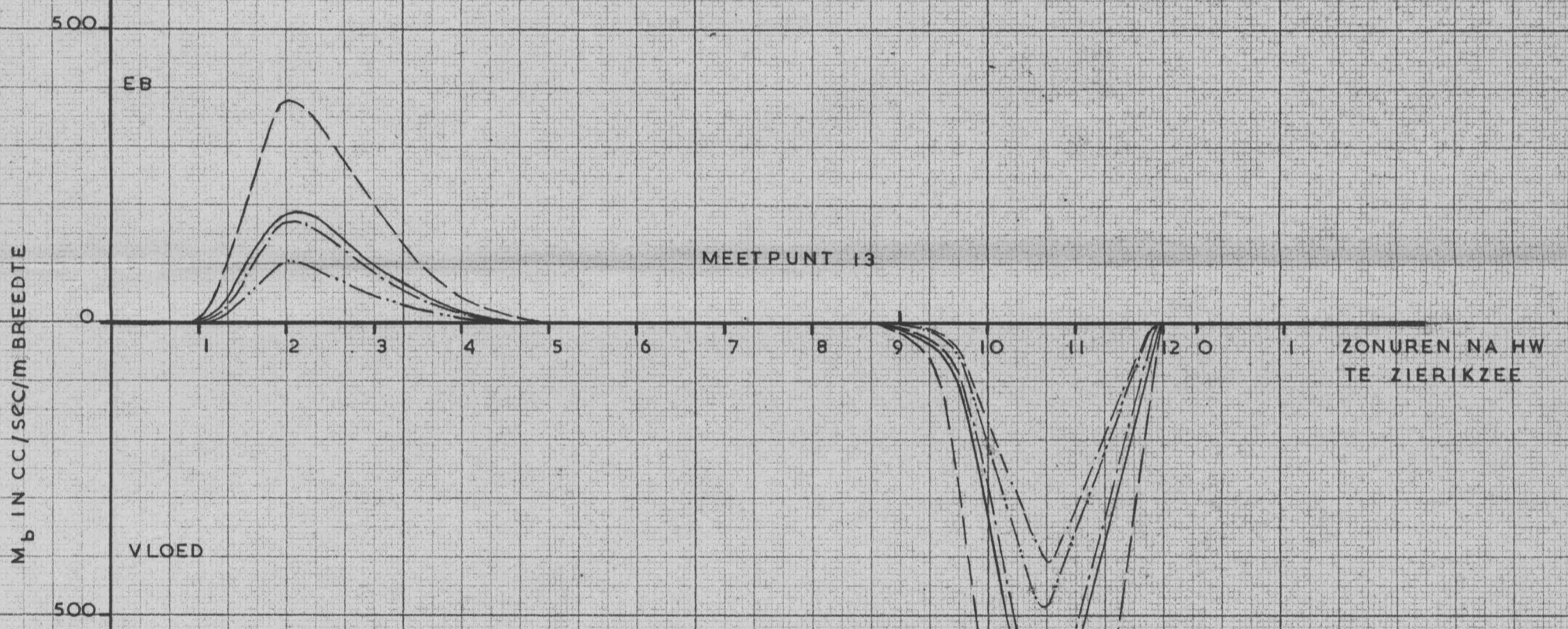
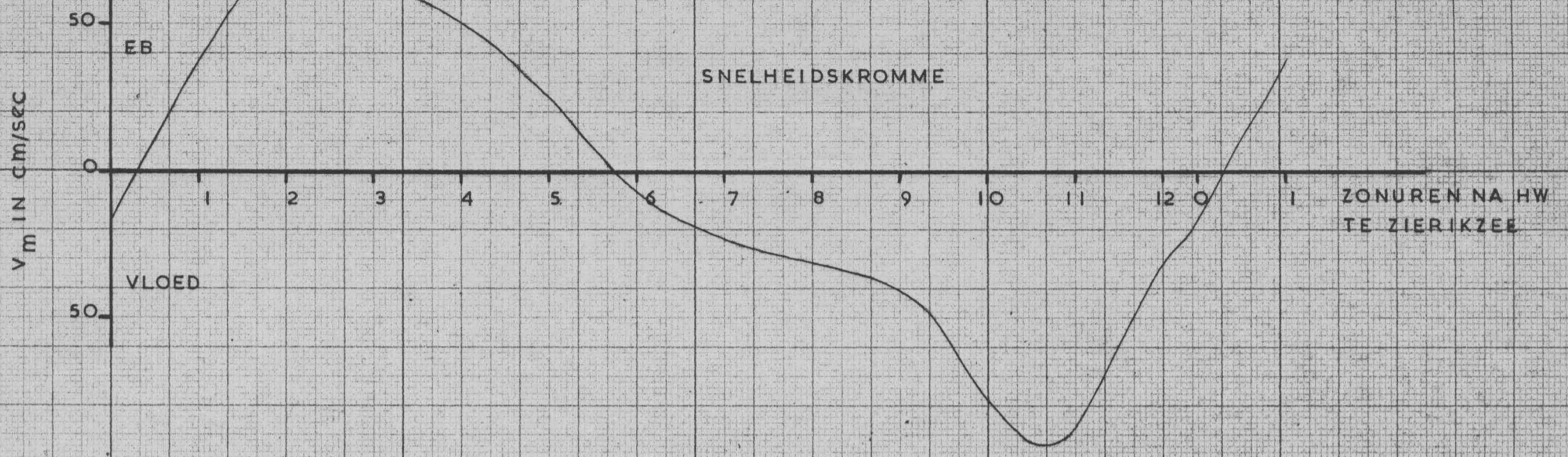


BEREKENING	KORRELGR	n	m ³ /GETIJ/m BREEDTE		VLOED OVERSCH.
			EB	VLOED	
A	200 μ	0,024	0,21	0,352	0,142
B	165 μ	0,024	0,472	0,8	0,328
C	165 μ	0,020	0,23	0,37	0,14
D	165 μ c = 10% GROTER	0,020	0,124	0,228	0,104
E	165 μ c VOLGENS RUBEY	0,020	0,151	0,238	0,087

RAPPORT N°11-1952 BULAGE L10

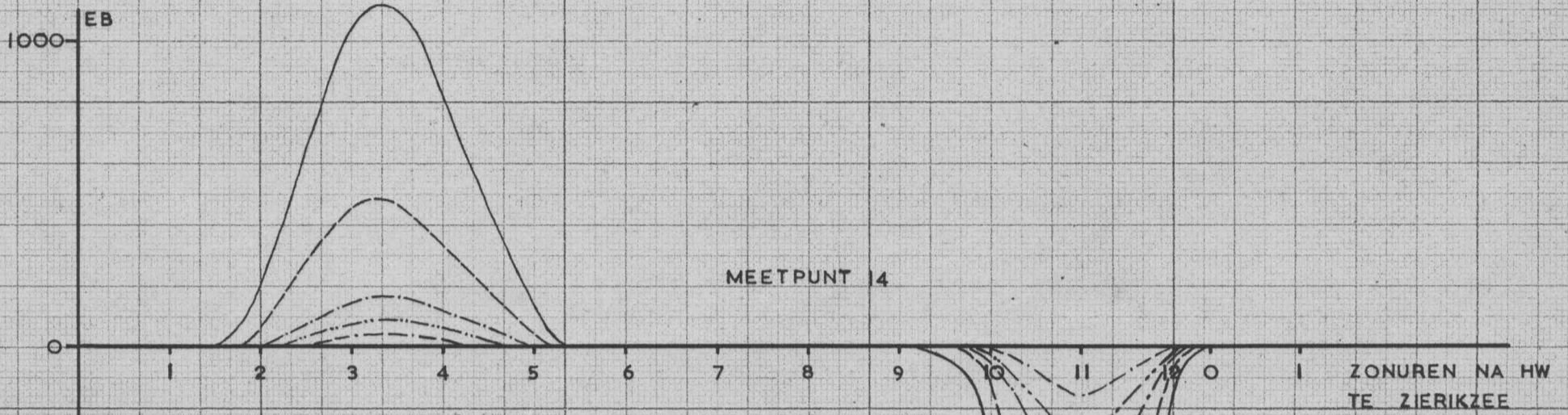
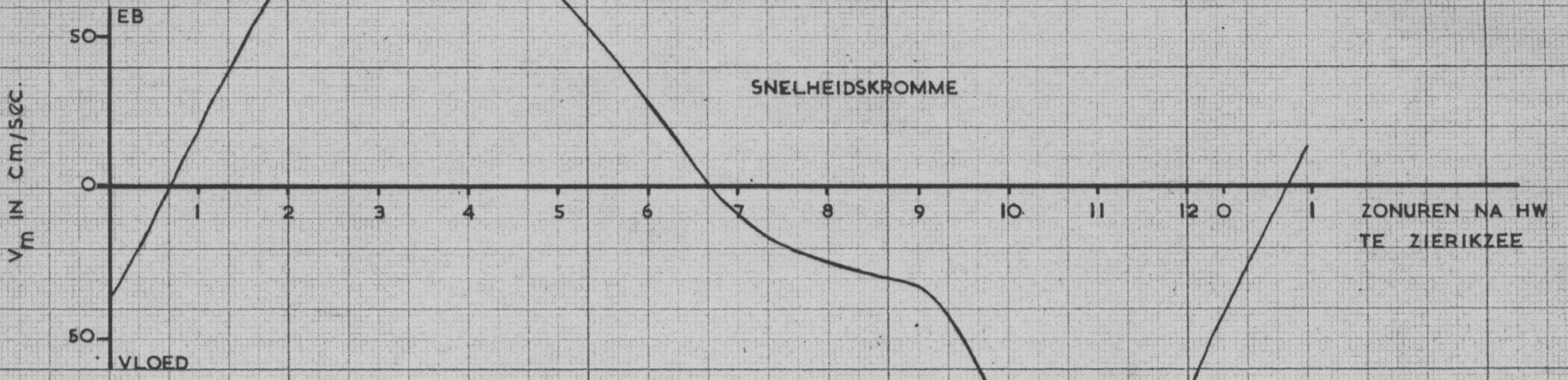
GETIJEZ
A2N-52.461

OOSTER-SCHELDE RAAI 6 M_B



BEREKENING	KORRELGR.	n	m ³ /GETIJ/m BREEDE		VLOED OVERSCH.
			EB	VLOED	
A	200 μ	0,024	1,05	3,47	2,42
B	170 μ	0,024	2,2	6,8	4,6
C	170 μ	0,020	0,85	3,1	2,25
D	170 μ	0,020	0,48	2,12	1,64
E	c = 10% GROTER		0,48	1,8	1,32
	c VOLGENS RUBEY				

OOSTER-SCHELDE RAAI 6 M_B



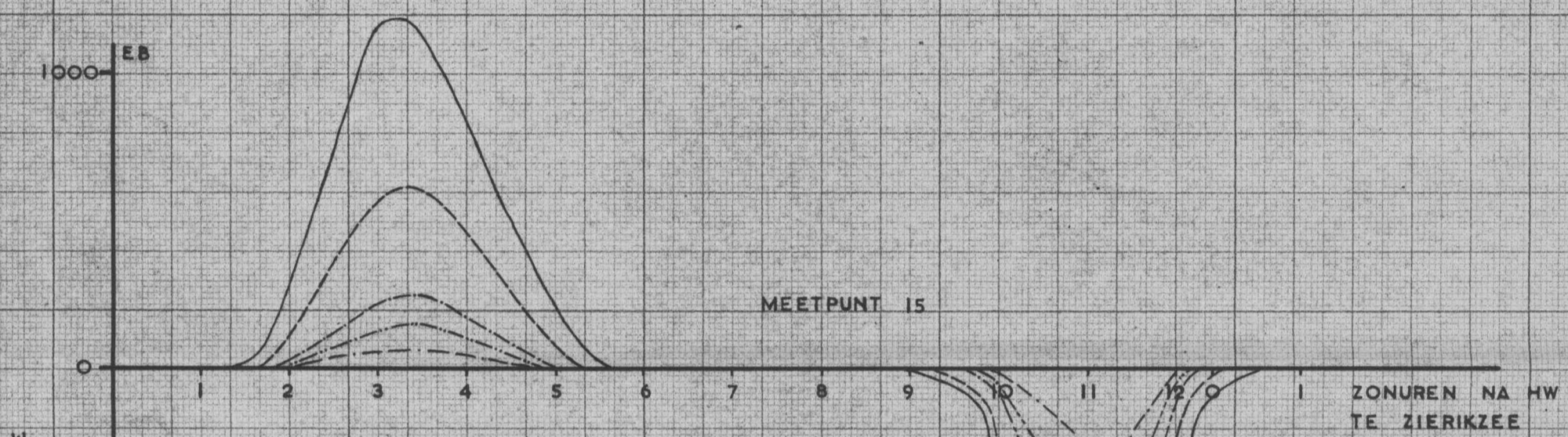
M_B IN CC/SEC./M. BREEDTE

BEREKENING	KORRELGR.	n	m ³ /GETU/M BREEDTE		VLOED OVERSCH.
			EB	VLOED	
A —————	200 μ	0,024	7,7	10,8	3,1
B - - - - -	245 μ	0,024	3,2	4,4	1,2
C - - - - -	245 μ	0,020	1,0	1,92	0,92
D - - - - -	245 μ	0,020	0,53	1,08	0,55
E - - - - -	245 μ	0,020	0,193	0,528	0,335

c = 10% GROTER
c VOLGENS RUBEY

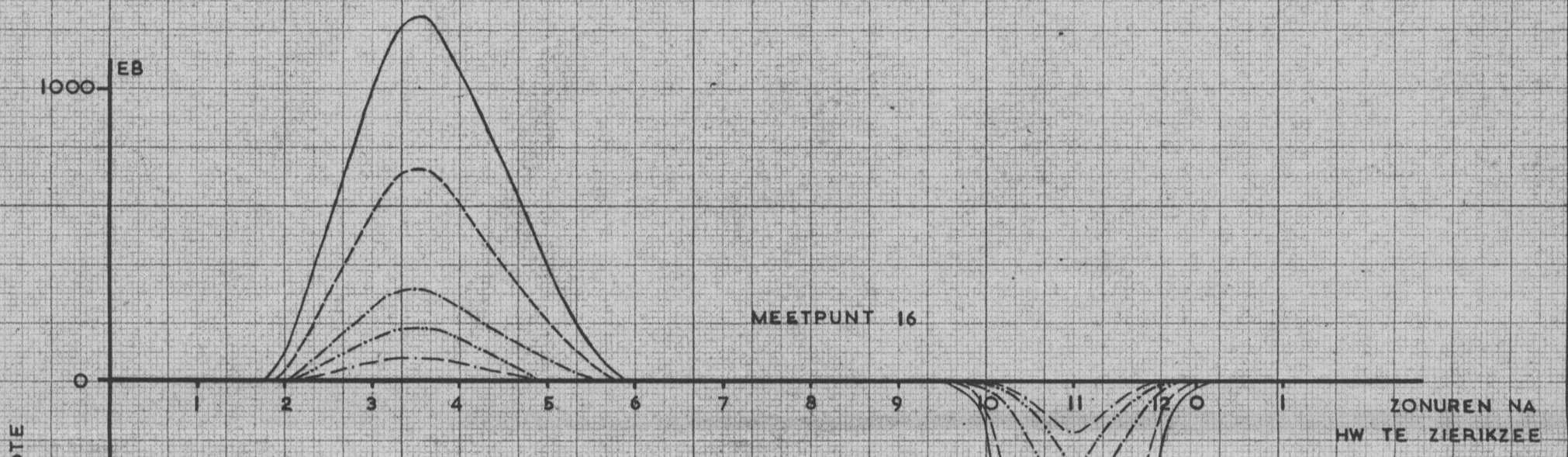
3000 VLOED

OOSTER - SCHELDE RAAI 6 M_B



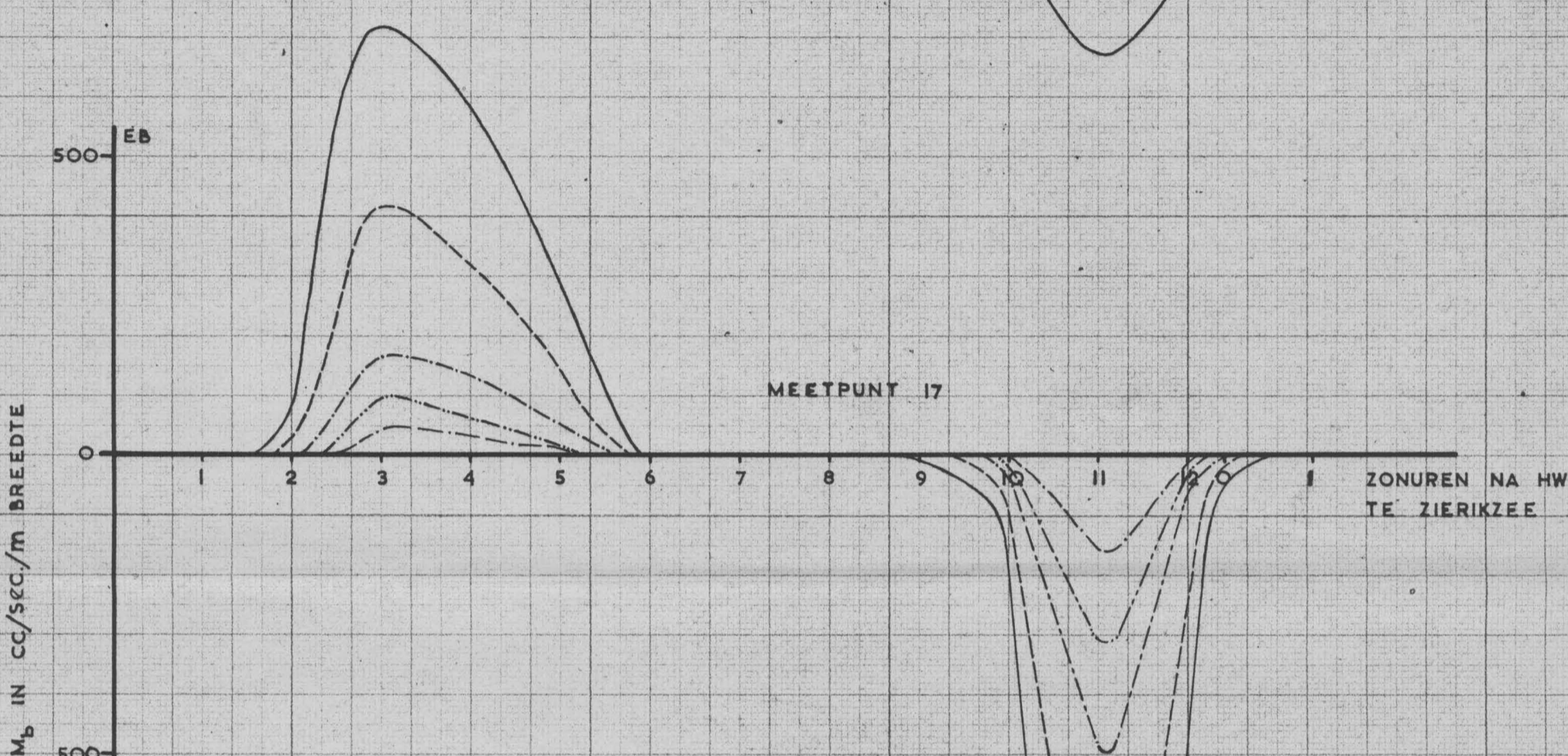
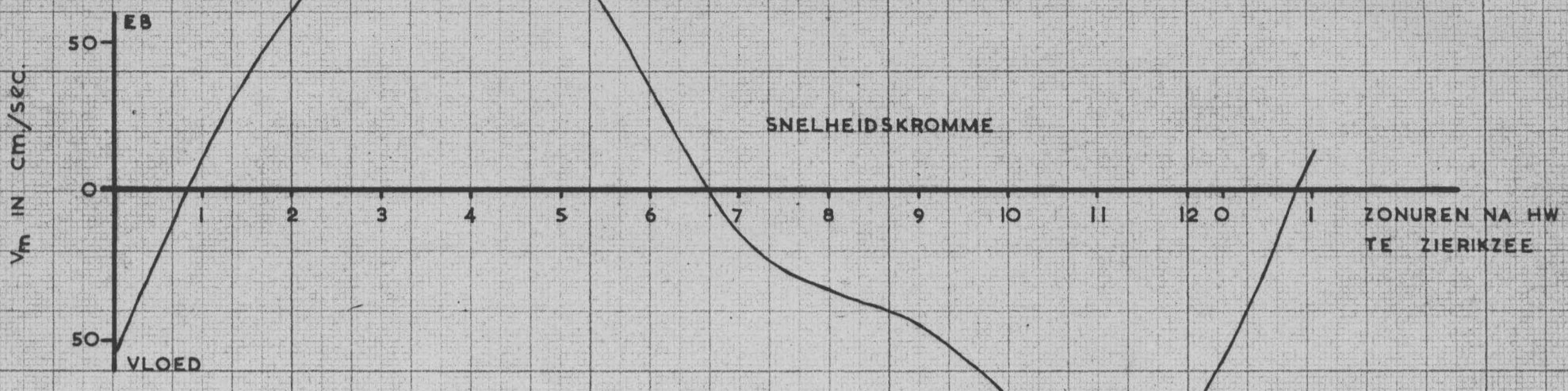
BEREKENING	KORRELGR.	n	m ³ /GETUJ/m BREEDTE		VLOED OVERSCH.
			E _b	VLOED	
A	200 μ	0,024	8,8	15,8	7,0
B	235 μ	0,024	4,4	8,5	4,1
C	235 μ	0,020	1,51	3,67	2,16
D	235 μ c = 10% GROTER	0,020	0,815	2,45	1,635
E	235 μ ε VOLGENS RUBBY	0,020	0,48	1,105	0,625

OOSTER-SCHELDE RAAI 6 M_B



BEREKENING	KORRELGR.	n	m ³ /GETU/m BREEEDTE		EB OVERSCH.
			EB	VLOED	
A	200 μ	0,024	8,9	8,0	0,9
B	230 μ	0,024	5,0	4,85	1,15
C	230 μ	0,020	1,92	1,78	0,14
D	230 μ	0,020	0,96	0,86	0,10
E	230 μ ε = 10% GROTER ε VOLGENS RUBEY	0,020	0,527	0,48	0,047

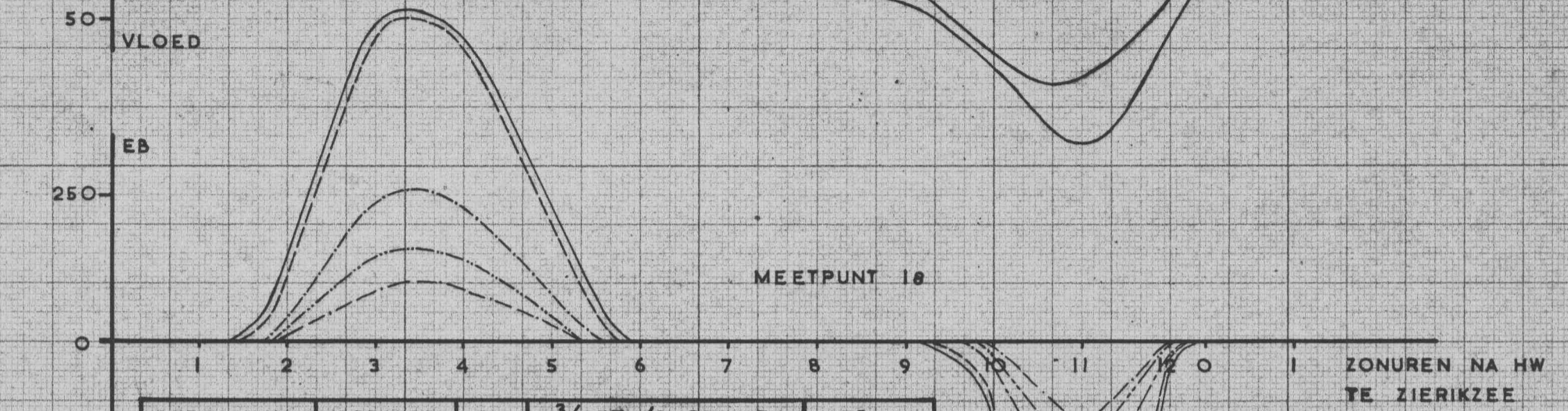
OOSTER - SCHELDE RAAI 6 M_B



BEREKENING	KORRELGR.	n	m ³ /GETU/m BREEDTE		VLOED OVERSCH.
			EB	VLOED	
A ———	200 μ	0,024	6,1	8,3	2,2
B - - - -	230 μ	0,024	3,2	4,6	1,48
C ······	230 μ	0,020	1,13	2,06	1,93
D ······	230 μ	0,020	0,53	1,3	0,77
E - - - -	230 μ	0,020	0,312	0,6	0,288

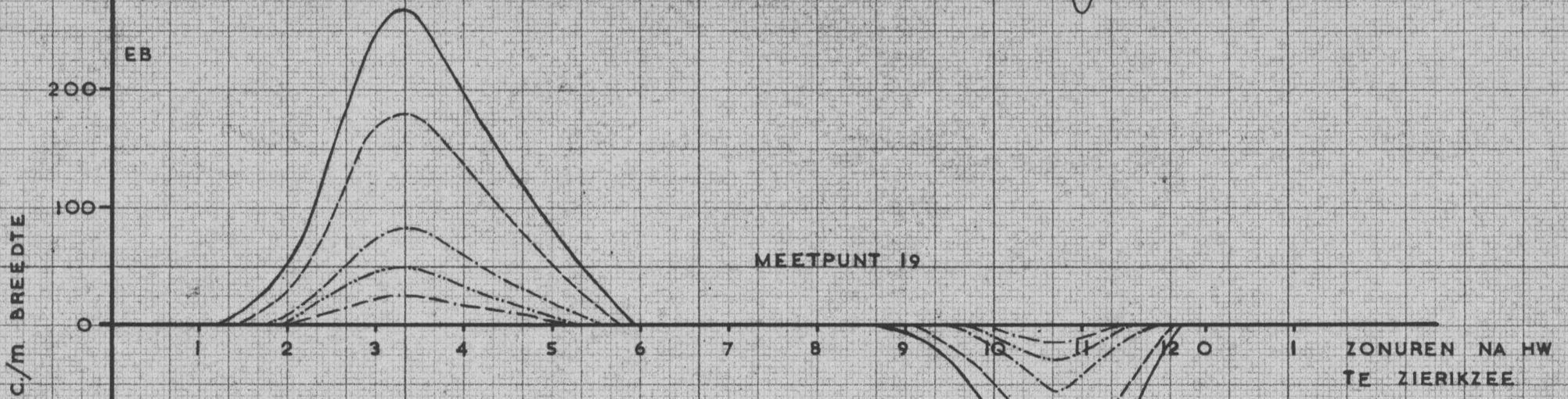
ε = 10% GROTER
ε VOLGENS RUBEY

OOSTER - SCHELDE RAAI 6 M_B



BEREKENING	KORRELGR.	n	m ³ /GETU/m BREEDTE		EB OVERSCH.
			EB	VLOED	
A	200 μ	0,024	4,95	3,3	1,65
B	205 μ	0,024	4,55	2,75	1,80
C	205 μ	0,020	2,05	1,13	1,92
D	205 μ	0,020	1,15	0,745	0,405
E	205 μ	0,020	0,745	0,48	0,265

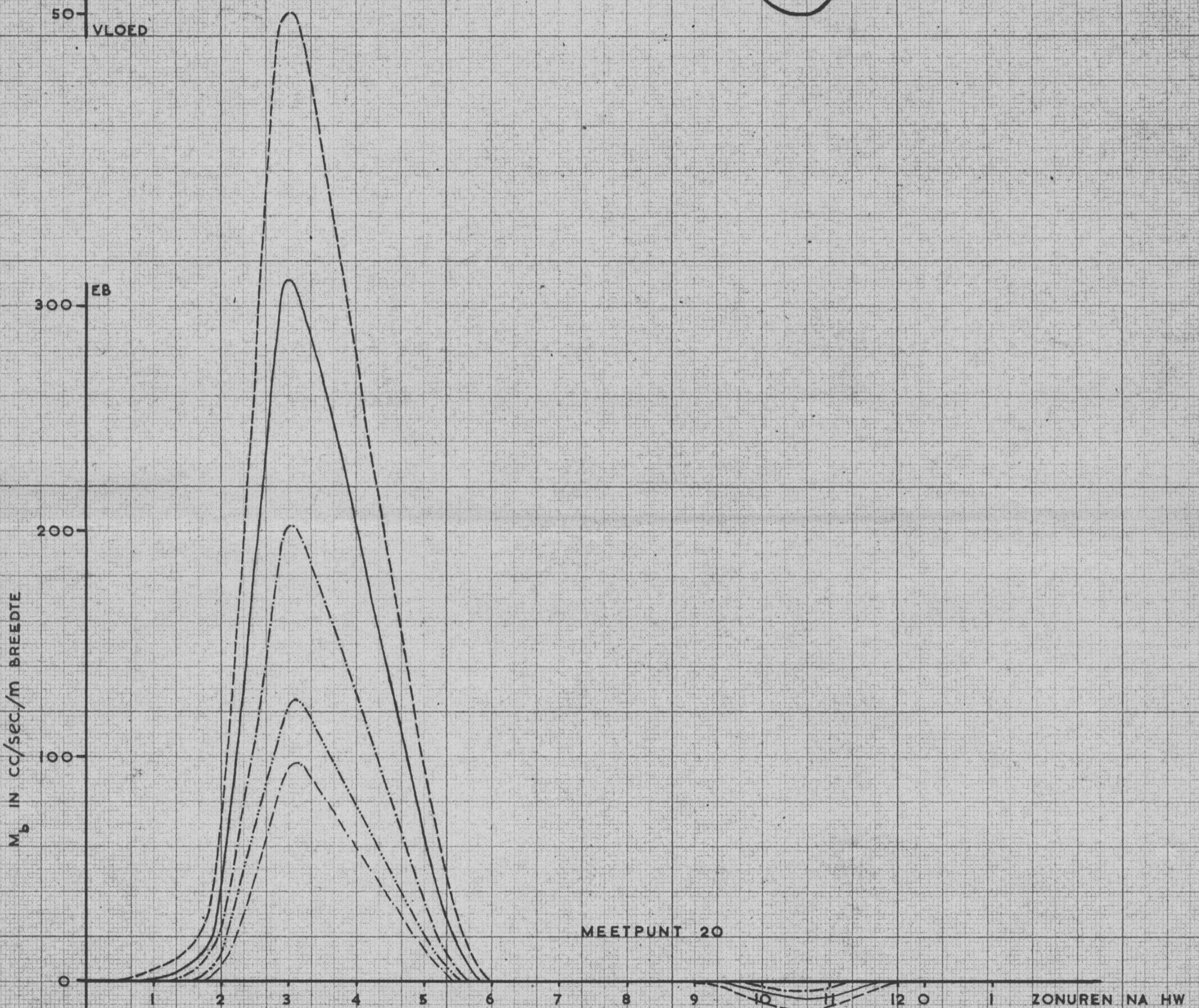
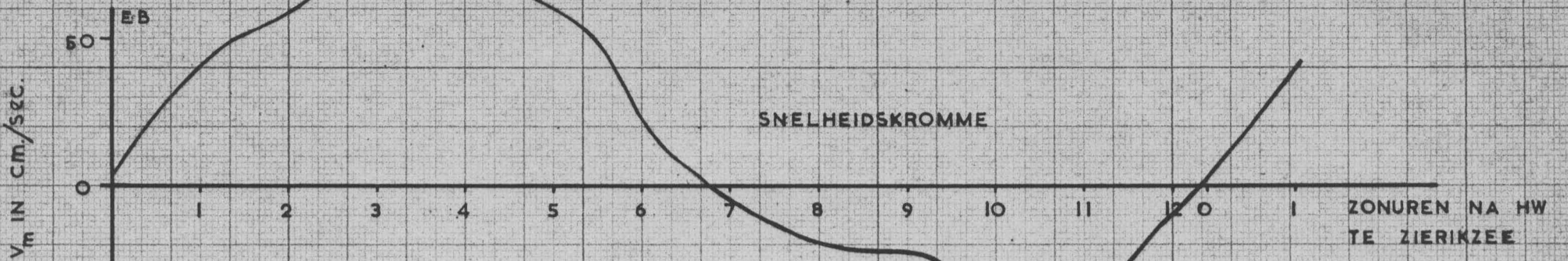
*c = 10% GROTER
c VOLGENS RUBEY*



BEREKENING	KORRELGR.	n	m ³ /GETU/m BREEDTE		EB OVERSCH.
			EB	VLOED	
A	200 μ	0,024	2,06	0,91	1,15
B	220 μ	0,024	1,37	0,54	0,83
C	220 μ	0,020	0,59	0,216	0,374
D	220 μ	0,020	0,35	0,114	0,236
E	220 μ	0,020	0,168	0,048	0,12

*c = 10% GROTER
c VOLGENS RUBEY*

OOSTER - SCHELDE RAAI 6 M_B



BEREKENING	KORRELGR.	n	m ³ /GETU/m BREEDTE		EB
			EB	VLOED	OVERSCH.
A	200 μ	0,024	2,71	0,54	2,17
B	185 μ	0,024	3,87	0,84	3,03
C	185 μ	0,020	1,685	0,18	1,505
D	185 μ	0,020	1,045	± 0	1,045
E	185 μ	0,020	0,75	± 0	0,75

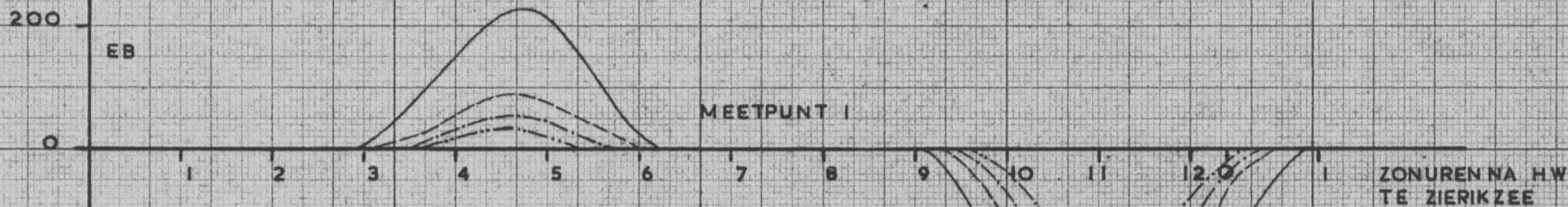
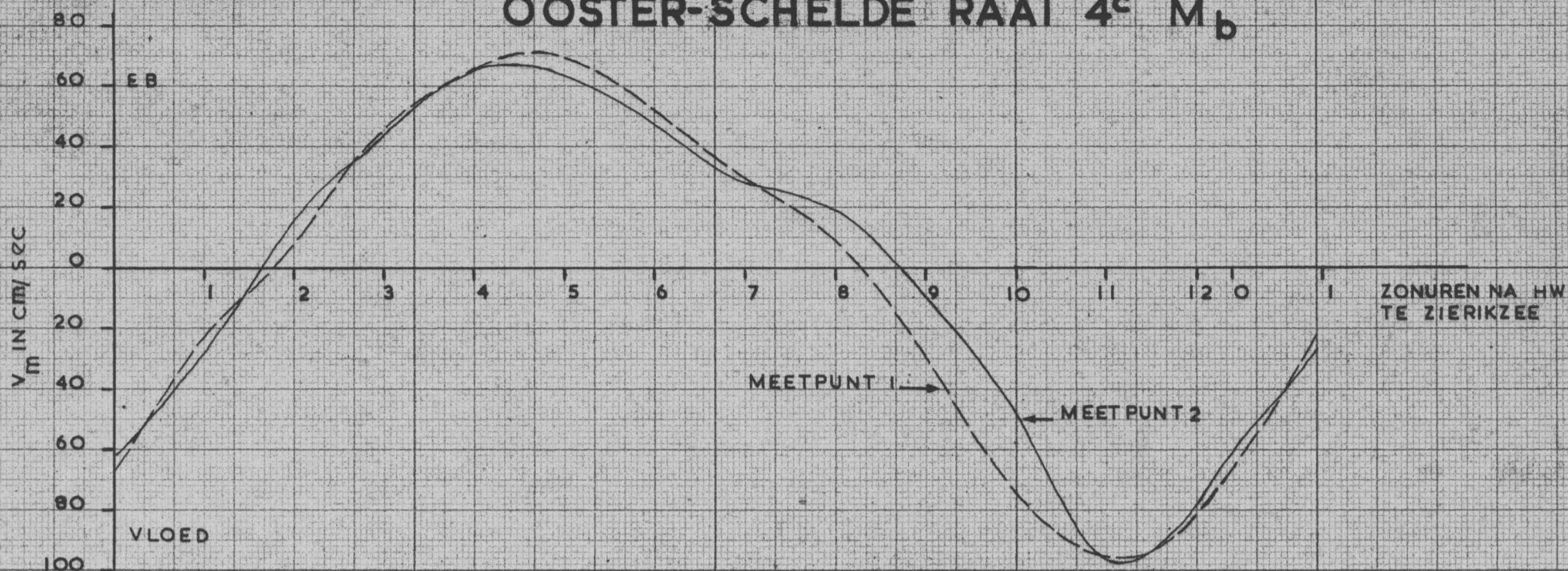
c = 10% GROTER
c VOLGENS RUBEY

OOSTERSCHELDE

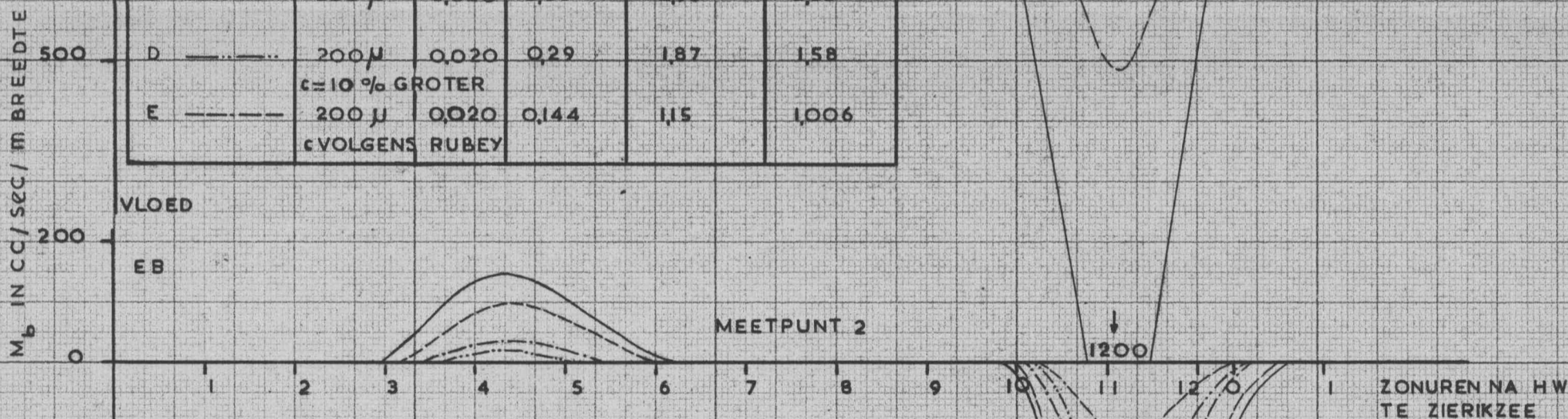
M_b

RAAI 4c

OOSTER-SCHELDE RAAI 4° M_b


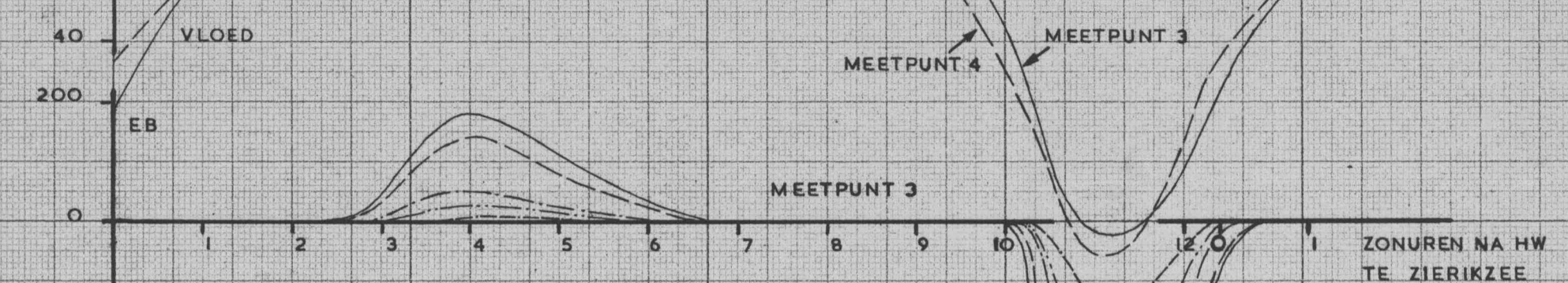
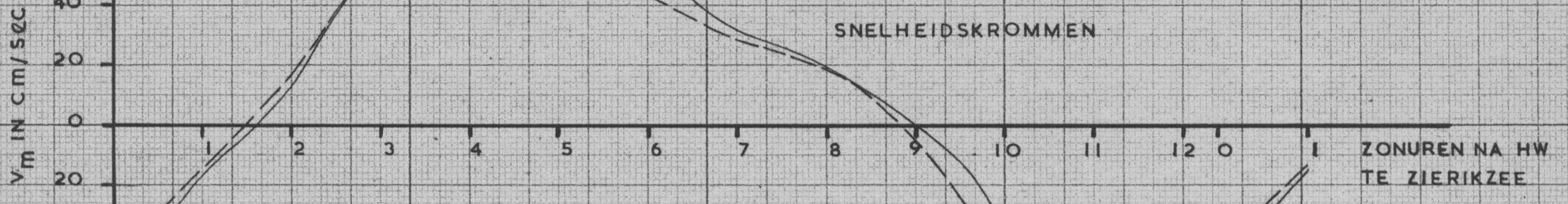


BEREKENING	KORRELGR.	n	m ³ /GETIJ / m BREEDTE		VLOED OVERSCH.
			EB	VLOED	
A, B	200 μ	0,024	151	7,17	5,66
C	200 μ	0,020	0,53	2,96	2,33
D	200 μ	0,020	0,29	1,87	1,58
E	200 μ ε=10% GROTER ε VOLGENS RUBEY	0,020	0,144	1,15	1,006

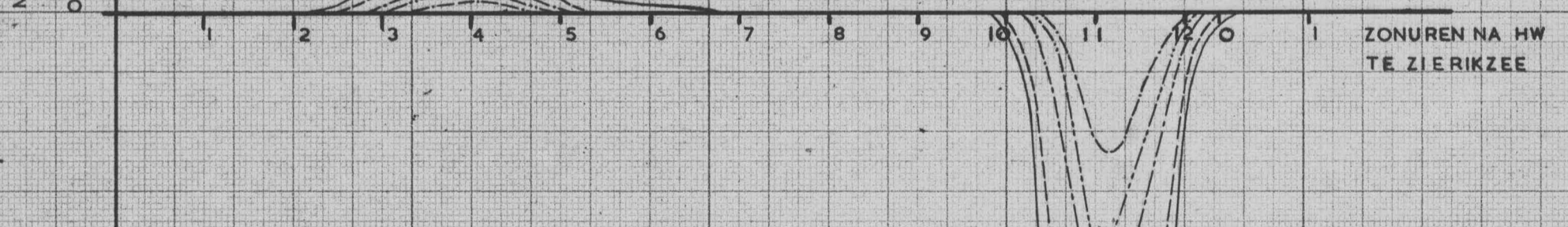



BEREKENING	KORRELGR.	n	m ³ /GETIJ / m BREEDTE		VLOED OVERSCH.
			EB	VLOED	
A	200 μ	0,024	0,96	5,80	4,84
B	215 μ	0,024	0,577	4,34	3,763
C	215 μ	0,020	0,168	1,61	0,442
D	215 μ	0,020	0,096	1,13	1,034
E	215 μ ε=10% GROTER ε VOLGENS RUBEY	0,020	0	0,529	0,529

OOSTER-SCHELDE RAAI 4° Mb



BEREKENING	KORRELGR.	n	m ³ /GETIJ/m BREEDTE		VLOED OVERSCH.
			EB	VLOED	
A	200 μ	0,024	1,33	6,36	5,03
B	210 μ	0,024	0,96	4,82	3,86
C	210 μ	0,020	0,32	2,16	1,84
D	210 μ	0,020	0,44	1,39	1,246
E	210 μ c = 10% GROTER c VOLGENS RUBEY	0,020	0,024	0,649	0,625



BEREKENING	KORRELGR.	n	m ³ /GETIJ/m BREEDTE		VLOED OVERSCH.
			EB	VLOED	
A	200 μ	0,024	1,22	7,18	5,96
B	225 μ	0,024	0,72	4,05	3,33
C	225 μ	0,020	0,264	1,87	1,606
D	225 μ	0,020	0,168	1,22	1,052
E	225 μ c = 10% GROTER c VOLGENS RUBEY	0,020	0,048	0,697	0,649

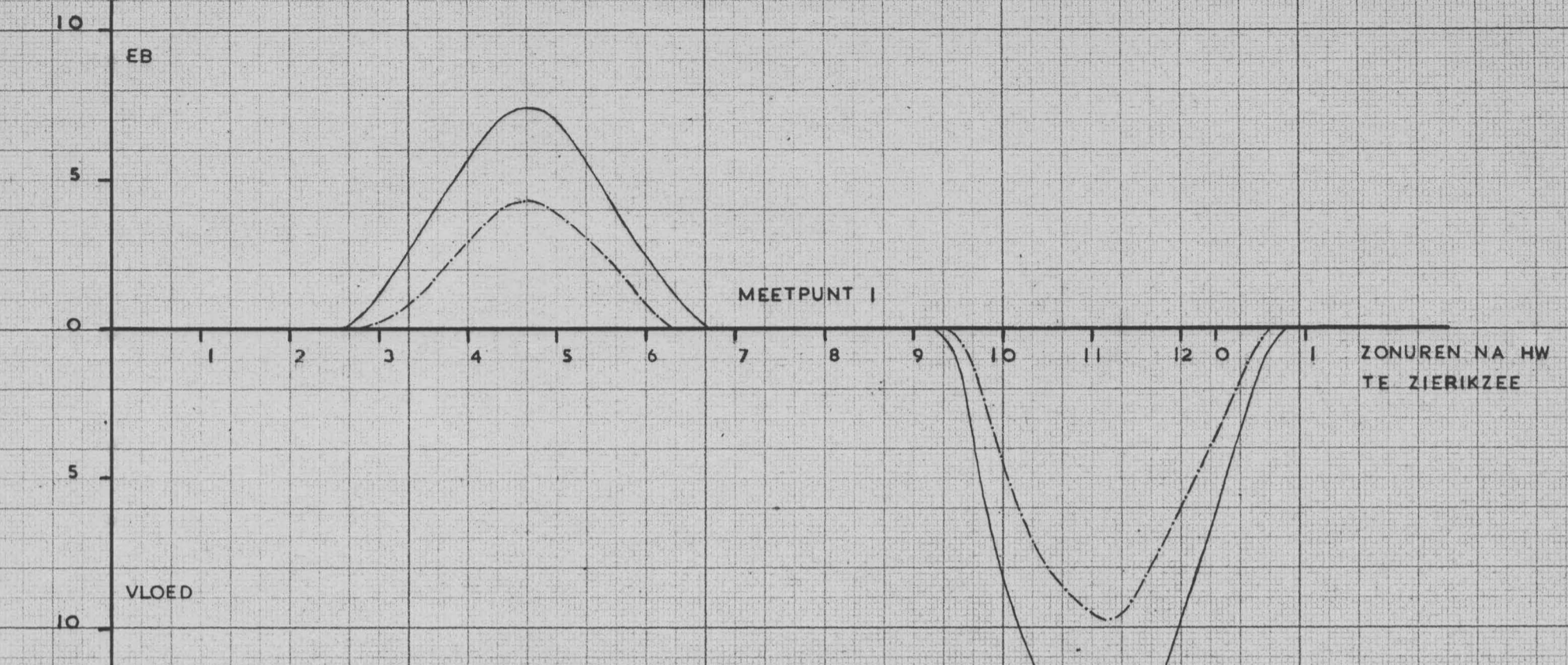
OOSTERSCHELDE

M_R

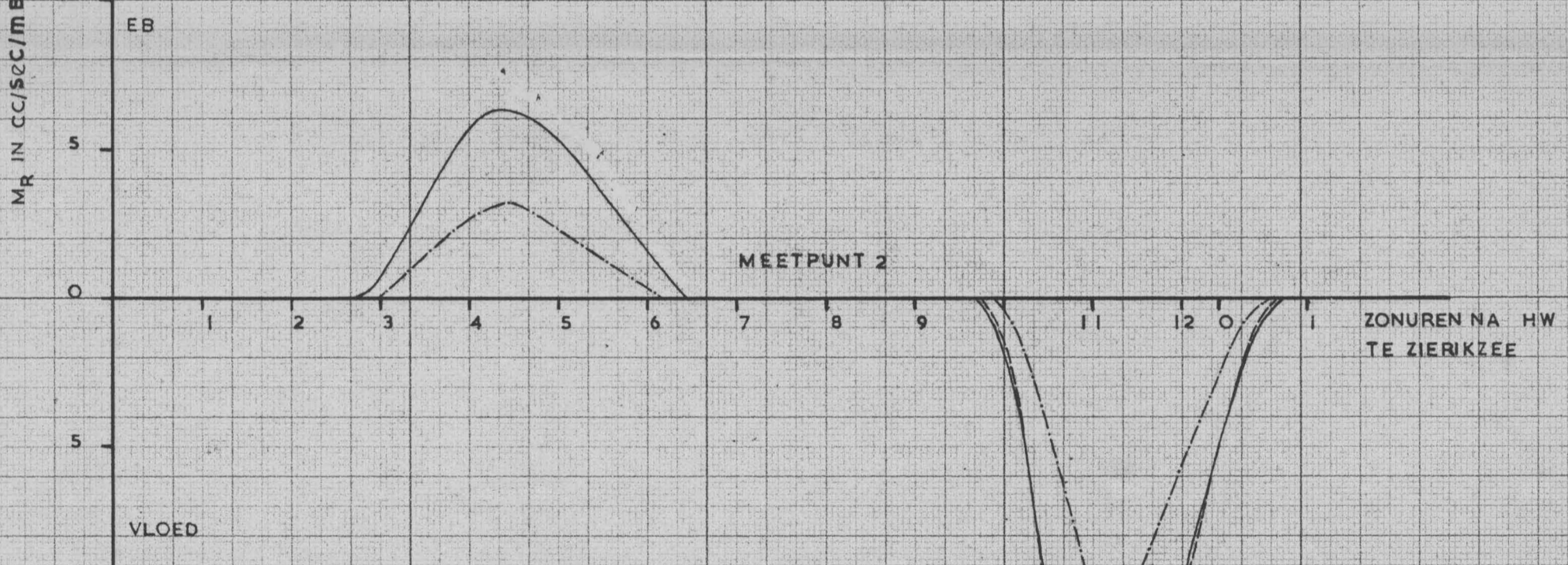
RAAI 4C

OOSTER-SCHELDE RAAI 4^c M_R

VOOR SNELHEIDSKROMMEN ZIE M_D



BEREKENING	KORRELGR.	n	m ³ /GETIJ/m BREEDTE		VLOED
			EB	VLOED	OVERSCH.
A ———	200 μ	0,024	0,057	0,115	0,058
B - - - - -	200 μ	0,024	0,057	0,115	0,058
C - · - · -	200 μ	0,020			
D - · - · -	200 μ	0,020	0,029	0,073	0,044
	c = 10% GROTER				



BEREKENING	KORRELGR.	n	m ³ /GETIJ/m BREEDTE		VLOED
			EB	VLOED	OVERSCH.
A ———	200 μ	0,024	0,046	0,101	0,055
B - - - - -	200 μ	0,024	0,046	0,104	0,058
C - · - · -	200 μ	0,020			
D - · - · -	200 μ	0,020	0,0207	0,059	0,0383
	c = 10% GROTER				