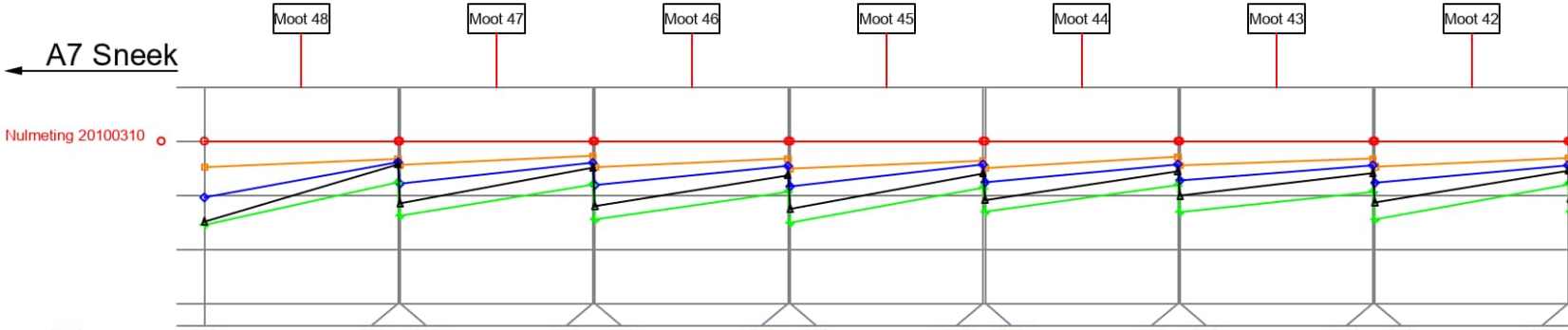

Puntnummers	200	201	202	203	204	205	206	207	208	209	210	211	212	213
1e herhalingsmeting 20130129 □	-4.8	-3.3	-4.4	-2.7	-4.8	-3.2	-5.1	-3.6	-5.0	-2.9	-4.5	-3.2	-4.7	-3.1
2e herhalingsmeting 20171107 ◇	-10.4	-3.9	-7.9	-4.0	-8.1	-4.6	-8.4	-4.3	-7.6	-4.3	-7.3	-4.5	-7.7	-4.5
3e herhalingsmeting 20210601 +	-15.5	-7.6	-13.8	-8.0	-14.5	-9.4	-15.1	-8.6	-13.0	-8.1	-13.1	-9.4	-14.5	-8.0
4e herhalingsmeting 20221221 △	-14.9	-4.3	-11.5	-4.9	-12.0	-6.3	-12.5	-6.0	-10.9	-5.6	-10.1	-5.9	-11.3	-5.5

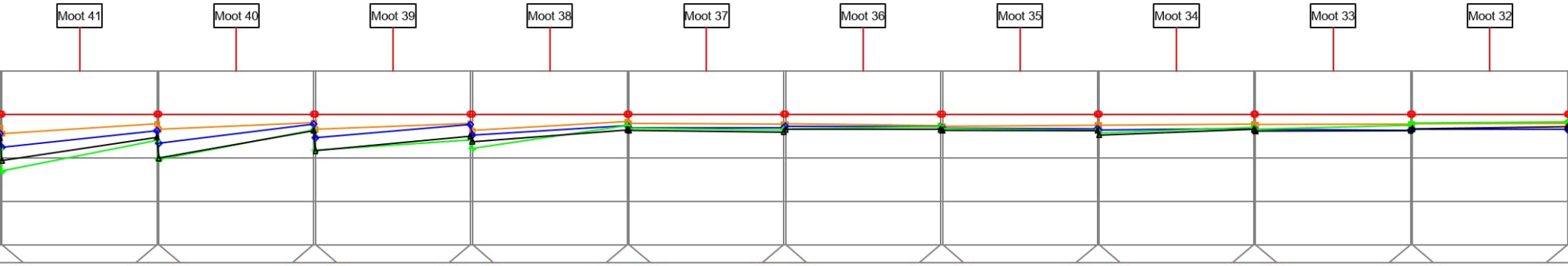

214	215	216	217	218	219	220	221	222	223	224	225	226	227	228	229	230	231	232	233
-4.5	-2.2	-3.5	-1.9	-3.5	-2.1	-3.7	-1.7	-2.1	-2.3	-2.2	-2.6	-2.8	-2.5	-2.5	-2.3	-2.4	-2.3	-2.2	-2.1
-7.6	-3.8	-6.7	-2.3	-5.4	-2.4	-4.8	-2.6	-3.1	-3.1	-2.8	-2.9	-3.2	-3.4	-3.6	-3.3	-3.5	-3.7	-3.5	-3.5
-13.0	-6.0	-10.4	-3.6	-8.3	-5.9	-7.9	-2.6	-3.2	-3.6	-3.4	-2.9	-3.3	-3.7	-4.3	-3.0	-3.5	-2.5	-2.0	-1.8
-10.7	-5.3	-10.1	-3.8	-8.4	-5.1	-6.3	-3.6	-3.7	-4.1	-3.5	-3.5	-3.7	-3.8	-4.8	-3.5	-3.9	-3.8	-3.4	-2.9

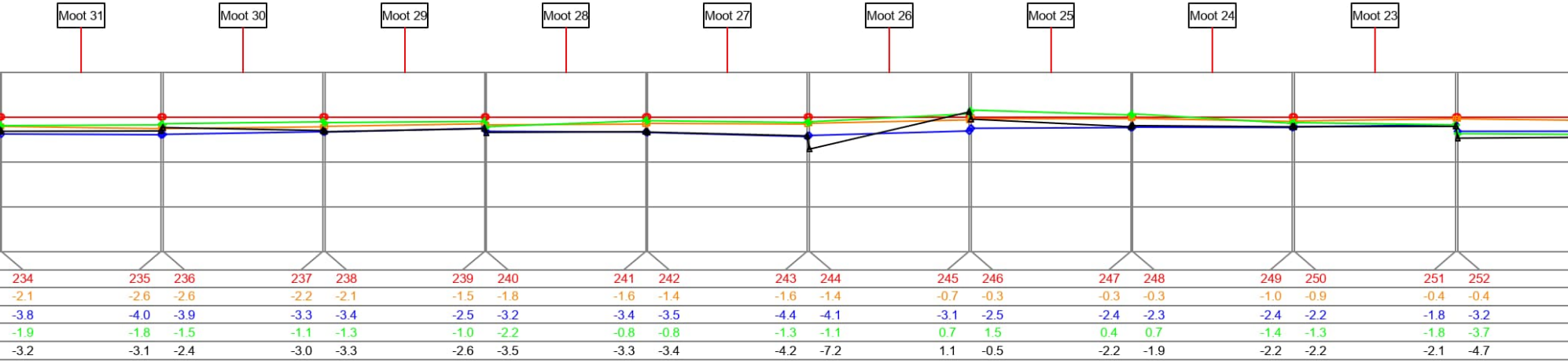

Prinses Margrietkanaal

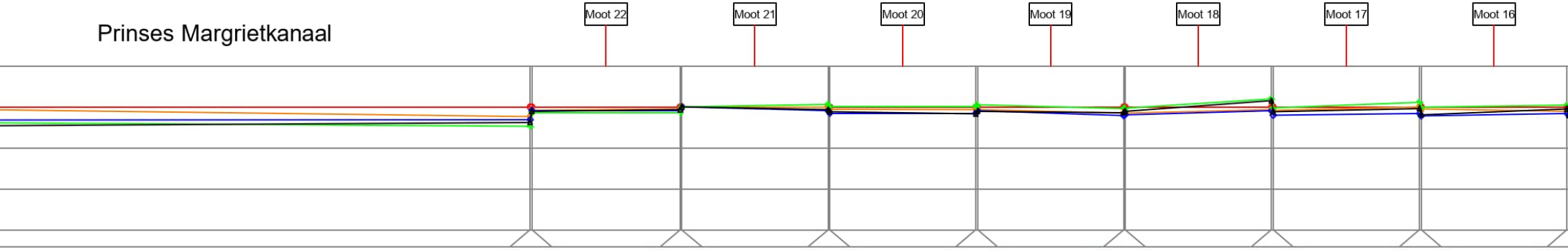

253	254	255	256	257	258	259	260	261	262	263	264	265	266	267
-2.4	-0.8	-0.5	0.0	0.0	-0.6	-0.7	-0.7	-1.5	-1.5	-0.7	-0.8	0.0	-0.5	-1.1
-3.1	-0.8	-0.8	0.0	-0.9	-1.5	-1.5	-0.9	-2.1	-1.9	-0.9	-2.0	-1.6	-2.2	-1.6
-4.7	-1.4	-1.4	0.0	0.6	0.1	0.1	0.5	-0.4	-0.3	2.0	-0.2	1.1	-0.1	0.4
-3.8	-1.1	-0.7	0.0	-0.7	-1.2	-1.7	-1.1	-1.4	-1.1	1.5	-1.2	-0.4	-1.9	-0.5

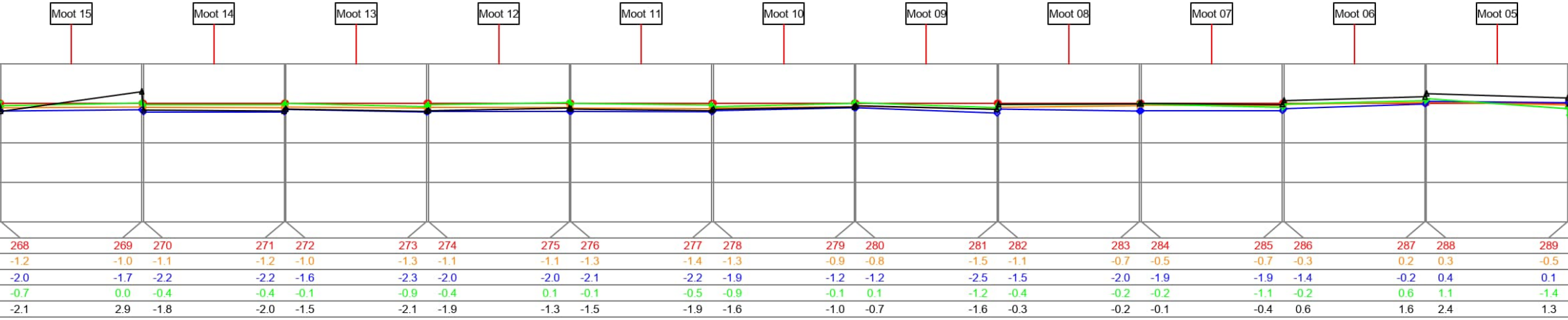

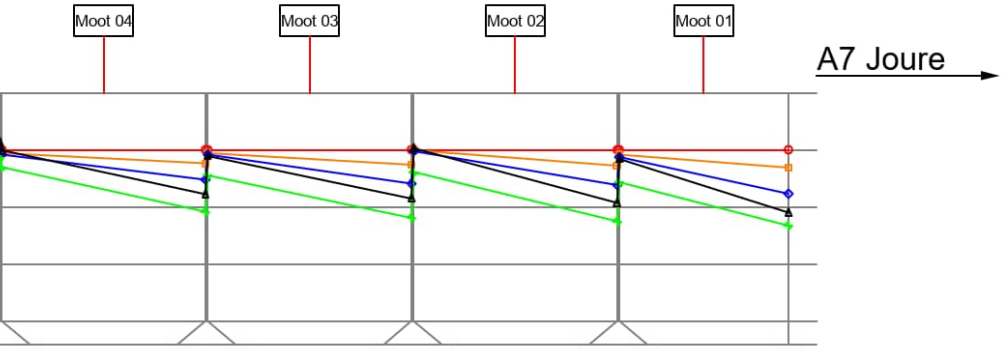

290	291	292	293	294	295	296	297
-0.6	-2.4	-0.6	-2.6	-0.1	-2.8	-0.8	-3.1
-0.8	-5.2	-0.8	-5.9	-0.2	-6.2	-1.3	-7.7
-3.0	-10.8	-4.5	-11.9	-3.9	-12.5	-5.7	-13.3
-0.1	-7.8	-1.1	-8.5	0.3	-9.3	-1.6	-11.0

Rijkswaterstaat
Ministerie van Infrastructuur en Waterstaat

Schaal 1: 500	Formaat : A3.L10	Onderwerp :
Datum : 2022-12-27	Blad : 4 van 6	Deformatieprofiel Z
10H-302-(01+02)-04	Prinses Margriettunnel	Profiel 200 - 297