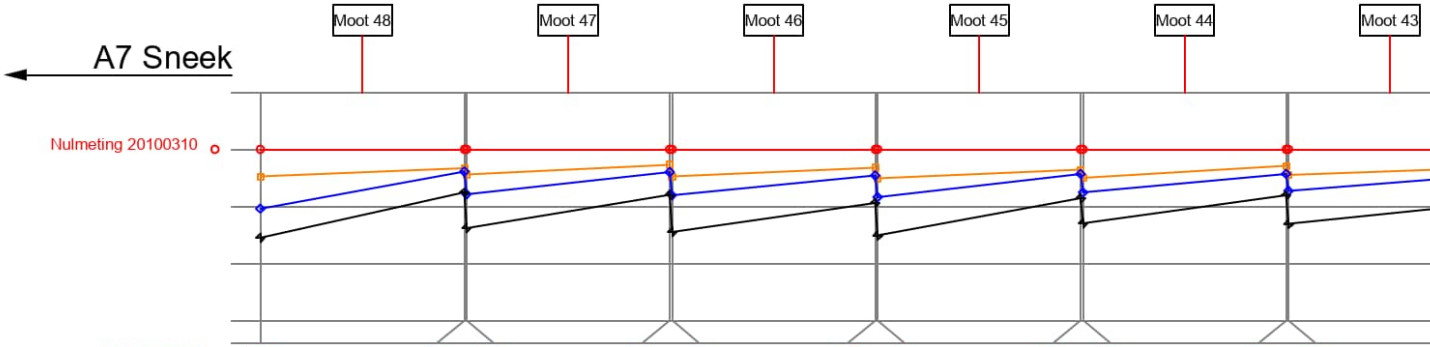

Puntnummers	200	201	202	203	204	205	206	207	208	209	210
1e herhalingsmeting 20130129 ◻	-4.8	-3.3	-4.4	-2.7	-4.8	-3.2	-5.1	-3.6	-5.0	-2.9	-4.5
2e herhalingsmeting 20171107 ◇	-10.4	-3.9	-7.9	-4.0	-8.1	-4.6	-8.4	-4.3	-7.6	-4.3	-7.3
3e herhalingsmeting 20210601 +	-15.5	-7.6	-13.8	-8.0	-14.5	-9.4	-15.1	-8.6	-13.0	-8.1	-13.1

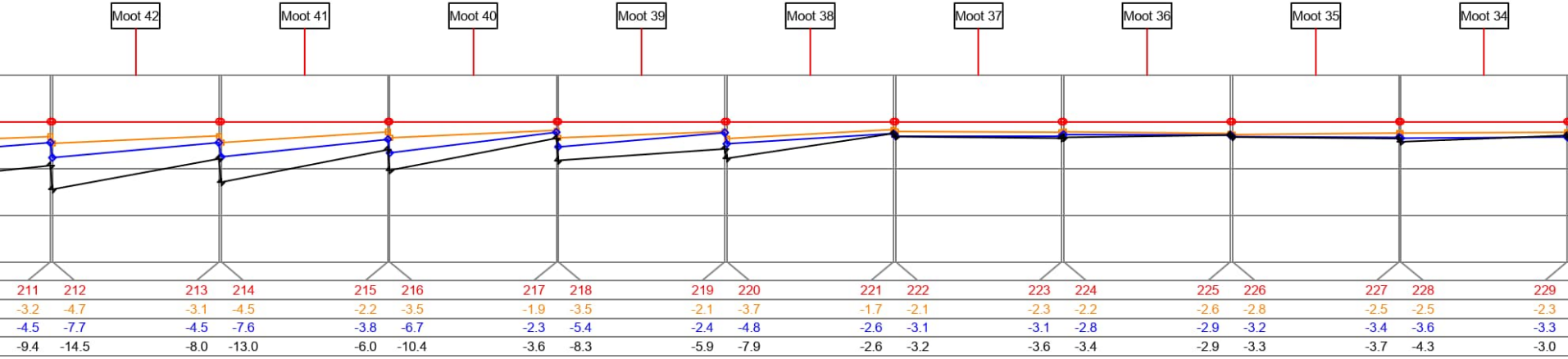

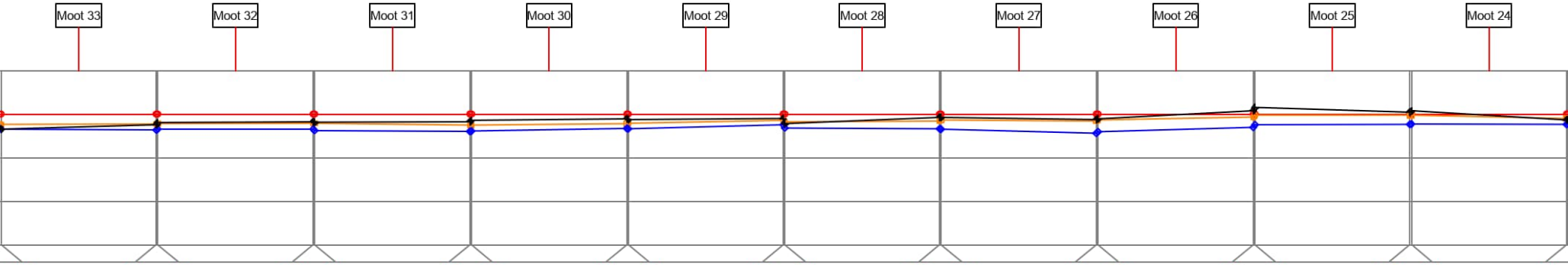

230	231	232	233	234	235	236	237	238	239	240	241	242	243	244	245	246	247	248	249
-2.4	-2.3	-2.2	-2.1	-2.1	-2.6	-2.6	-2.2	-2.1	-1.5	-1.8	-1.6	-1.4	-1.6	-1.4	-0.7	-0.3	-0.3	-0.3	-1.0
-3.5	-3.7	-3.5	-3.5	-3.8	-4.0	-3.9	-3.3	-3.4	-2.5	-3.2	-3.4	-3.5	-4.4	-4.1	-3.1	-2.5	-2.4	-2.3	-2.4
-3.5	-2.5	-2.0	-1.8	-1.9	-1.8	-1.5	-1.1	-1.3	-1.0	-2.2	-0.8	-0.8	-1.3	-1.1	0.7	1.5	0.4	0.7	-1.4

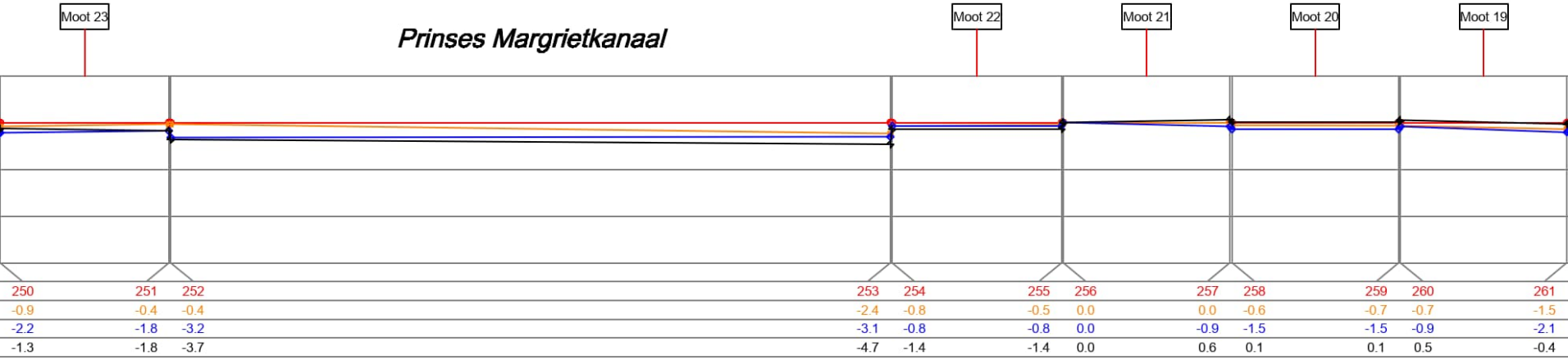

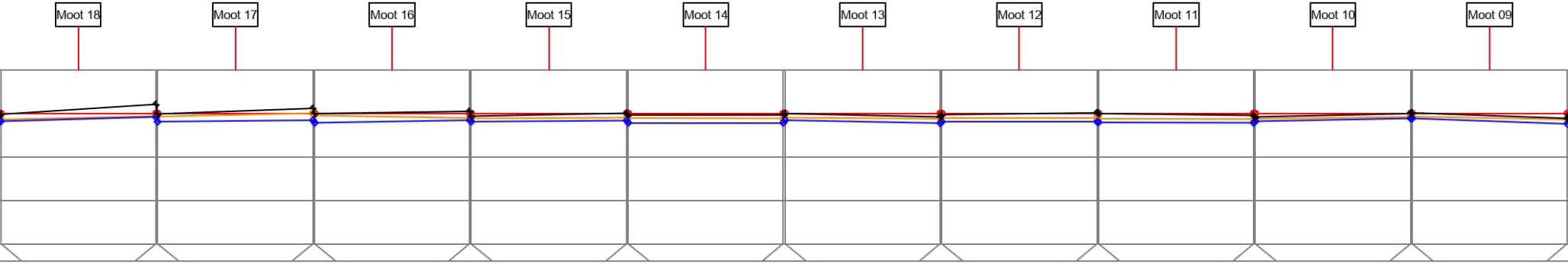

262	263	264	265	266	267	268	269	270	271	272	273	274	275	276	277	278	279	280	281
-1.5	-0.7	-0.8	0.0	-0.5	-1.1	-1.2	-1.0	-1.1	-1.2	-1.0	-1.3	-1.1	-1.1	-1.3	-1.4	-1.3	-0.9	-0.8	-1.5
-1.9	-0.9	-2.0	-1.6	-2.2	-1.6	-2.0	-1.7	-2.2	-2.2	-1.6	-2.3	-2.0	-2.0	-2.1	-2.2	-1.9	-1.2	-1.2	-2.5
-0.3	2.0	-0.2	1.1	-0.1	0.4	-0.7	0.0	-0.4	-0.4	-0.1	-0.9	-0.4	0.1	-0.1	-0.5	-0.9	-0.1	0.1	-1.2

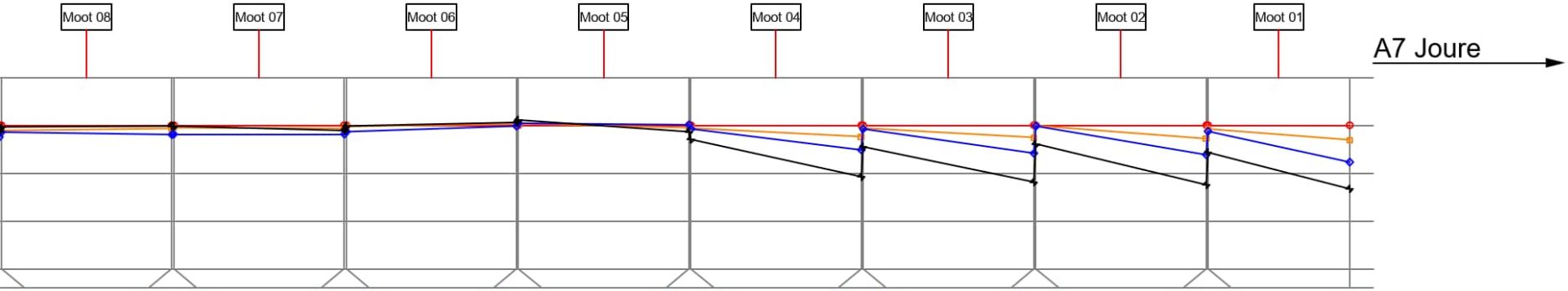

282	283	284	285	286	287	288	289	290	291	292	293	294	295	296	297
-1.1	-0.7	-0.5	-0.7	-0.3	0.2	0.3	-0.5	-0.6	-2.4	-0.6	-2.6	-0.1	-2.8	-0.8	-3.1
-1.5	-2.0	-1.9	-1.9	-1.4	-0.2	0.4	0.1	-0.8	-5.2	-0.8	-5.9	-0.2	-6.2	-1.3	-7.7
-0.4	-0.2	-0.2	-1.1	-0.2	0.6	1.1	-1.4	-3.0	-10.8	-4.5	-11.9	-3.9	-12.5	-5.7	-13.3

Rijkswaterstaat
Ministerie van Infrastructuur en Waterstaat

Schaal 1: 500	Formaat : 2100 x 297	Onderwerp :
Datum : 2021-06-18	Blad : 6 van 11	Deformatieprofiel Z
10H-302-(01+02)-03	Prinses Margriettunnel	Profiel 200 - 297