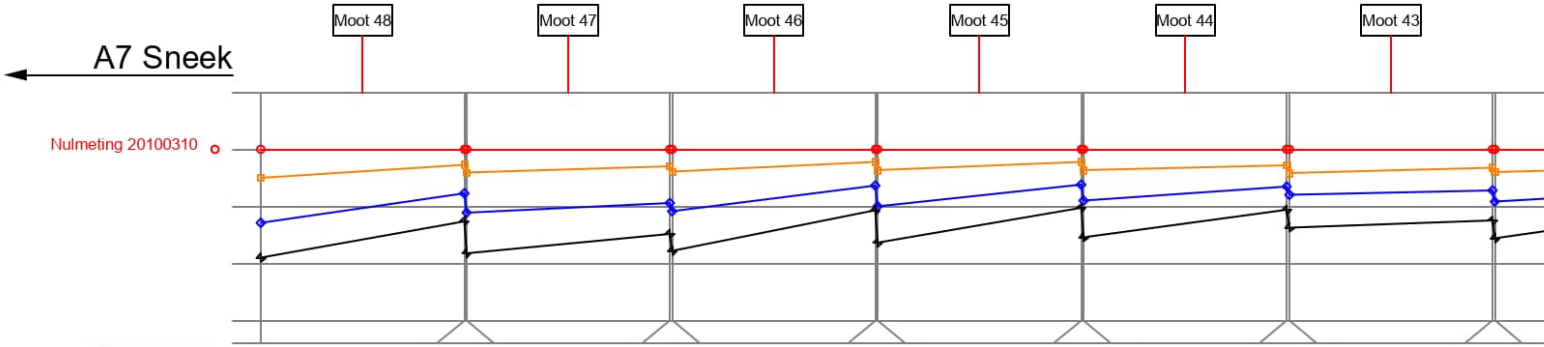

Puntnummers	100	101	102	103	104	105	106	107	108	109	110	111	112
1e herhalingsmeting 20130129 ▫	-5.0	-2.7	-4.1	-3.0	-3.9	-2.2	-3.7	-2.2	-3.7	-2.8	-4.2	-3.2	-4.0
2e herhalingsmeting 20171107 ◇	-12.9	-7.7	-11.1	-9.4	-10.9	-6.4	-10.0	-6.2	-9.0	-6.5	-8.0	-7.2	-9.2
3e herhalingsmeting 20210601 +	-19.0	-12.6	-18.2	-14.8	-17.8	-10.7	-16.4	-10.3	-15.4	-10.6	-13.7	-12.5	-15.6

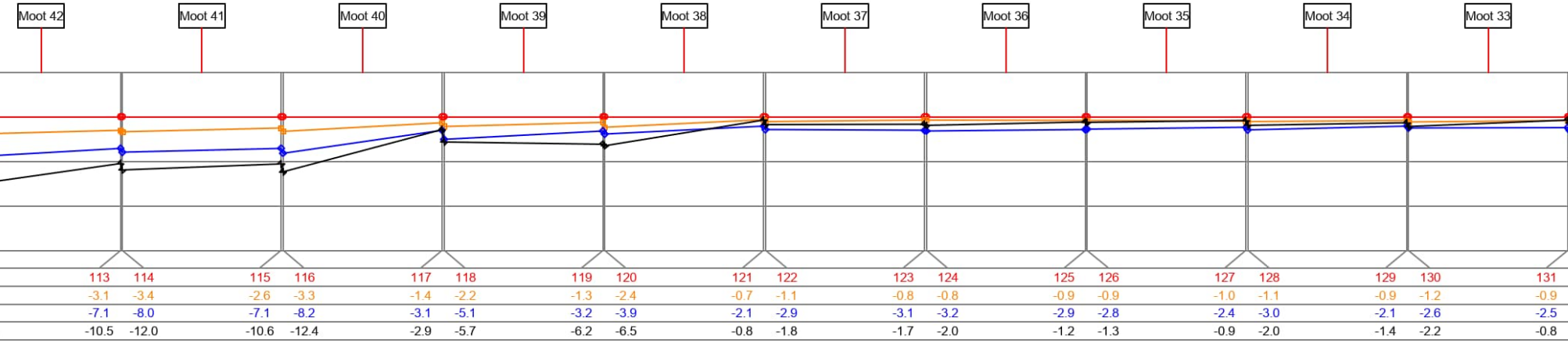

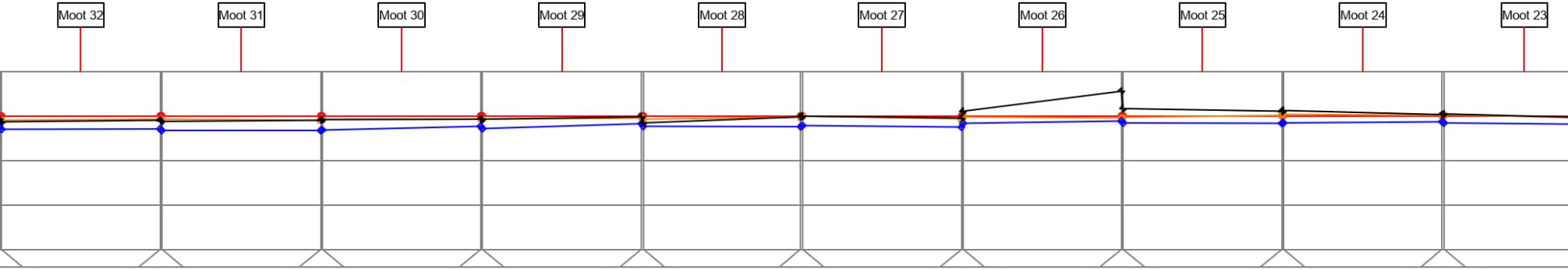

132	133	134	135	136	137	138	139	140	141	142	143	144	145	146	147	148	149	150
-1.0	-0.8	-0.8	-1.0	-0.9	-0.8	-0.8	-0.5	-0.8	-0.3	-0.1	-0.7	-0.3	-0.5	-0.4	0.1	0.3	0.1	0.2
-3.1	-3.0	-3.3	-3.3	-3.2	-2.4	-2.9	-1.8	-2.4	-2.5	-2.2	-2.6	-1.7	-1.2	-1.6	-1.7	-1.6	-1.4	-1.6
-1.4	-1.0	-1.3	-1.0	-0.9	-0.8	-0.8	-0.3	-1.6	-0.3	-0.1	-0.5	1.0	5.5	1.6	1.0	1.2	0.2	0.4

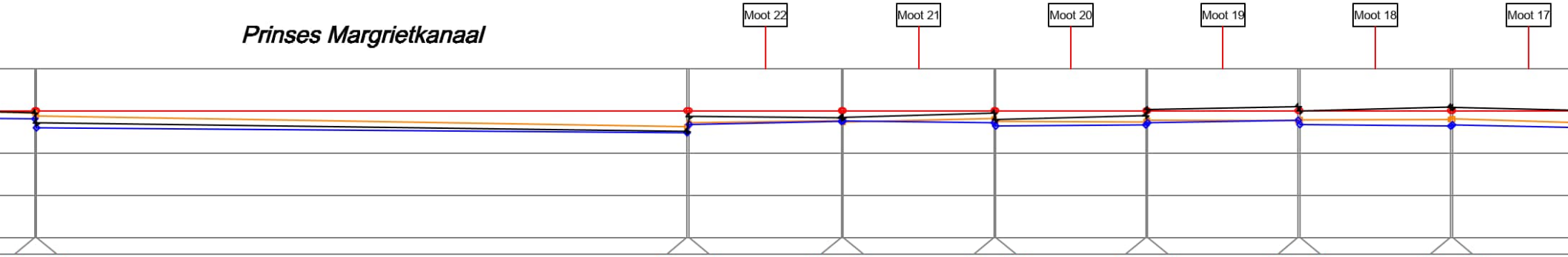

151	152	153	154	155	156	157	158	159	160	161	162	163	164
-0.6	-1.3	-3.8	-2.9	-2.4	-2.7	-1.9	-2.6	-2.7	-2.3	-2.4	-2.2	-2.1	-2.0
-2.0	-4.1	-5.3	-3.3	-2.6	-2.5	-2.9	-3.7	-3.4	-2.9	-2.3	-3.3	-3.7	-3.4
-0.5	-2.9	-4.9	-1.4	-1.7	-1.6	-0.6	-2.1	-1.2	0.2	0.9	-0.1	0.8	0.7

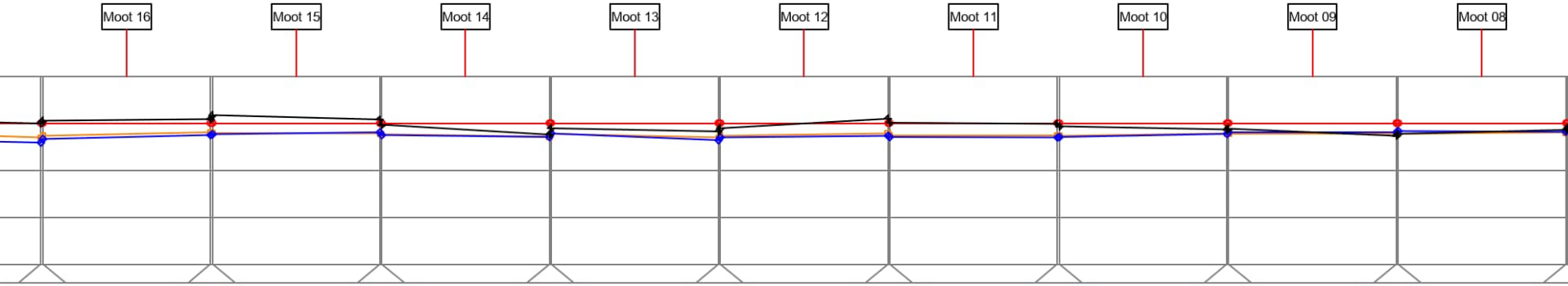

165	166	167	168	169	170	171	172	173	174	175	176	177	178	179	180	181	182	183
-3.1	-2.7	-2.0	-2.1	-2.2	-2.4	-2.9	-2.3	-3.1	-2.7	-2.2	-2.6	-2.6	-2.7	-2.2	-2.3	-2.2	-2.3	-2.0
-4.2	-3.4	-2.6	-2.4	-2.0	-2.6	-3.0	-2.2	-3.7	-3.1	-2.7	-3.0	-3.1	-3.0	-2.3	-2.0	-2.0	-1.7	-1.9
-0.1	0.5	0.8	1.7	0.7	-0.4	-2.5	-1.1	-1.8	-1.1	0.9	0.1	-0.2	-0.7	-1.4	-1.2	-2.7	-2.3	-1.5

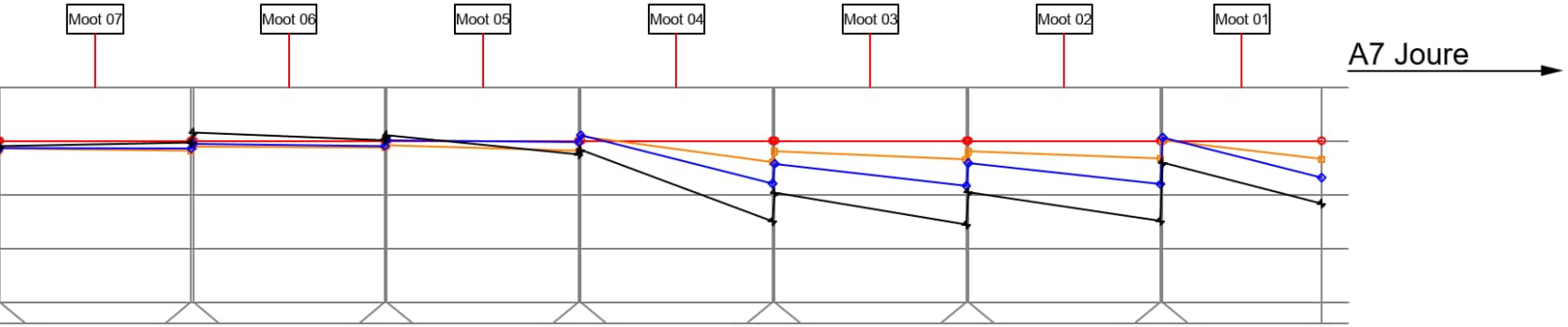

184	185	186	187	188	189	190	191	192	193	194	195	196	197
-1.5	-1.9	-1.1	-1.3	-0.9	-1.9	0.8	-4.0	-2.0	-3.5	-2.0	-3.3	0.1	-3.4
-1.4	-1.5	-0.6	-1.0	0.1	-0.3	1.0	-8.0	-4.3	-8.4	-4.2	-8.1	0.6	-6.9
-1.0	-0.4	1.5	0.1	1.0	-2.6	-1.7	-15.0	-9.7	-15.6	-9.6	-14.9	-4.1	-11.7

Rijkswaterstaat
Ministerie van Infrastructuur en Waterstaat

Schaal 1: 500	Formaat : 2100 x 297	Onderwerp :
Datum : 2021-06-18	Blad : 4 van 11	Deformatieprofiel Z
10H-302-(01+02)-03	Prinses Margriettunnel	Profiel 100 - 197