

1 Maart 1932

O.H.G. zw.7	12.28	10.30	8	10	eb
		0.37 + N.A.P.			
" " 4	12.34		2	12	"
" rd.3 ^a	12.40		10	16	"
" " 3	12.43		16	20	"
" " 2	12.45		20	20	"
" " 1	12.48		16	16	"
K.G.-N.V.R.	12.52		20	20	"
N.V.R. rd.4	12.55		26	26	"
" " 3 ^a	12.58		26	26	"
" " 2 ^a	13.01		24	26	"
" " 2	13.05		14	22	"

2 " "

O.H.G. zw.7	10.30	12.-	10	10	vloed
		0.93 + N.A.P.			
" " 4	10.43		14	14	"
" rd.3 ^a	10.50		14	16	"
" " 2	11.-		16	20	"
K.G.-N.V.R.	11.09		24	26	"
N.V.R. rd.4	11.12		20	20	"
" " 3	11.15		22	24	"
" " 2 ^a	11.20		26	26	"
" zw.4	11.23		26	26	"
" " 3	11.27		28	28	"
K.G.-N.V.R.	11.40		26	26	"
K.G. zw.3	11.50		28	28	"
" " 4	11.55		26	26	"
" rd.2 ^a	11.58		26	26	"
" " 3	12.03		24	26	stil
" " 4	12.07		16	22	"
O.H.G.-W.H.G.	12.21		20	28	vloed
W.H.G. zw.1	12.25		20	22	"
" rd.2	12.30		22	26	"
O.H.G. rd.1	12.50		28	28	"
" " 2	13.03		24	26	"
" rd.3	13.07		24	24	stil
" " 3 ^a	13.12		20	22	"
" zw.4	13.20		20	22	eb
" " 7	13.30		12	16	"

9 " "

O.H.G. zw.7	6.10	5.25	28	28	vloed
		1.44 + N.A.P.			
" " 4	6.23		24	24	"
" rd.3 ^a	6.30		22	24	stil
" " 3	6.40		22	26	"
" " 2	6.50		24	24	"
" " 1	6.55		24	26	"
O.H.G.-W.H.G.	6.58		26	26	"
K.G.-N.V.R.	7.05		24	26	"
N.V.R. rd.4	7.10		26	28	eb
" " 3	7.12		24	24	"
" " 2 ^a	7.16		24	24	"
" " 2	7.18		24	24	"

16 Maart 1932	O.H.G. zw.7	10.40	9.20	9	13	eb
	" " 4	10.45	0.79+ N.A.P.	11	17	"
	" rd.4	10.50		9	19	"
	" " 3 ^a	10.53		11	21	"
	" " 3	10.55		21	23	"
	" " 2	11.-		23	23	"
	O.H.G.-W.H.G.	11.03		21	21	"
	K.G.-N.V.R.	11.07		17	23	"
	N.V.R.rd.4	11.09		19.	21	"
	" " 3	11.14		19	21	"
	" " 2 ^a	11.15		17	21	"

30 " "	H.D.rood 1	9.27		11	19	vloed
	O.H.G.Krib B	9.33		21	21	"
	O.H.G. zw.4	9.42		29	31	"
	" rd.3 ^a	9.50		25	27	"
	" " 3	9.53		31	31	"
	" " 2	9.58		27	29	"
	" " 1	10.02		31	31	"
	N.V.R.-K.G.	10.10		31	31	"

15 April 1932	Holl.D.rd.1	10.03		5	5	vloed
	krib B	10.10		11	11	"
	O.H.G. zw.6	10.15		7	7	"
	" " 4	10.23		5	5	"
	" rd.3 ^a	10.33		5	7	"
	" " 3	10.38		7	7	"
	" " 2	10.44		11	15	"
	O.H.G.-W.H.G.	10.48		9	13	stil
	K.G. - N.V.R.	10.59		9	9	"
	K.G.rd.9	11.04		7	9	"
	N.V.R. " 4	11.08		13	15	eb
	" " 3	11.12		7	13	"
	" " 2 ^a	11.16		11	15	"
	" " 2	11.20		9	15	"
	W.H.G. zw.1	11.38		7	9	"
	" " 2 ^a	11.42		7	7	"
	" rd.2 ^a	11.45		5	7	"

16 " "	Holl.D.rd.1	10.08		3	5	vloed
	Krib B	10.17		3	3	"
	O.H.G. zw.5	10.25		7	7	"
	" " 4	10.32		3	3	"
	" " 3 ^a	10.42		9	11	"
	" " 3	10.49		11	11	"
	" " 2	10.56		19	19	"
	O.H.G.-W.H.G.	11.01		5	7	"
	K.G. rd.10	11.12		9	9	"
	K.G.-N.V.R.	11.14		5	5	"
	N.V.R. rd.4	11.18		7	7	stil
	" " 3	11.22		5	5	"
	" " 2 ^a	11.26		7	11	vloed
	" " 2	11.32		11	13	"
	W.H.G. zw 1	11.48		11	11	"
	" " 2	11.52		9	9	"

7 Mei 1932

Holl.D.rd.1	5.36	9	15	eb
Krib B	5.42	13	17	stil
O.H.G. zw.4	5.54	25	27	vloed
" rd.3 ^a	6.02	23	27	"
" " 3	6.07	21	21	"
" " 2	6.12	19	27	"
O.H.G.-W.H.G.	6.16	21	21	"
K.G. rd.10	6.25	23	23	eb
K.G. - N.V.R.	6.28	25	25	"
N.V.R.rd.4	6.31	25	25	"
" " 3	6.35	19	23	"
" " 2 ^a	6.39	29	29	"
" " 2	6.42	29	29	"
W.H.G.zw.1	7.04	29	29	"
" " 2	7.09	19	21	"

25 " "	O.H.G. zw.4	8.15	25	25	vloed
	" rd.3 ^a	8.25	29	29	"
	" " 3	8.32	23	29	"
	" " 2	8.36	27	29	"
	O.H.G.-W.H.G.	8.40	27	29	"
	W.H.G. zw.1	8.45	27	29	"
	" " 2	8.49	29	29	"
	K.G.-N.V.R.	9.-	29	29	"
	N.V.R. rd.4	9.04	29	29	"

26 " "	Holl.D. rd.1	9.35	11 27	13 29	vloed
	Krib B	9.44			
	O.H.G. zw.4	}	29 of meer (zoutmeter geeft niet meer aan dan 29 0/00)	als aan oppervlakte	"
	" rd.3 ^a				
	" " 3				
	" " 2				
	O.H.G.-W.H.G.				"
	N.V.R.- K.G.				stil
	N.V.R. rd.4				"
	" " 3				eb
	" " 2 ^a				"
	" " 2				vloed

2 Juni 1932	Holl.D.rd.1	16.24	16.10 1.23+ N A P.	13	19	eb
	Krib B	16.29		25	25	vloed
	O.H.G. zw.4	16.38		27	27	"
	" rd.3 ^a	16.46		29	29	"
	" " 3	16.50		29	29	"
	" " 2	16.55		29	29	"
	O.H.G.-W.H.G.	16.59		29	29	"
	W.H.G. zw.1	17.03		29	29	"
	" " 2	17.06		29	29	"
	K.G.- N.V.R.	17.17		29	29	stil
	N.V.R. rd.4	17.21		29	29	"
7 " "	Holl.D. rd.1	6.35	7.- 1.36+ N A P.	27	29	vloed
	Krib B	6.41		21	23	"
	O.H.G. zw.4	6.53		13	15	"
	" rd. 3 ^a	7.02		27	27	"
	" " 3	7.06		29	29	"
	" " 2	7.12		29	29	"
	O.H.G.-W.H.G.	7.16		29	29	"
	K.G.-N.V.R.	7.21		29	29	"
	N.V.R. rd.4	7.25		29	29	"
	" " 3 ^a	7.29		29	29	"
	" " 2 ^a	7.34		29	29	"
10 " "	Holl.D. rd.1	9.30	8.45 1.18+ NAP.	21	21	eb
	Krib B	9.37		23	29	vloed
	O.H.G. zw.4	9.45		27	29	"
	" rd.3 ^a	9.54		27	29	"
	" " 2	10.03		29	29	stil
	O.H.G.-W.H.G.	10.07		29	29	eb
	K.G.- N.V.R.	10.14		29	29	"
	N.V.R. rd.4	10.17		29	29	"
	" rd.3	10.20		29	29	"
21 " "	Willemstad	20.40	19.05 1.25+ N A P.	9	11	eb
	Holl.D.rd.1	20.30		15	19	"
	Krib B	20.20		27	29	stil
	O.H.G. zw.4	20.12		29	29	vloed
	" " 3	20.08		29	29	"
	" rd.2	20.02		25	29	"
	O.H.G.-W.H.G.	20 -		29	29	stil
	N.V.R. zw.5	19.50		27	29	"
	" " 4	19.45		29	29	vloed

22 Juni 1932	K.G.-N.V.R.	6.40	7.20 1.50+ N A P	29	29	vloed
	N.V.R. rd.1	7.-		29	29	"
	" rd.2	7.15		29	29	"
	W.H.G.-O.H.G.	7.35		23	25	"
	O.H.G. zw.2	7.40		29	29	"
	" rd.3 ^a	7.50		19	23	"
	" zw.4	8.-		27	27	stil

25 " "	Willemstad	10.-	9.50 1.36+ N A P	9	11	vloed
	Holl.D.rd.1	10.20		7	13	"
	Krib B	10.45		15	17	"
	O.H.G. zw.4	11.-		25	25	"
	" rd.4	11.05		29	29	"
	" " 3	11.35		29	29	eb
	" " 2	11.39		29	29	"
	O.H.G. -W.H.G.	11.44		29	29	"
	K.G. - N.V.R.	11.50		29	29	"

Opmerking: De waarnemingen zijn verricht met een zoutmeter welke geen hooger gehalte aanwijst dan 29 o/oo.

1 Juli 1932	Holl.D.zw 1 ^a	14.30	15.20 1.19+ N A P.	21	23	vloed
	" rd.1	14.40		19	19	"
	Krib B	14.50		23	23	"
	O.H.G. zw.5	15.-		25	25	"
	" " 4	15.10		23	23	"
	" rd.3 ^a	15.20		15	17	"
	" rd.3	15.30		25	25	"
	" rd.2	15.40		21	21	"
	K.G.-N.V.R.	16.05		23	23	stil
	N.V.R. rd.4	16.10		23	23	"
	" " 3	16.15		21	23	eb
	" " 2 ^a	16.20		25	25	"
	" " 2	16.25		23	23	"

9 " "	Holl.D.zw.1 ^a	7.45	8.20 1.42+ N A P	9	11	vloed
	" rd.1	8.05		13	13	"
	Krib B	8.15		21	21	"
	O.H.G. zw.4	8.30		17	21	"
	" rd.3 ^a	8.43		23	23	"
	" " 2	8.55		25	25	"
	O.H.G.-W.H.G.	9.-		25	25	"
	N.V.R. - K.G.	9.08		25	25	"
	N.V.R. rd.4	9.12		25	25	"
	" " 3	9.16		25	25	stil
	" " 2 ^a	9.20		25	25	"

18 Juli 1932	Holl.D. zw.1 ^a	16.15	17.15	13	15	vloed
	" rd.1	16.20	1.64+ NAP.	15	17	"
	Krib B	16.30		19	21	"
	O.H.G. zw.4	16.40		23	23	"
	" rd.3 ^a	16.50		23	25	"
	" 2	17.-		25	25	"
	O.H.G.-W.H.G.	17.05		25	25	stil
	N.V.R.-K.G.	17.15		25	25	"
	N.V.R. rd.4	17.20		25	25	"
	" " 3	17.25		25	25	eb
" " 2 ^a	17.30		25	25	"	
27 " "	Holl.D. zw.1 ^a	11.57	11.-	15	15	stil
	" rd.1	12.10	1.21 + NAP.	19	21	"
	Krib B	12.16		25	25	vloed
	O.H.G. zw.4	12.27		25	25	"
	O.H.G.-W.H.G.	12.52		25	25	"
	N.V.R.-K.G.	12.58		25	25	"
	N.V.R. rd.4	13.03		25	25	stil
	" " 2 ^a	13.13		25	25	"
30 " "	Holl.D. zw.1 ^a	13.21	14.50	7	7	vloed
	" rd.1	13.38	1.11+ NAP.	13	13	"
	Krib B	13.48		21	21	"
	O.H.G. zw.4	14.04		13	19	"
	" rd.3 ^a	14.17		25	25	"
	" 2	14.30		25	25	"
	O.H.G.-W.H.G.	14.37		15	19	"
	N.V.R.-K.G.	14.45		25	25	"
	N.V.R. rd.2 ^a	14.48		25	25	"

N.B. De waarnemer gaat niet verder dan 25 o/oo

vloed	15	15	17.15	16.15	Holl. D. zw. 1 st	18 Juli 1952
"	17	15	1.04 + MAR.	16.20	"	
"	21	19		16.30	Krip B	
"	23	23		16.40	O.H.G. zw. 4	
"	25	23		16.50	"	
"	25	25		17.-	"	
stijl	25	25		17.05	O.H.G.-W.H.G.	
"	25	25		17.15	N.V.R.-K.G.	
"	25	25		17.20	N.V.R. rd. 4	
"	25	25		17.25	"	
"	25	25		17.30	"	

stijl	15	15	11.-	11.57	Holl. D. zw. 1 st	" " 27
"	21	19	1.21 + MAR.	12.10	"	
vloed	23	23		12.15	Krip B	
"	25	25		12.27	O.H.G. zw. 4	
"	25	25		12.52	O.H.G.-W.H.G.	
"	25	25		12.58	N.V.R.-K.G.	
stijl	25	25		13.03	N.V.R. rd. 4	
"	25	25		13.13	"	

vloed	7	7	14.50	13.21	Holl. D. zw. 1 st	" " 30
"	13	13	1.11 + MAR.	13.38	"	
"	21	21		13.48	Krip B	
"	19	19		14.04	O.H.G. zw. 4	
"	23	23		14.17	"	
"	25	23		14.30	"	
"	19	19		14.37	O.H.G.-W.H.G.	
"	23	23		14.45	N.V.R.-K.G.	
"	25	23		14.48	N.V.R. rd. 2 st	

M.B. De waarnemer gaat niet verder dan 25 0/00

6 Augs. 1932

Holl.D.zw.1 ^a	9.53	7.50 1.29 + NAP.	5	9	eb
" rd.1	9.38		9	9	"
Krib B	9.30		7	15	"
O.H.G. zw.4	9.17		15	19	stil
" rd.4	9.12		15	15	vloed
" " 3 ^a	9.09		17	17	stil
" " 2	9.02		17	19	"

16 " "	Holl.D.zw.1 ^a	17.40	16.30 1.17+ NAP.	7	11	eb
" "	" rd.1	17.46		11	13	"
" "	Krib B	17.50		11	17	"
" "	O.H.G. zw.4	18.03		15	17	vloed
" "	" rd.4	18.08		17	19	"
" "	" rd.3 ^a	18.15		19	19	stil
" "	" rd.2	18.22		19	21	"
" "	O.H.G.-W.H.G.	18.25		21	23	"
" "	N.V.R.- K.G.	18.35		19	23	eb

20 " "	Holl.D.zw.1 ^a	8.-	7.25 1.44 + NAP.	17	17	eb
" "	" rd.1	8.15		17	21	"
" "	Krib B	8.21		19	19	vloed
" "	O.H.G. zw.4 ^a	8.40		17	21	"
" "	" rd.3 ^a	8.53		21	21	"
" "	" rd.2	9.03		21	23	"
" "	O.H.G.-W.H.G.	9.08		23	25	"
" "	N.V.R.- K.G.	9.15		21	21	"

24 " "	Holl.D.zw.1 ^a	10.36	9.30 1.01 + NAP.	2	4	stil
" "	" rd.1	10.50		4	10	eb
" "	Krib B	10.56		10.	14	"
" "	O.H.G. zw.4	11.06		10	16	"
" "	" rd.3 ^a	11.15		16	20	"
" "	" rd.2	11.21		24	24	"
" "	W.H.G. rd.1	11.24		14	20	"
" "	O.H.G.-W.H.G.	11.28		16	20	"
" "	N.V.R.- K.G.	11.35		26	26	"
" "	N.V.R. rd.4	11.39		18	20	"
" "	" rd.3	11.42		20	24	"
" "	" rd.2 ^a	11.50		26	26	"

30 " "	O.H.G. zw.4	16.38	16.- 1.08 + NAP	16	18	eb
" "	" rd.3 ^a	16.30		16	22	"
" "	" rd.2	16.20		14	18	"
" "	N.V.R. rd.4	15.37		16	20	vloed
" "	" rd.3	15.40		16	24	"
" "	" rd.2 ^a	15.45		18	18	stil
" "	" rd.2	15.50		20	22	"

8 September 1932	Holl.Diep zw 1 ^a	9.27	10.05	18	18	vloed
	" r 1	9.45	1.13	20	22	"
	Krib B	9.57	+ N.A.P.	26	26	"
	O.H.G. zw 4	10.13		28	28	"
	r 4	10.20		26	26	"
	r 3a	10.27		26	26	"
	2 2	10.39		28	28	"
	O.H.G.-W.H.G.	10.49		26	28	"
	N.V.R.-K.G.	10.58		28	28	"
	N.V.R. r 4	11.03		28	28	"
9 " "	Holl.Diep zw 1a	12.12	11.15	16	16	eb
	" r 1	12	0.94	6	12	"
	Krib B	11.58	+ N.A.P.	24	28	vloed
	O.H.G. zw 4	11.48		26	26	"
	r 3a	11.43		18	26	"
	r 3	11.38		28	28	"
	r 2	11.35		28	28	"
	O.H.G.-W.H.G.	11.33		24	26	"
	N.V.R. - K.G.	11.30		20	22	"
	N.V.R. r 4	11.25		28	28	"
	r 3	11.23		26	28	"
	r 2a	11.20		28	28	"
	r 2	11.15		28	28	"
	13 " "	Holl.Diep zw 1a	18.35	16.15	8	10
r 1		18.15	1.17	10	20	"
Krib B		18.07	+ N.A.P.	18	26	"
O.H.G. zw 4		17.54		26	28	stil
r 3a		17.59		28	28	"
r 3		17.42		28	28	"
O.H.G.-W.H.G.		17.35		28	28	vloed
N.V.R. - K.G.		17.29		28	28	"
N.V.R. r 4		17.25		28	28	"
zw 4a		17.19		28	28	"
r 2		17.15		28	28	"
21 October 1932		Slaak r 2	13.45		26	28
	r 4	13.50		20	22	"
	r 5	13.55		24	28	"
	Slaak - Overl. Steenb.Vl.	14.-		40	30	"
	Vlije - Vlietpla- ten r 1	14.03		20	11	"
	r 3	14.06		20	22	"
	r 5	14.10		20	20	"
	Noordergat r 3	14.14		28	28	"
	r 4	14.20		14	20	"

Noordergat r 5	14.25	14	18	eb
r 6	14.32	14	20	"
r 7	14.37	12	16	"
N.G.- Overl.				
Steenb.Vl	14.40	10	14	"
Karolinegeul r 2	14.44	12	14	"
K.G.-N.Volkerak	14.47	10	10	"
N.V.R. r 1	14.50	8	10	stil
r 2	14.53	6	8	"
r 3	14.56	4	6	"
r 4	15.-	4	4	vliet
K.G.- N.V.R.	15.04	4	4	stil
Karolinegeul ^{zw} 7	15.06	4	6	vloed
r 6	15.08	4	6	"
r 5a	15.11	4	6	"
r 5	15.14	4	6	"
r 4	15.16	4	6	"
r 3	15.18	6	8	"
r 2	15.20	6	8	"
r 1	15.23	10	12	"
25 October 1932 Slaak-				
N.Vaarwater	11.15	22	22	"
Slaak - Vlije				
Vlietpl.	11.19	28	28	"
Overl.Steenb.				
Vliet zw 2	11.23	20	20	"
r 4	11.26	20	20	"
zw 4a	11.30	20	22	"
" 6	11.36	18	18	"
" 8	11.43	16	24	"
" 9	11.46	14	16	"
" 10	11.52	16	20	"
" 11	11.55	16	18	"
Noordergat-				
Overl.Steenb.Vl.	11.58	18	18	"
K.G.-N.V.R.	12.02	16	18	"
Karolinegeul r 3	12.04	16	18	"
r 5	12.08	12	18	"
r 6a	12.12	12	18	"
r 8	12.15	12	12	"
r 10	12.20	12	14	"
N.V.-K.G.	12.43	12	12	"
N.V.R. zw 5	12.47	12	14	"
" 4a	12.50	16	18	"
" 4	12.53	16	18	"
" 3	12.56	14	16	"
" 2	13.01	14	18	"
" 1	13.08	14	20	"

	Noordergat zw 9	13.12	14	18	vloed
	" 8	13.15	16	18	stil
	" 6	13.19	20	22	e b
	" 5	13.24	20	22	"
26 Oct.1932	Slaak- N.Vaar- water	13.-	28	28	vloed
	Slaak - Vlije Vlietpl.	13.05	22	22	"
	Overl.Steenb. Vliet zw 2	13.10	24	24	"
	r 4	13.14	26	26	"
	zw 4a	13.19	22	22	"
	" 6	13.25	22	22	"
	" 8	13.32	20	20	"
	" 9	13.35	26	26	"
	" 10	13.42	24	24	"
	" 11	13.46	26	26	"
	Noordergat - Overl.Steenb.Vl.	13.50	20	20	
	N.V.R. - K.G.	14.-	26	26	stil
	Karolinegeul r 3	14.04	24	24	"
	r 5	14.12	20	24	"
	r 6a	14.20	20	22	"
	r 8	14.26	18	18	"
	r 10	14.35	20	20	"
	K.G.-N.V.R.	15.05	16	18	e b
	N.V.R. zw 5	15.10	18	18	"
	" 4a	15.15	24	24	"
	" 4	15.25	26	28	"
	" 3	15.35	20	22	"
	" 2	15.40	18	22	"
28 " "	Slaak-N.Vaar- water	9.30	22	22	stil
	Slaak - Vlije Vlietpl.	9.36	18	18	"
	Overl.Steenb. vliet zw 2	9.42	22	24	"
	r 4	9.48	18	18	"
	zw 4a	9.54	22	24	"
	" 6	10.-	20	22	"
	" 8	10.07	18	22	"
	" 10	10.18	12	14	"
	" 11	10.25	10	14	"
	Noordergat - Overl.Steenb.Vl.	10.30	8	10	"
	N.V.R. - K.G.	10.36	6	12	vloed

Karolinegeul					
r 3	10.40	6	10	vloed	
r 5	10.48	4	8	"	
r 6a	10.58	4	8	"	
r 8	11.05	4	8	"	
r 10	11.11	2	4	"	
K.G.-N.V.R.	11.16	4	4	"	
N.V.R. zw 5	11.20	4	4	"	
" 4a	11.25	4	6	"	
" 4	11.36	6	10	"	
" 3	11.50	8	12	"	
" 2	12.05	10	14	"	
" 1	12.18	10	14	"	
Noordergat zw 9	12.30	12	14	"	
" 8	12.50	18	18	"	

3 Nov. 1932

Slaak- N.Vaar- water	12.21	26	26	eb
Slaak- Vlije Vlietplaten	12.30	20	24	"
Overl. Steenb. Vliet zw 2	12.37	16	16	stil
r 4	12.42	24	26	"
zw 4a	12.56	18	18	"
" 6	13.06	12	16	"
" 8	13.17	10	10	"
" 9	13.25	10	14	"
" 10	13.31	4	8	"
" 11	13.37	2	8	"
N.G.- Overl. Steenb. Vl.	13.41	2	4	eb
N.V.R. - K.G.	13.49	2	3	"
K.G. r 3	13.55	0	2	"
r 5	14.05	0	2	"
r 6a	14.11	0	0	"
r 8	14.21	0	2	"
r 10	14.30	0	0	stil
K.G.- N.V.R.	14.32	0	2	"
N.V.R. zw 5	14.36	0	2	"
" 4a	14.40	0	4	"
" 4	14.44	0	4	"
" 3	14.48	0	2	"
" 2	14.55	0	2	"
" 1	15.03	0	4	"
N.G. zw 9	15.10	9	6	"
" 8	15.15	2	6	"
" 6	15.20	2	10	"
" 5	15.27	4	12	vloed

9 Nov.1932

Slaak - N.Vaar- water	12.-	24	28	vloed
Slaak - Vlije Vlietplaten	12.03	16	18	"
Overl.Steenb. Vliet zw 2	12.06	18	18	"
r 4	12.11	26	26	"
zw 4a	12.17	24	26	"
" 6	12.23	16	16	"
" 8	12.31	18	22	"
" 9	12.36	22	22	"
" 10	12.41	16	16	"
" 11	12.45	14	18	"
N.G.-Overl.Steenb Vliet	12.48	24	24	"
N.V.R. - K.G.	12.52	18	22	"
K.G. r 3	12.55	16	16	"
r 5	13.03	8	12	"
r 6a	13.06	6	8	"
r 8	13.12	8	10	"
r 10	13.18	4	6	"
K.G.- N.V.R.	13.22	4	8	"
N.V.R. zw 5	13.26	4	6	"
" 4a	13.29	8	10	"
" 4	13.32	8	12	"
" 3	13.36	14	14	"
" 2	13.41	14	16	"
" 1	13.47	14	18	"
N.G. zw 9	13.50	12	16	stil
" 8	13.55	18	22	"
" 6	13.59	20	24	"
" 5	14.03	16	20	"

23 Dec.1932

Slaak - N.Vaar- water	12.36	24	24	stil
Slaak- Vlije Vlietplaten	12.35	24	24	"
Overl.Steenb. Vliet zw 2	12.31	24	24	"
r 4	12.27	20	18	"
zw 4a	12.22	24	24	"
zw 6	12.20	26	26	"
zw 8	12.14	26	26	"
zw 9	11.49	18	20	vloed
zw 10	11.45	18	20	"
zw 11	11.41	18	20	"
N.G.-Overl. Steenb.Vliet	11.35	12	24	"
N.V.R. - K.G.	13.15	20	20	e b
K.G. r 3	13.17	20	22	"
r 5	13.24	20	20	"
r 6a	13.30	18	22	"

K.G.	r	8	13.35	18	20	e b
	r	10	13.40	20	20	"
K.G.-N.V.R.			13.43	18	20	"
N.V.R.	zw	5	13.45	18	18	"
	"	4a	13.46	18	20	"
	"	4	13.50	18	20	"
	"	3	13.53	20	22	"
	"	2	13.56	18	24	"
	"	1	14.-	20	24	"
N.G.	zw	9	14.03	24	24	"
	"	8	14.05	24	24	"
	"	6	14.07	20	22	"
	"	5	14.10	20	22	"

Waarnemingen van het zoutgehalte in het Volkerak.

Datum	Plaats van waarneming	Tijd van waarneming	Tijd van H.W. te Willemstad	Zoutgehalte in o/oo		Stroomtoestand
				opp.	bodem	

Zoutgrens-schommelingen
nabij Dintelsas.

Datum	Afstand uit Dintelsas in m bij bij kentering H.W. voor s.g. aan de oppervlakte van:			
	1.005	1.015	1.020	
1 Juni 1931	-	500 m +	100 m -	+ beteekent de richting naar Willemstad.
2 " "	-	0	1000 -	
3 " "	-	3000 +	1000 -	- beteekent de richting naar Bruinisse.
4 " "	-	2000 +	-	
5 " "	-	1500 -	-	
6 " "	4000 m +	1000 -	-	
8 " "	5000 +	1000 +	-	
9 " "	3000 +	1000 -	-	
10 " "	4000 +	1000 -	-	
11 " "	-	700 -	-	
15 " "	4000 +	3500 +	-	
16 " "	-	0	-	
17 " "	-	3000 +	-	
19 " "	-	4000 +	0	
14 Juli	-	3000 +	200 -	
15 " "	-	2500 +	200 -	
16 " "	-	7000 +	4000 +	
21 " "	5000 +	500 -	1200 -	
27 " "	-	2200 +	800 -	
29 " "	-	0	2000 -	
31 " "	-	2400 +	600 -	
3 Augs.	-	1000 -	4000 - ?	
5 " "	-	1000 +	1000 -	
6 " "	-	0	2000 -	
11 " "	2500 +	3000 -	-	
14 " "	5000 +	5000 +	2000 -	
18 " "	-	7000 +	1000 +	
21 " "	7000 +	5500 +	1500 +	
24 " "	1000 +	5000 -	8000 -	
28 " "	1000 +	4000 -	-	
31 " "	3000 +	5000 -	-	
2 Sept.	1000 +	7000 -	-	
4 " "	3000 +	100 -	-	
8 " "	2000 -	14000 -	-	
11 " "	0	13000 -	-	
16 " "	1000 +	6000 -	-	
21 " "	1000 -	+ 10000 -	-	
23 " "	2000 +	5000 -	-	
1 Oct.	-	1500 +	0	
3 " "	-	3000 +	1000 +	
5 " "	-	200 +	1000 -	
14 " "	-	6500 +	0	
20 " "	-	0	1000 -	
27 " "	2000 +	1000 -	-	
2 Nov.	3000 +	1500 +	1200 -	
5 " "	-	0	500 -	
10 " "	-	5000 +	3000 +	

2	Febr.	1922	-	0	
3	"	"	-	500 -	
8	"	"	-		
10	"	"	-	3000 +	
18	"	"	-	100 +	
1	Mrt	"	-	bij Willemstad	1000 +
2	"	"	-	"	1000 +
9	"	"	-	boven Willemstad	bij Willemstad
16	"	"	-	"	"
30	"	"	-	"	"
15	April	"	6500 +	1000 -	-
16	"	"	5000 +	2000 -	-
7	Mei	"	boven Willemstad	6500 +	6500 +
25	"	"	"	boven Willemstad	bij Willemstad
26	"	"	"	"	"
2	Juni	"	"	"	"
7	"	"	"	"	"
10	"	"	"	"	"
21	"	"	"	"	"
22	"	"	"	"	"
25	"	"	"	"	"
1	Juli	"	"	"	"
9	"	"	"	"	"
18	"	"	"	"	"
27	"	"	"	"	"
30	"	"	"	"	"
6	Augst	"	bij Willemstad	4000 +	1000 +
16	"	"	"	3000 +	5000 +
20	"	"	"	bij Willemstad	6000 +
24	"	"	6500 +	4000 +	3000 +
30	"	"	bij Willemstad	5000 +	0
8	Sept.	"	boven Willemstad	boven Willemstad	bij Willemstad
9	"	"	"	bij Willemstad	7000 +
13	"	"	bij Willemstad	6000 +	4000 +
21	Oct.	"	laagwaterwaarneming bij		Dintelsas, opp. water 4 ^o /oo
25	"	"	5000 + ?	7500 -	8000 -
26	"	"	+	+	0
28	"	"	laagwaterwaarneming bij		Dintelsas, opp. water 4 ^o /oo

20	Sept. 1932	1	8.45	18	18	stil	7.30 1.37 + NAP	37.13
		2	8.48	18	20	"		
		3	8.50	20	22	"		
		4	8.52	16	20	"		
		5	8.55	20	22	"		
22	" "	1	10.15	16	18	"	8.45 0.98 + NAP.	37.84
		2	10.19	16	18	"		
		3	10.25	14	18	vloed		
		4	10.28	16	18	"		
		5	10.31	18	20	stil		
24	" "	1	11.-	16	20	"	9.45 0.80 + NAP.	36.97
		2	11.06	12	18	"		
		3	11.10	14	18	vloed		
		4	11.13	14	16	vloed		
		5	11.16	12	18	stil		
26	" "	1	15.50	14	18	eb	13.30 1.07 + NAP.	37.02
		2	15.57	14	18	stil		
		3	16.02	14	18	"		
		4	16.06	18	18	eb "		
		5	16.10	16	18	eb "		
30	" "	1	18.-	18	20	stil	16.45 1.35 + NAP.	37.32
		2	18.07	18	18	vloed		
		3	18.12	18	20	"		
		4	18.14	16	18	"		
		5	18.17	20	20	stil		

3	Oct. 1932	1	8.30	20	24	eb	5.45 2.- + NAP.	37.34
		2	8.35	22	22	"		
		3	8.39	20	24	"		
		4	8.41	20	20	"		
		5	8.45	20	22	"		

5 Oct. 1932

1	8.52	20	22	stil	7.15 1.48 + NAP.	37.35
2	8.55	20	22	vloed		
3	8.58	20	22	"		
4	9.02	18	20	stil		
5	9.05	20	24	"		
7 " "	10.18	20	22	stil	8.45 0.83 + NAP.	37.24
2	10.21	20	20	"		
3	10.24	18	22	"		
4	10.27	20	20	"		
5	10.30	18	22	eb		
10 " "	15.05	20	24	stil	12.45 1.07 + NAP	37.12
2	15.07	20	24	"		
3	15.10	20	26	"		
4	15.13	20	22	"		
5	15.17	20	24	"		
12 " "	17.-	24	24	stil	14.30 1.36 + NAP	37.06
2	17.03	20	26	"		
3	17.06	20	26	"		
4	17.10	20	24	"		
5	17.15	22	26	"		
17 " "	8.-	16	20	eb	5.- 1.68 + NAP.	37.18
2	8.04	18	20	stil		
3	8.07	20	24	"		
4	8.12	18	20	"		
5	8.17	20	22	"		
19 " "	8.17	16	20	eb	6.15 1.95 + NAP.	37.46
2	8.20	14	20	vloed		
3	8.22	14	20	"		
4	8.26	12	16	stil		
5	8.30	14	20	eb		
21 " "	10.35	22	22	eb	7.- 1.73 + NAP.	38.16
2	10.40	16	26	"		
3	10.44	22	22	"		
4	10.46	22	22	"		

24 Oct. 1932	1	11.-	14	14	stil	9.- 1.13 + NAP.	38.25
	2	11.03	10	14	"		
	3	11.06	12	14	"		
	4	11.08	12	14	"		
	5	11.12	18	20	eb		
25 " "	1	12.21	10	12	vloed	11.30 1.-+ NAP.	38.19
	2	12.23	8	12	"		
	3	12.25	12	14	"		
	4	12.30	10	10	stil		
	5	12.33	12	14	"		
26 " "	1	14.40	20	22	stil	12.30 1.64 + NAP.	38.38
	2	14.43	18	22	"		
	3	14.48	20	24	"		
	4	14.51	18	20	eb		
	5	14.55	24	26	"		
28 " "	1	15.55	14	18	stil	14.15 1.70 + NAP.	37.94
	2	15.58	14	18	"		
	3	16.-	14	18	"		
	4	16.04	14	18	"		
	5	16.08	18	22	eb		
3 Nov. 1932	1	7.45	10	12	stil	6.15 1.60 * NAP.	40.52
	2	7.48	10	12	"		
	3	7.53	10	14	"		
	4	7.56	12	16	"		
	5	8.-	14	16	"		
7 " "	1	11.30	2	2	stil	10.45 0.60 + NAP	40.56
	2	11.33	2	2	"		
	3	11.37	2	4	"		
	4	11.40	2	2	"		
	5	11.44	2	4	"		
9. " "	1	14.40	6	8	stil	13.- 1.20 + NAP.	40.09
	2	14.41	4	8	"		
	3	14.43	4	8	vloed		
	4	14.45	6	8	"		
	5	14.47	14	16	eb		

11 Nov. 1932	1	15.45	6	8	stil	14.30 1.08+NAP.	39.38
	2	15.48	4	8	"		
	3	15.52	4	8	"		
	4	15.54	6	10	"		
	5	15.58	14	16	eb		
18 " "	1	7.41	16	20	stil	6.30 1.--+NAP	38.17
	2	7.43	16	20	"		
	3	7.45	16	22	"		
	4	7.47	16	20	"		
	5	7.50	16	20	"		
21 " "	1	10.-	20	22	stil	8.30 1.25 + NAP	37.79
	2	10.02	16	20	vloed		
	3	10.05	16	20	"		
	4	10.07	14	20	stil		
	5	10.10	16	20	eb		
23 " "	1	12.30	20	24	stil	10.45 1.63 + NAP	37.64
	2	12.33	16	20	"		
	3	12.36	16	20	"		
	4	12.40	20	22	"		
	5	12.45	16	22	"		
25 " "	1	14.45	12	16	stil	12.45 1.73 + NAP	37.52
	2	14.47	8	16	"		
	3	14.50	12	16	vloed		
	4	14.52	8	16	stil		
	5	14.55	20	20	eb		

2 Dec. 1932	1	7.43	16	20	stil	6.15 1.40 + NAP.	39.66
	2	7.46	16	20	"		
	3	7.50	14	14	"		
	4	7.52	16	24	"		
	5	7.54	22	22	eb		
7 " "	1	11.52	6	10	vloed	10.45 1.--+ NAP	38.69
	2	11.55	8	12	stil		
	3	12.-	8	16	"		
	4	12.02	12	16	"		
	5	12.05	14	16	"		

10 Dec. 1932	1	15.-	4	10	stil	14.- 0.78 + NAP	38.26
	2	15.04	4	10	"		
	3	15.08	4	8	"		
	4	15.11	6	12	"		
	5	15.15	10	14	"		
12 " "	1	16.35	8	16	stil	15.- 1.14 + NAP	38.30
	2	16.38	10	16	"		
	3	16.42	8	20	"		
	4	16.44	16	20	"		
	5	16.47	20	20	eb		
15 " "	1	6.20	16	20	stil	5.- 1.16 + NAP	37.94
	2	6.25	16	22	"		
	3	6.29	16	20	"		
	4	6.34	16	22	"		
	5	6.38	16	24	"		
17 " "	1	7.45	18	20	stil	6.30 1.12 + NAP.	37.67
	2	7.51	20	20	"		
	3	7.55	18	20	"		
	4	7.57	20	22	"		
	5	8.02	18	22	"		
19 " "	1	8.37	12	20	stil	7.15 0.88 + NAP.	37.48
	2	8.41	20	20	"		
	3	8.44	16	20	"		
	4	8.46	20	22	eb		
	5	8.49	22	22	"		
21 " "	1	10.31	16	22	stil	9.- 1.- + NAP	37.36
	2	10.33	20	24	"		
	3	10.36	16	22	"		
	4	10.39	16	22	"		
	5	10.42	20	24	"		
24 " "	1	14.02	8	22	vloed	12.30 1.30 + NAP.	37.25
	2	14.05	16	22	stil		
	3	14.07	20	22	"		
	4	14.10	16	24	eb		
	5	14.14	20	24	"		

26 Dec.1932

1	15.50	20	22	vloed	14.30	37.14
2	15.53	20	22		1.32 + NAP	
3	15.55	16	22	stil		
4	15.57	16	24	"		
5	15.59	16	24	"		

28 " "

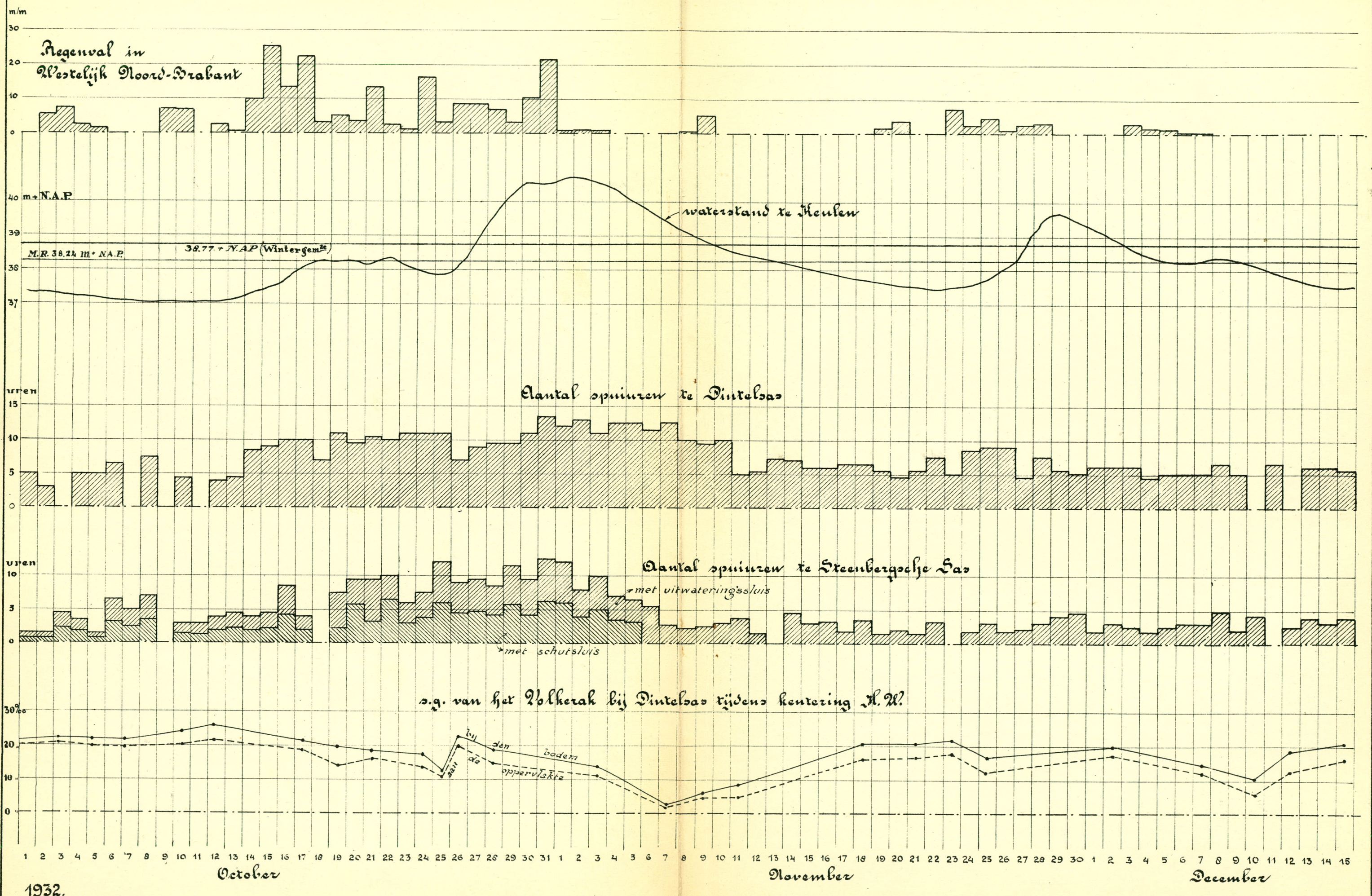
1.	18.-	10	20	stil	16.15	37.06
2	18.03	20	24	eb	1.38 + NAP	
3	18.07	20	24	"		
4	18.11	20	22	"		
5	18.15	20	24	"		

NEDERLANDSCH
NORMALE
V.S.R.

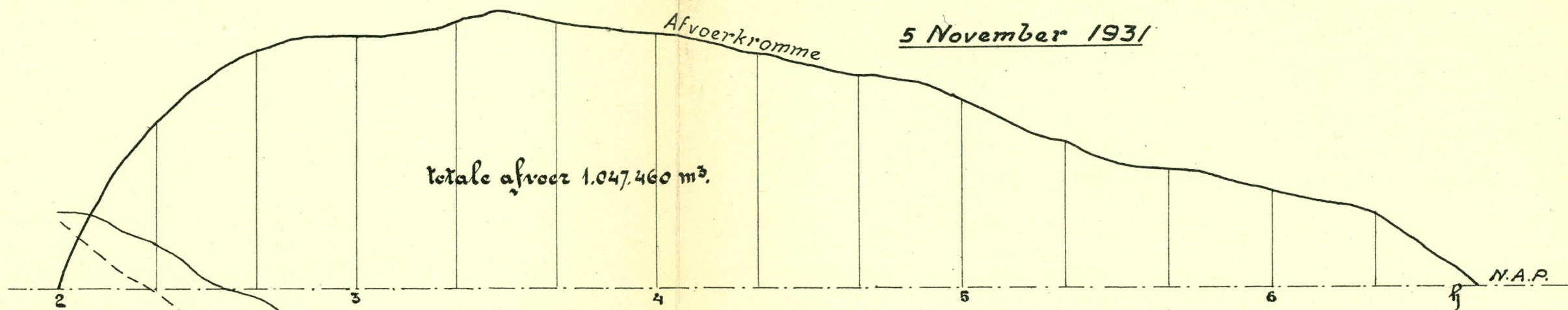
Waarnemingen van het zoutgehalte in de meetraai te Dintelsas.

Datum	Plaats van waarneming	Tijd van waarneming	Zoutgehalte		Stroomtoestand	Tijd van H.W. te Dintelsas	Stand te Keulen 4 dagen tevoren t.o.v. N.A.P.
			opp.	bodem			

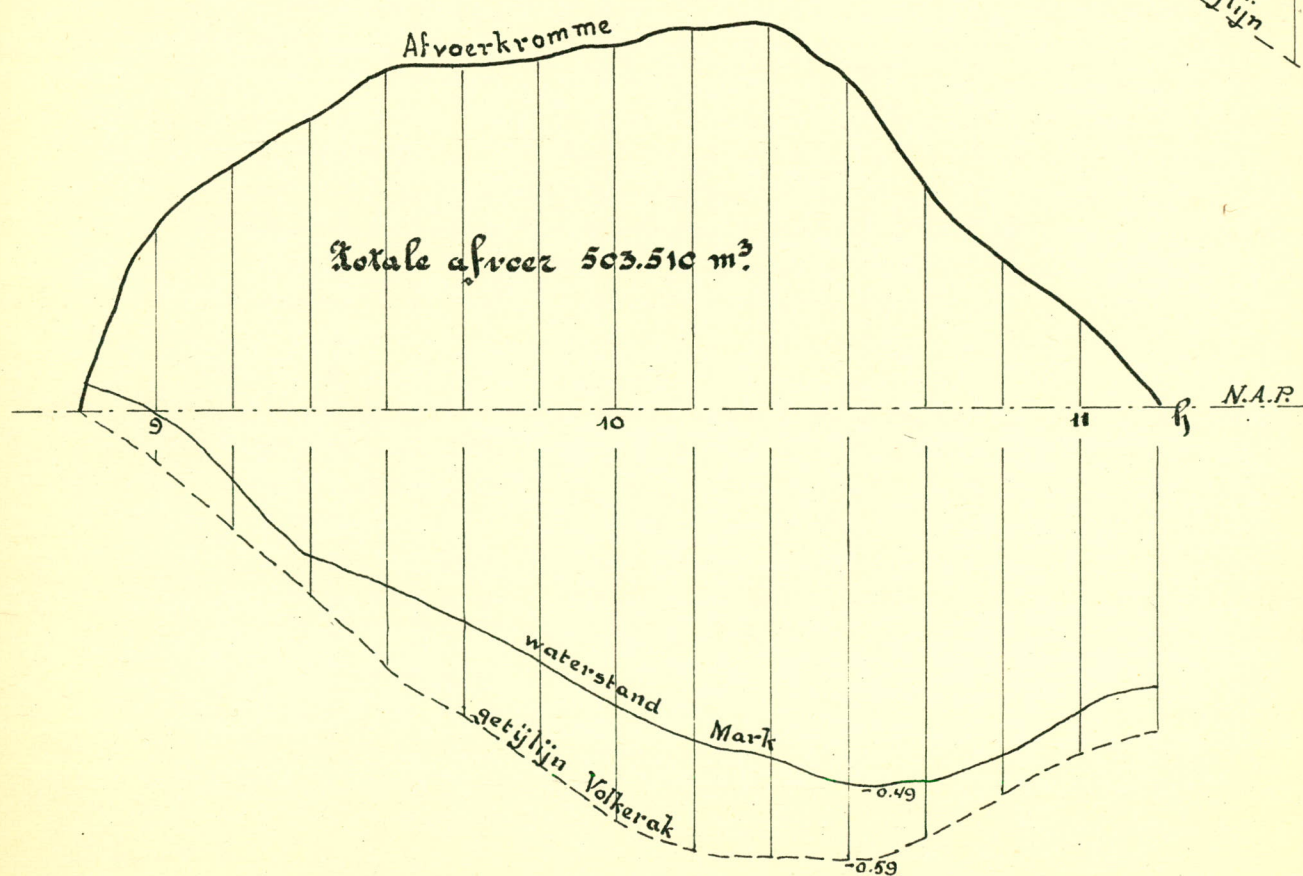
Daling s.g. Volkerak nabij Dintelbas in November 1932



Afvoermeting Mark en Dintel

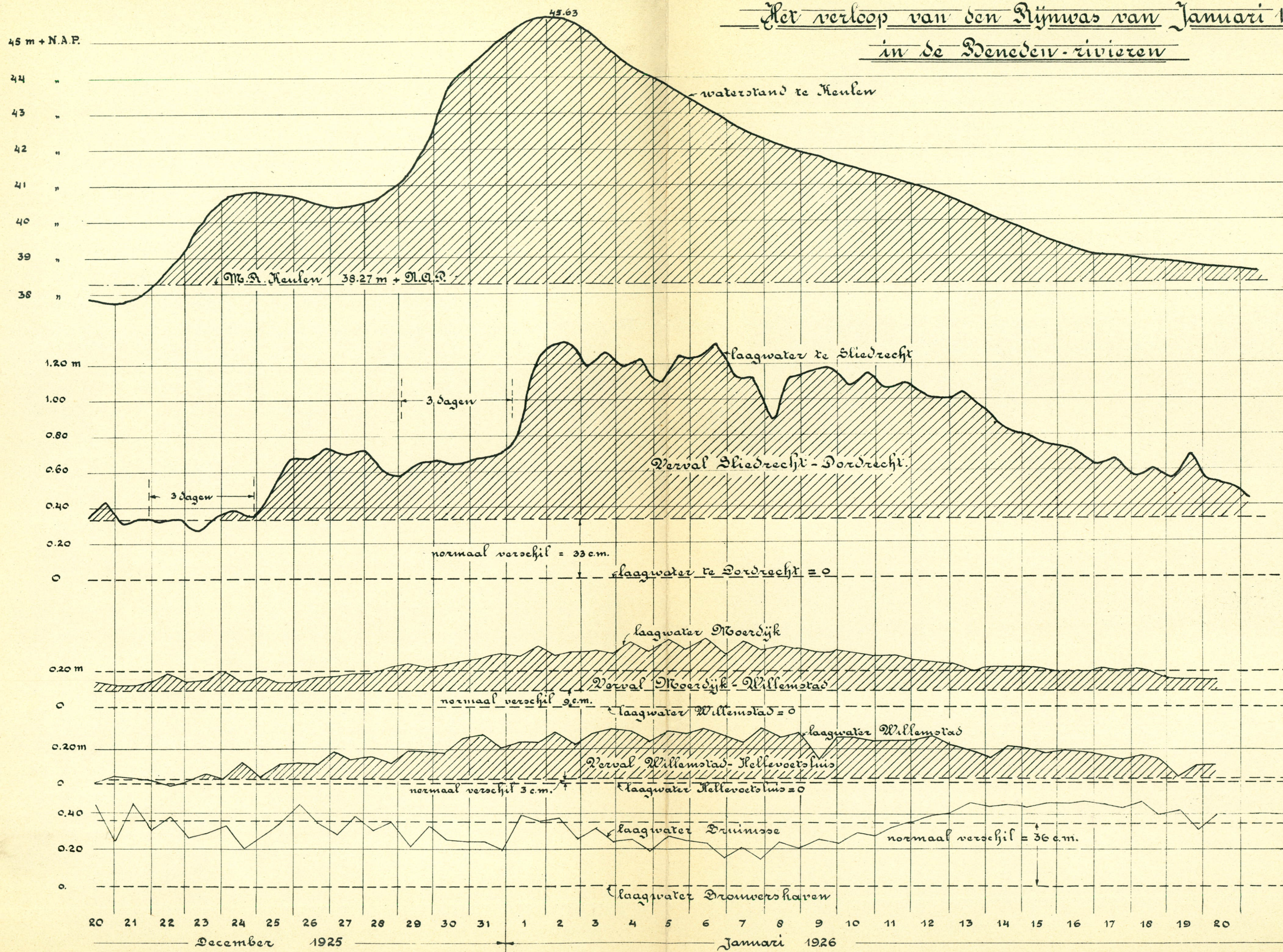


14 October 1931

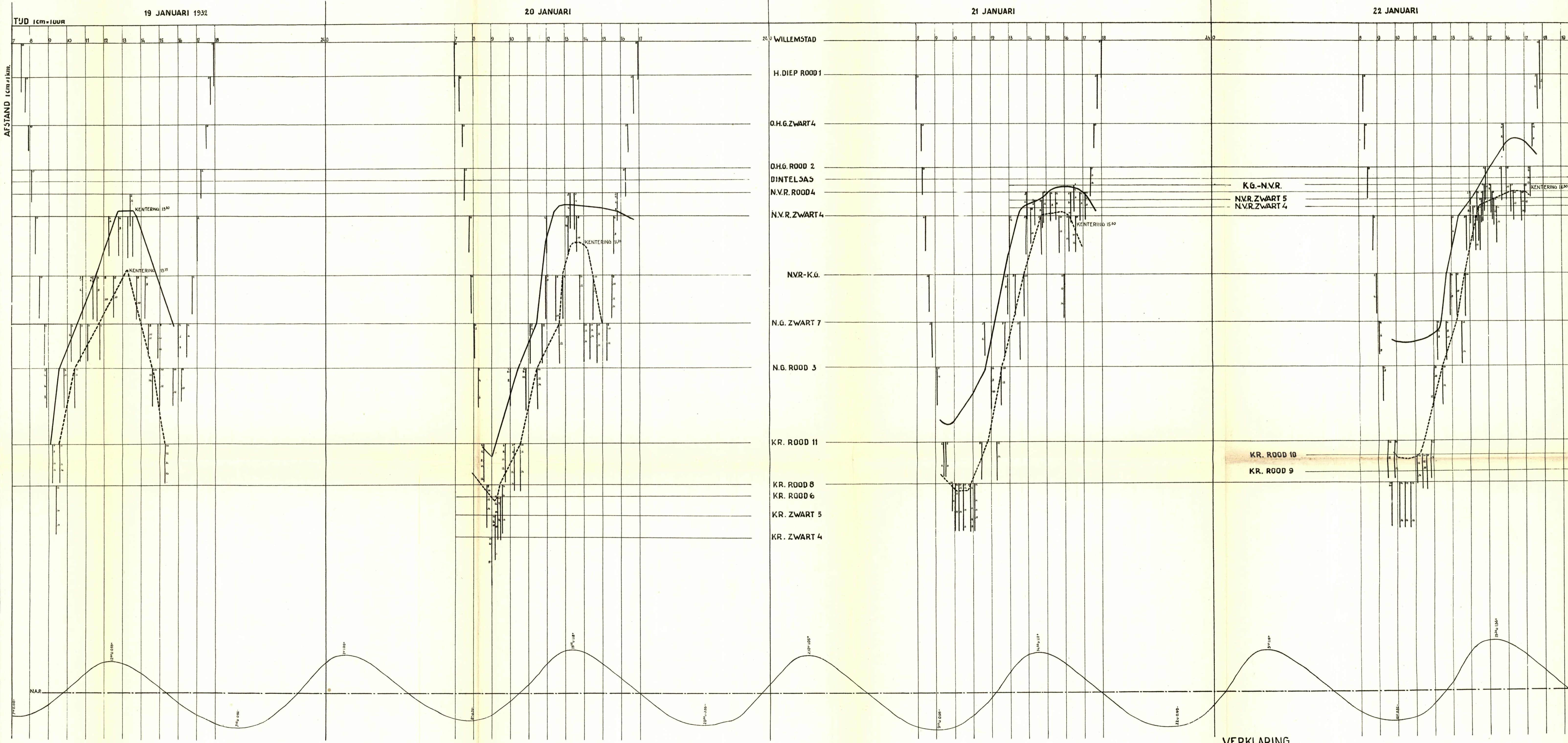


Voor afvoerkromme 1 m² = 10000 m³
 Waterstand 1 c.m. = 1 d.m.

Het verloop van den Rijnwas van Januari 1926
in de Beneden-rivieren



VERLOOP VAN HET ZOUTGEHALTE NA HOOG OPPERWATER VANAF HOLLANDSCH DIEP TOT AAN DE GREVELINGEN



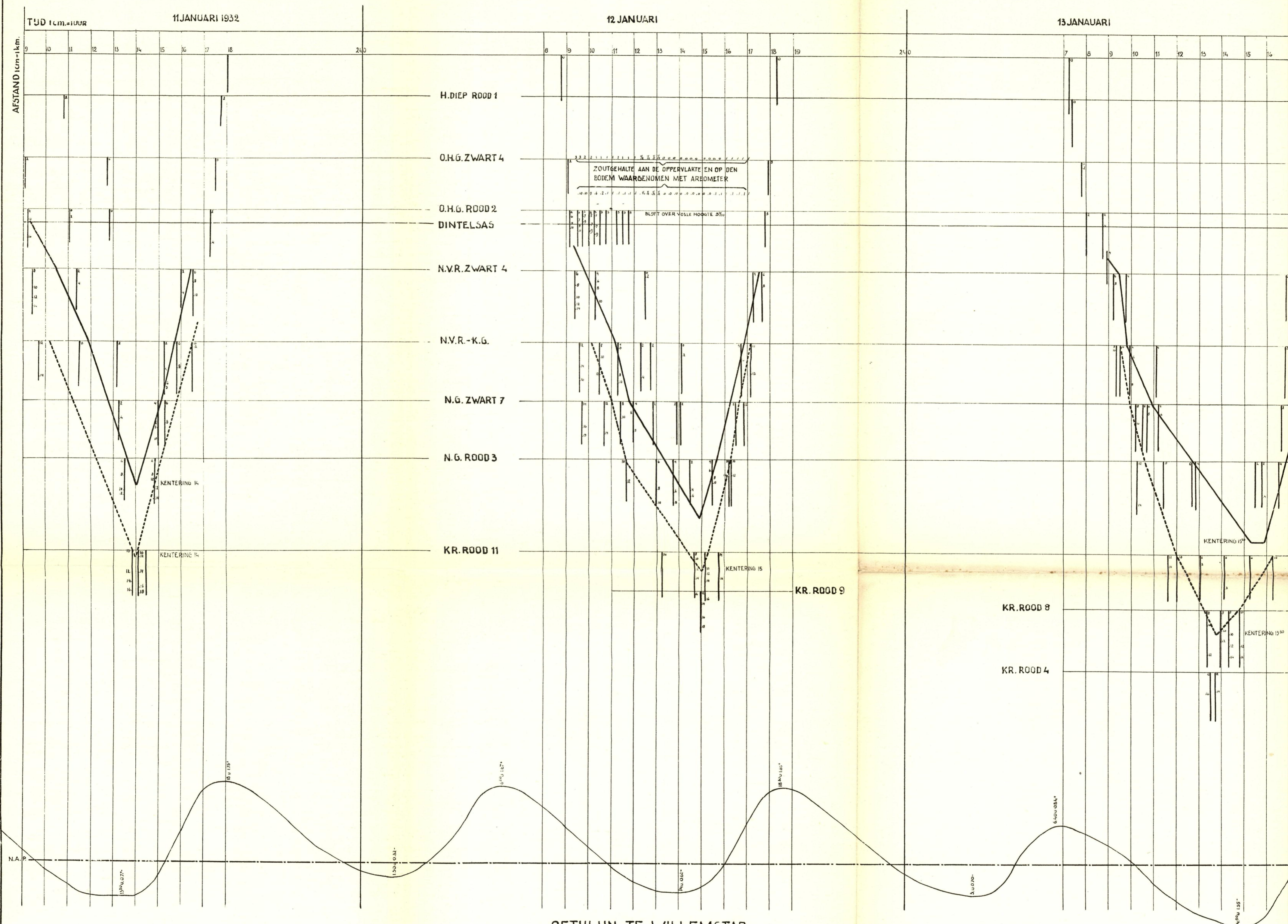
GETIJLJN TE WILLEMSTAD

VERKLARING

— 5% AAN DE OPPERVLAKTE - - - - - 10% AAN DE OPPERVLAKTE
 WAARNEMING BIJ TON N° OH.G. ROOD 2 1 MIJL VAN DE VERTICAAL-1 SCHALDEEL VAN DE PIJLSONDE.
 2 ZOUTGEHALTE IN ‰ AFGELEZEN OP DE PIJLSONDE
 VERT. SCHAAL 1 c.m. = 1 k.m.

VERLOOP VAN HET ZOUTGEHALTE TIJDENS HOOG OPPERWATER VANAF HET HOLLANDSCH DIEP TOT AAN DE GREVELINGEN

BULAGE 80.



Daling van het s.g. Volkerak in Aug. en Sept. 1931

Regenval in Westelijk Noord-Brabant

(gem. de van 10 stations)

